

TEXAS HOMELESS NETWORK

**2017
TEXAS BALANCE OF STATE
CONTINUUM OF CARE
POINT-IN-TIME COUNT REPORT**

WWW.THN.ORG

Table of Contents

About the Point-In-Time Count.....	3
Methodology.....	4
2016-2017 PIT Comparison.....	5
2017 PIT Summary.....	6
Unsheltered Findings.....	7
Sheltered Findings.....	8
Subpopulations.....	9
Ending Veteran Homelessness and PIT Findings.....	10
HMIS.....	11
Glossary of Terms.....	12
Emergency Shelter.....	12
Local Homeless Coalition (LHC).....	12
Homeless Management Information System (HMIS).....	12
HUD.....	12
Chronically Homeless.....	12
Continuum of Care (CoC).....	13
Point-in-Time Count (PIT).....	14
Supportive Housing or Permanent Supportive Housing.....	14
Supportive Services for Veteran Families (SSVF).....	14
Universal Data Elements (UDEs).....	14
Rapid Re-housing (RRH).....	14
Transitional Housing (TH).....	14
Unsheltered.....	14
Participating LHCs and Communities.....	15

About the PIT Count

A Point-in-Time (PIT) count is a statistically reliable, unduplicated count of people experiencing homelessness during a designated one-night period. The U.S. Department of Housing and Urban Development (HUD) requires CoCs to conduct the PIT Count to capture specific data about the homeless population in order to create a “snapshot” of what homelessness looks like in a particular area. The PIT count includes people who are sleeping in places not meant for human habitation (unsheltered) and in transitional housing and emergency shelter programs that serve people experiencing homelessness (sheltered). All data collected during the PIT count helps service providers, Local Homeless Coalitions (LHCs), and the Texas Balance of State Continuum of Care (TX BoS CoC) with the following:

- Analyze trends and measure performance toward preventing and ending homelessness;
- Raise public awareness of homelessness within the community;
- Plan future services aimed at meeting the needs not currently being addressed;
- Allocate resources across jurisdictions, service providers, or programs for different subpopulations of people experiencing homelessness;
- Justify requests for additional resources; and
- Comply with reporting requirements from the TX BoS, HUD, and local stakeholders.

Methodology

Process

Each year, THN, makes the effort to ensure the PIT count is as comprehensive and accurate as possible. We recognize the count will not be able to reach all unsheltered families and individuals; our ultimate goal is to count as many people in as many different places as possible. Full coverage of the CoC will give the most accurate data for individual communities and for the CoC as a whole.

For those counties in the BoS CoC from whom THN does not receive PIT data, it is necessary to utilize different statistical tools to estimate the number of people experiencing homelessness. This method is not ideal, as it does not allow us to capture an accurate picture of what homelessness looks like in a particular community. THN continues to improve the PIT count process so more areas in the BoS CoC can provide data for their respective communities.

Unsheltered Count

For the unsheltered count, the TX BoS CoC uses the “known location” methodology. Local PIT committees assign regions to volunteers to canvass. These locations are known to be frequented by people experiencing homelessness.

Sheltered Count

All agencies that participate in HMIS (Homeless Management Information System) have their PIT data pulled directly from the system. For those agencies that do not utilize HMIS, THN provides template surveys to gather all required PIT data.

2016-2017 PIT Comparison

	Total Experiencing Homelessness 2017	Total Experiencing Homelessness 2016	Total Percent Change	Sheltered 2017	Sheltered 2016	Percent Change	Unsheltered 2017	Unsheltered 2016	Percent Change
	#	#	%	#	#	%	#	#	%
Total Homeless	7,153	6,048	18%	3,583	3,660	-2%	3,570	2,388	49.50%
Gender Identity									
Female	2,779	2,463	13%	1,816	1,924	-6%	963	539	78.66%
Male	4,287	3,577	20%	1,702	1,734	-2%	2,585	1,842	40.34%
Transgender	19	8	138%	6	2	200%	13	7	85.71%
Does not identify as M,F,T	68	N/A	N/A	59	N/A	N/A	9	N/A	N/A
Ethnicity									
Non-Hispanic/Non-Latino	4,586	4,249	8%	2,455	2,594	-5%	2,131	1,655	28.76%
Hispanic/Latino	2,567	1,799	43%	1,128	1,067	6%	1439	732	96.58%
Race									
White	4,793	3,895	23%	2,135	2,207	-3%	2,658	1,688	57.46%
African-American	1,778	1,000	78%	1,111	972	14%	667	28	2282.14%
Asian	100	101	-1%	89	73	22%	11	75	-85.33%
Native American	116	644	-82%	43	113	-62%	73	531	-86.25%
Pacific Islander	23	5	360%	5	3	67%	18	2	800.00%
Multiple Races	343	402	-15%	200	339	-41%	143	63	126.98%

2017 PIT Summary

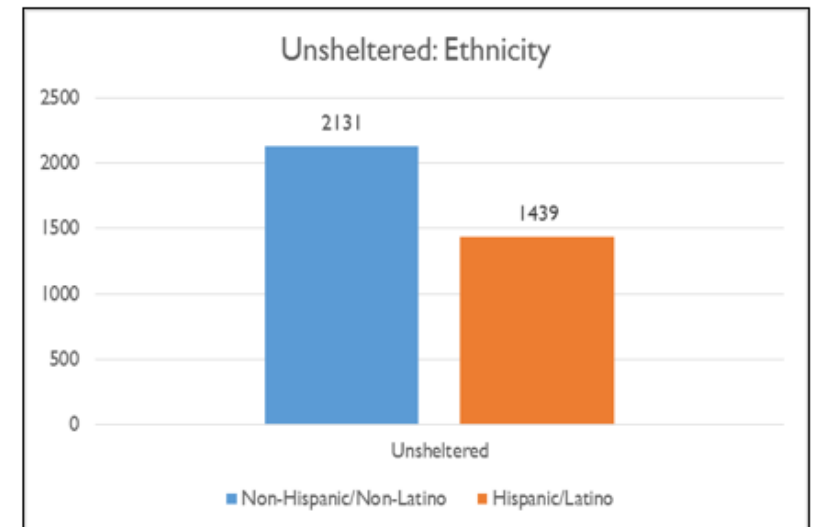
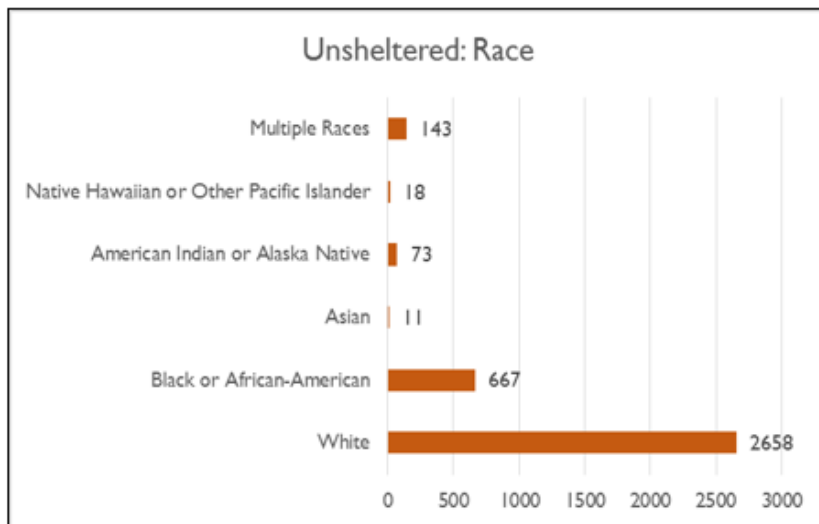
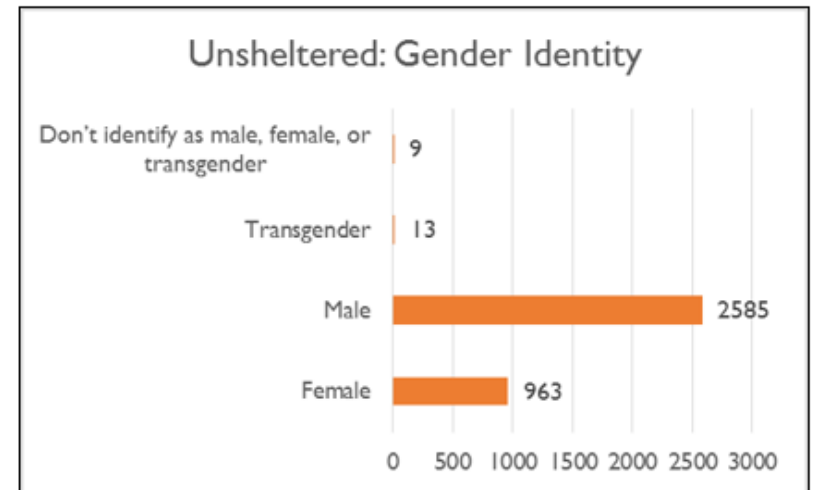
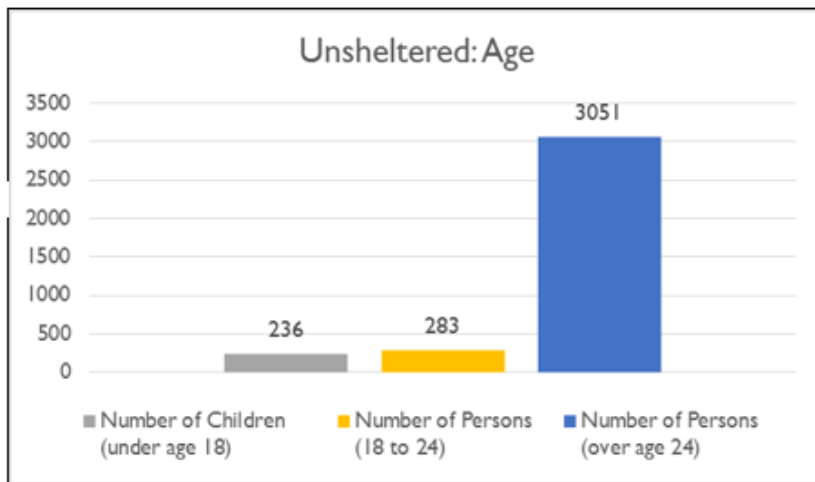
	Total Experiencing Homelessness 2017	Sheltered 2017	Unsheltered 2017
	#	#	#
Total Homeless	7,153	3,583	3,570
Gender Identity			
Female	2,779	1,816	963
Male	4,287	1,702	2,585
Transgender	19	6	13
Does not identify as M,F,T	68	59	9
Ethnicity			
Non-Hispanic/Non-Latino	4,586	2,455	2,131
Hispanic/Latino	2,567	1,128	1439
Race			
White	4,793	2,135	2,658
African-American	1,778	1,111	667
Asian	100	89	11
Native American	116	43	73
Pacific Islander	23	5	18
Multiple Races	343	200	143

For the 2017 count, the TX BoS CoC saw an overall increase in PIT numbers. This increase is most likely due to the fact that many communities were able to expand volunteer capacity, create enhanced training's, and provide more dedicated outreach for the unsheltered count.

Unsheltered Findings

Top Reasons for Becoming Homeless for Unsheltered Persons

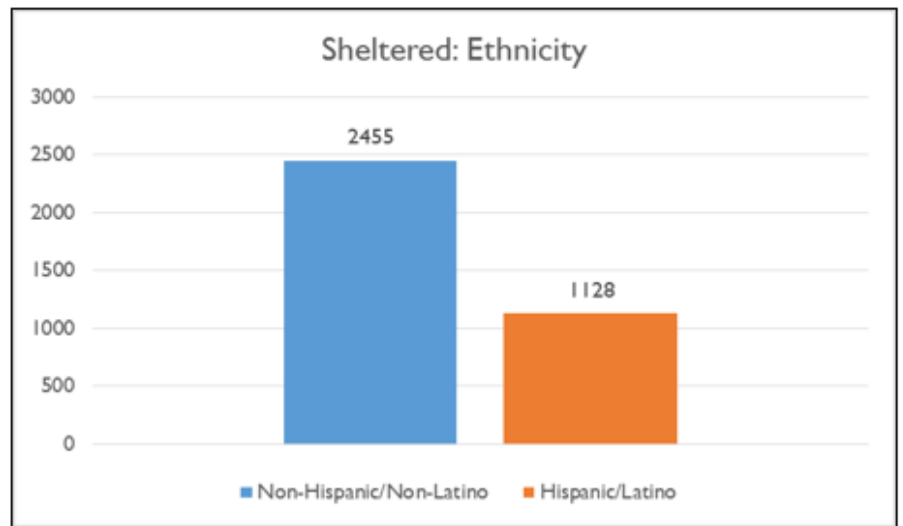
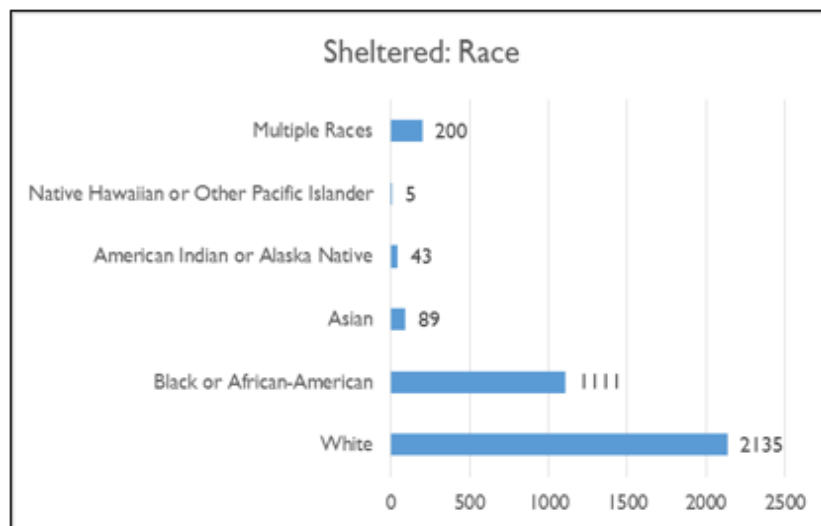
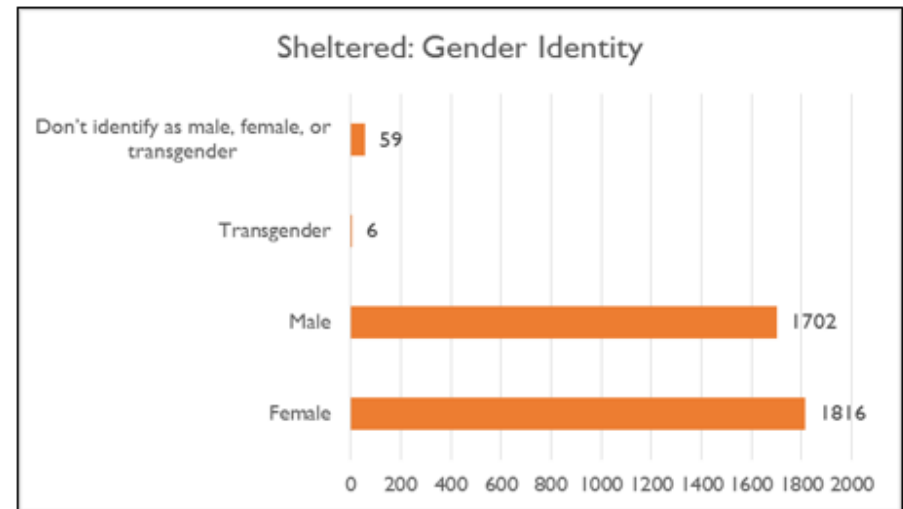
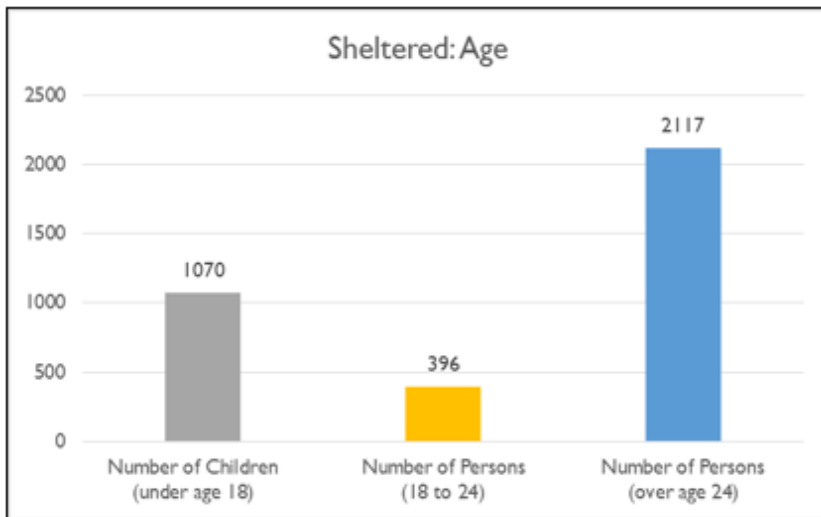
- 1) Unable to pay rent or mortgage
- 2) Unemployment
- 3) Physical disability or health reasons



Sheltered Findings

Top Reasons for Becoming Homeless for Sheltered Persons

- 1) Unemployment
- 2) Unable to pay rent/mortgage
- 3) Domestic Violence



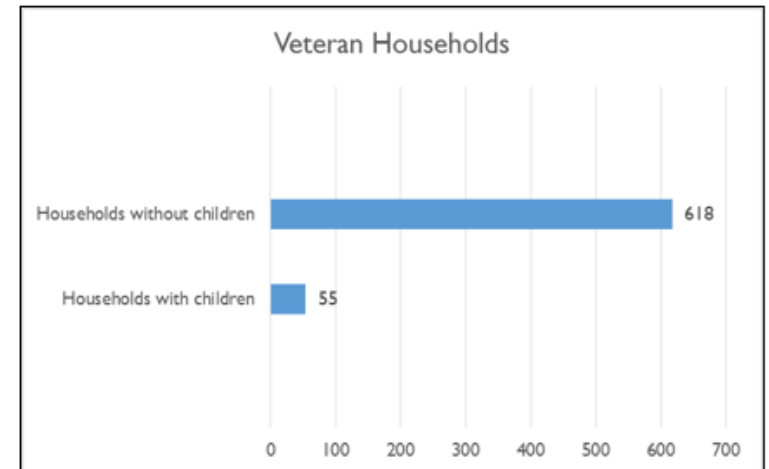
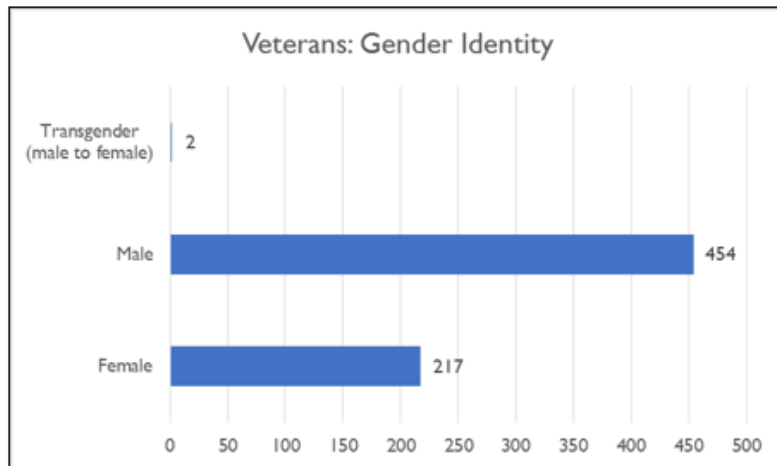
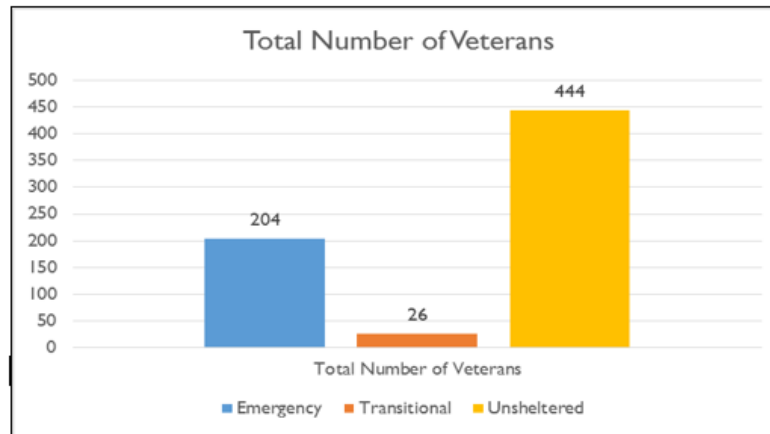
Subpopulations

CoCs must collect and report counts of specific subpopulations among sheltered and unsheltered people. Subpopulation data is limited to adults, with the exception of people in chronically homeless families. These subsets of people experiencing homelessness often have more difficulty finding and maintaining stable housing because of their specific needs. To get a better understanding of who these individuals are in each community, data on subpopulations is collected. Communities cannot manage (and end) what they cannot measure.

	Sheltered	Unsheltered	2017 Total	2016 Total	Change	Percent Change
Chronically Homeless	248	631	879	812	67	8%
Serious Mental Illness	509	1262	1771	752	1019	58%
Substance Abuse	422	1243	1665	903	762	46%
Domestic Violence	688	517	1205	1612	-407	-34%
HIV/AIDS	22	110	132	36	96	73%

Ending Veteran Homelessness and PIT Findings

Texas Homeless Network began its efforts toward ending Veteran homelessness in May 2015 when it established a relationship with SSVF grantees within the TX BoS CoC. The CoC works with fifteen SSVF grantees with coverage areas spanning from Lubbock to Brownsville. After working in partnership with these grantees to develop community plans, the CoC began assertively pursuing an end to Veteran homelessness on a system-wide level by working with communities to establish an effective, sustainable housing crisis response system for Veterans.



HMIS

And Importance of Data

The 2017 Point-in-Time count was the first time agencies could use HMIS instead of paper surveys or the mobile application to complete the count with their program participants, saving volunteers, time, and energy. Using the HMIS-based count in combination with other collection techniques help offset potential issues with low geographic coverage and result in a more accurate PIT count.

HMIS provides an essential platform for measuring the extent of homelessness. The data entered not only helps agencies collect client-level information, but also helps the entire CoC to better understand trends among the homeless population and how to best address their specific needs.

While only HUD-funded projects are mandated to use HMIS, THN strongly encourages all housing services agencies to participate in HMIS, as it is an important tool communities can use to understand what it will take to end homelessness.

Glossary

Emergency Shelter

A facility with the primary purpose of providing temporary shelter for those experiencing homelessness.

Local Homeless Coalition (LHC)

A group of people who meet regularly to plan and coordinate housing and services, strategically use resources, evaluate performance, and conduct education activities to prevent and end homelessness in a specific geographic area.

Homeless Management Information System (HMIS)

A Homeless Management Information System (HMIS) is a local information technology system used to collect client-level data and data on the provision of housing and services to homeless individuals, families, and persons at risk of homelessness. Each Continuum of Care is responsible for selecting an HMIS software solution that complies with HUD's data collection, management, and reporting standards.

HUD

The United States Department of Housing and Urban Development.

Chronically Homeless

In January 2016, HUD released the following definition of chronic homelessness:

An individual who:

Is homeless and lives in a place not meant for human habitation, a safe haven, or in an emergency shelter; and;
Has been homeless continuously for at least one year or on at least four separate occasions in the last three years, where the cumulative total of the four occasions is at least one year

II. An individual who has been residing in an institutional care facility, including a jail, substance abuse or mental health treatment facility, hospital, or other similar facility for fewer than 90 days and met all of the criteria in paragraph (1), before entering that facility; or

III. A family with an adult head of household (or if there is no adult in the family, a minor head of household) who meets all of the criteria in paragraph (1), including a family whose composition has fluctuated while the head of household has been homeless.

Glossary

Continuum of Care (CoC)

A planning body responsible for coordinating the full range of housing and services in a geographical area, which may cover a city, county, metropolitan area, or an entire state.

The term “Continuum of Care” can refer to:

- 1) The geographic area included in the CoC’s boundaries
- 2) The group of stakeholders involved in CoC planning

3) The CoC planning process itself– the process must coordinate a housing and service delivery system and fulfill other requirements that HUD established for CoCs in the CoC Program Interim Rule (24 CFR Part 573). Through the CoC planning process, stakeholders evaluate the needs of people experiencing homelessness; identify housing and service needs; assess the performance of existing housing and services; and prioritize activities going forward. The CoC planning process was developed by HUD in 1994 and codified into law through the Homeless Emergency Assistance and Rapid Transition to Housing (HEARTH) Act of 2009 <https://www.hudexchange.info/resource/1715/mckinney-vento-homeless-assistance-act-amended-by-hearth-act-of-2009/>.

4) The Continuum of Care Program administered by the U.S. Department of Housing and Urban Development (HUD) -- The Continuum of Care (CoC) Program is designed to promote communitywide commitment to the goal of ending homelessness; provide funding for efforts by nonprofit providers, and State and local governments to quickly rehouse homeless individuals and families while minimizing the trauma and dislocation caused to homeless individuals, families, and communities by homelessness; promote access to and effect utilization of mainstream programs by homeless individuals and families; and optimize self-sufficiency among individuals and families experiencing homelessness. (<https://www.hudexchange.info/programs/coc/>)

Glossary

Point-in-Time Count (PIT)

A count of sheltered and unsheltered homeless persons on a single night in January. HUD requires that Continuums of Care conduct an annual count of homeless persons who are sheltered in emergency shelter, transitional housing, and Safe Havens on a single night.

Supportive Housing or Permanent Supportive Housing

An evidence-based housing intervention that combines non-time-limited financial assistance with wrap-around supportive services for people experiencing homelessness, as well as other people with disabilities.

Supportive Services for Veteran Families (SSVF)

A rapid re-housing and homelessness prevention program administered by the U.S. Department of Veterans Affairs.

Universal Data Elements (UDEs)

Client level data elements required for collection by all projects participating in HMIS, regardless of project type or funding source.

Rapid Re-housing (RRH)

An intervention designed to help individuals and families to quickly exit homelessness and return to permanent housing. Rapid Re-housing assistance is offered without preconditions (such as employment, income, absence of criminal record, or sobriety) and the resources and services provided are typically tailored to the unique needs of the household. The intervention must contain three core components: housing identification, rental/move-in assistance (financial), and voluntary case management.

Transitional Housing (TH)

An intervention that provides individuals and families experiencing homelessness housing and supportive services for up to 24 months with the goal of helping people move into and retain permanent housing.

Unsheltered

Situation where people are staying in places not meant for human habitation, such as streets, abandoned buildings, vehicles, or parks.

Participating LHC's And Communities

Brenham

Brown County Home Solutions, Inc.

Cameron County Homeless Partnership

Central Texas Homeless Alliance

Comal County Homeless Coalition

Concho Valley Homeless Planning Coalition

Denton County Homeless Coalition

East Texas Homeless Coalition

East Texas Human Needs Network

Gulf Coast Homeless Coalition

Hempstead

Hidalgo County

Homeless Issues Partnership, Inc.

Hunt County Coalition for the Homeless

Laredo Homeless Coalition

Lufkin

Matagorda Homeless Coalition

Midland Homeless Coalition

Montgomery County Homeless Coalition

North Texas Homeless Consortium

Odessa Coalition for the Homeless

Perryton

South Plains Homeless Consortium

Southeast Texas Coalition for the Homeless

Texarkana Homeless Coalition

Tri-County Homeless Coalition

Victoria Area Homeless Coalition

West Texas Homeless Network



PLEASE CONTACT
KRISTIN@THN.ORG
FOR QUESTIONS