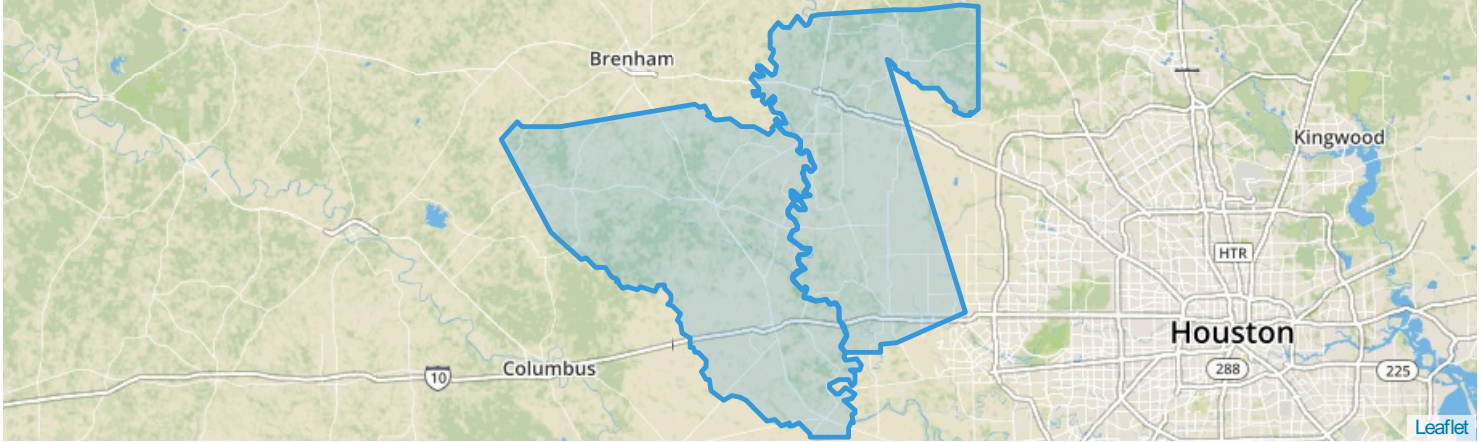
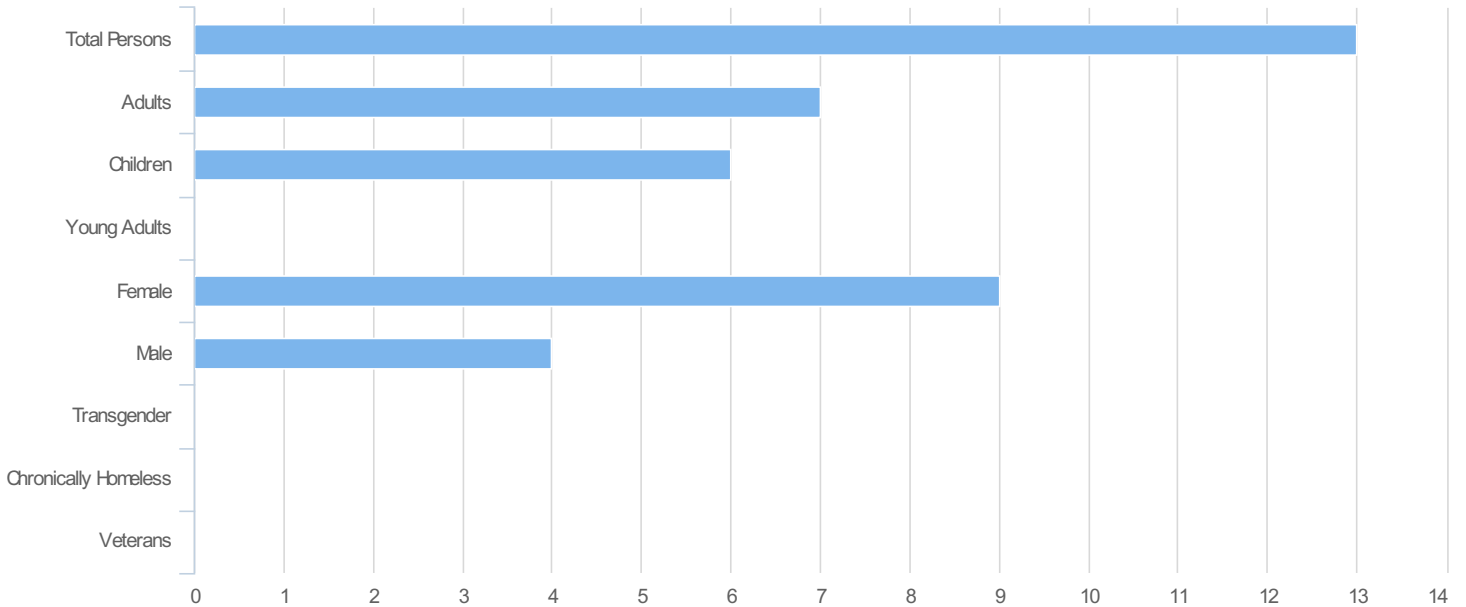


Count:	<b>TXBOS18</b>	Region:	<b>2 regions</b>
Created by:	<b>Blaize-Fiero,Kraig</b>	Created on:	<b>03/20/2018 3:58 PM</b>

## Summary

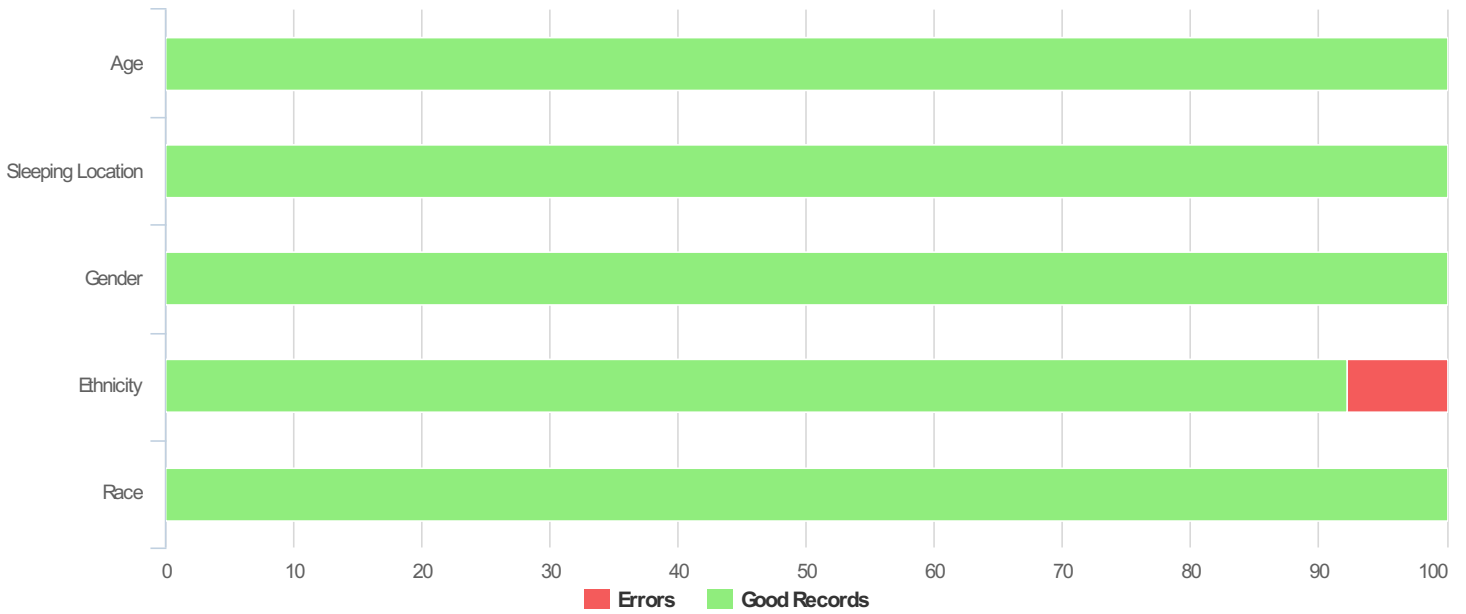


Total Persons	13
Adults (18+)	7
Children (Under 18)	6
Unknown Age	0
Young Adults (18-24)	0
Female	9
Male	4
Transgender	0
Chronically Homeless	0
Veterans	0



## Data Quality Checks

Persons Missing Age Information	0
Persons Missing Sleeping Location	0
Persons Missing Gender	0
Persons Missing Ethnicity	1
Persons Missing Race	0



# All Households

## Households with at Least one Adult and One Child

### Household and Person Breakdown

Total Number of Households	4
Total Number of Persons	9
Number of Children (Under 18)	6
Number of Young Adults (18-24)	0
Number of Adults (25+)	3

### Gender

Female	6
Male	3
Transgender	0
Gender Non-conforming	0

### Ethnicity

Non-Hispanic/Non-Latino	8
Hispanic/Latino	0

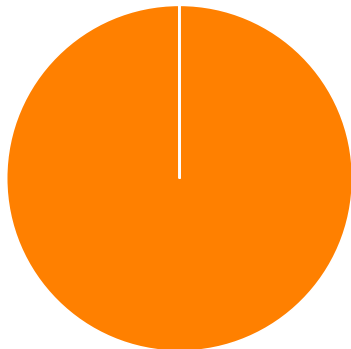
### Race

White	0
Black or African-American	5
Asian	0
American Indian or Alaska Native	0
Native Hawaiian or Other Pacific Islander	0
Multiple	1

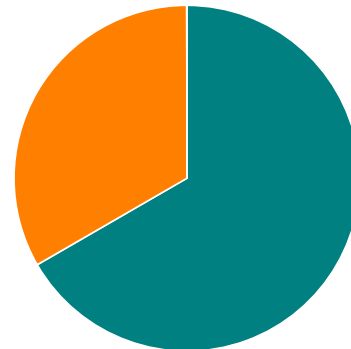
### Chronically Homeless

Total Number of Households	0
Total Number of Persons	0

Race



Gender



■ White 
 ■ Black or African American 
 ■ Asian  
■ American Indian 
 ■ Native Hawaiian 
 ■ Multiple

■ Female 
 ■ Male 
 ■ Transgender  
■ Gender Non-conforming

# Households without Children

## Household and Person Breakdown

Total Number of Households	4
Total Number of Persons	4
Number of Young Adults (18-24)	0
Number of Adults (25+)	4

## Gender

Female	3
Male	1
Transgender	0
Gender Non-conforming	0

## Ethnicity

Non-Hispanic/Non-Latino	4
Hispanic/Latino	0

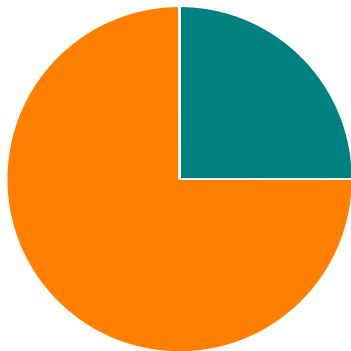
## Race

White	1
Black or African-American	3
Asian	0
American Indian or Alaska Native	0
Native Hawaiian or Other Pacific Islander	0
Multiple	0

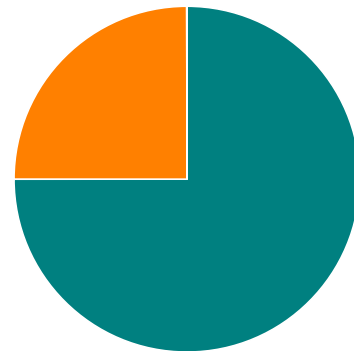
## Chronically Homeless

Total Number of Persons	0
-------------------------	---

Race



Gender



■ White   
 ■ Black or African American   
 ■ Asian  
■ American Indian   
 ■ Native Hawaiian   
 ■ Multiple

■ Female   
 ■ Male   
 ■ Transgender  
■ Gender Non-conforming

# Households with Only Children

## Household and Person Breakdown

Total Number of Households	0
Total Number of Children	0

## Gender

Female	0
Male	0
Transgender	0
Gender Non-conforming	0

## Ethnicity

Non-Hispanic/Non-Latino	0
Hispanic/Latino	0

## Race

White	0
Black or African-American	0
Asian	0
American Indian or Alaska Native	0
Native Hawaiian or Other Pacific Islander	0
Multiple	0

## Chronically Homeless

Total Number of Persons	0
-------------------------	---

Race

Gender

■ White   
 ■ Black or African American   
 ■ Asian  
■ American Indian   
 ■ Native Hawaiian   
 ■ Multiple

■ Female   
 ■ Male   
 ■ Transgender  
■ Gender Non-conforming

# Veteran Households

## Veteran Households with at Least One Adult and One Child

### Household and Person Breakdown

Total Number of Households	0
Total Number of Persons	0
Total Number of Veterans	0

### Gender

Female	0
Male	0
Transgender	0
Gender Non-conforming	0

### Ethnicity

Non-Hispanic/Non-Latino	0
Hispanic/Latino	0

### Race

White	0
Black or African-American	0
Asian	0
American Indian or Alaska Native	0
Native Hawaiian or Other Pacific Islander	0
Multiple	0

### Chronically Homeless

Total Number of Households	0
Total Number of Persons	0

Race

Gender

■ White   
 ■ Black or African American   
 ■ Asian  
■ American Indian   
 ■ Native Hawaiian   
 ■ Multiple

■ Female   
 ■ Male   
 ■ Transgender  
■ Gender Non-conforming

# Veteran Households without Children

## Household and Person Breakdown

Total Number of Households	0
Total Number of Persons	0
Total Number of Veterans	0

## Gender

Female	0
Male	0
Transgender	0
Gender Non-conforming	0

## Ethnicity

Non-Hispanic/Non-Latino	0
Hispanic/Latino	0

## Race

White	0
Black or African-American	0
Asian	0
American Indian or Alaska Native	0
Native Hawaiian or Other Pacific Islander	0
Multiple	0

## Chronically Homeless

Total Number of Households	0
Total Number of Persons	0

Race

Gender

White Black or African American Asian  
American Indian Native Hawaiian Multiple

Female Male Transgender  
Gender Non-conforming

# Youth Households

## Unaccompanied Youth Households

### Household and Person Breakdown

Total Number of Unaccompanied Youth Households	0
Total Number of Unaccompanied Youth	0
Total Number of Unaccompanied Youth (under age 18)	0
Total Number of Unaccompanied Youth (18 to 24)	0

### Gender

Female	0
Male	0
Transgender	0
Gender Non-conforming	0

### Ethnicity

Non-Hispanic/Non-Latino	0
Hispanic/Latino	0

### Race

White	0
Black or African-American	0
Asian	0
American Indian or Alaska Native	0
Native Hawaiian or Other Pacific Islander	0
Multiple	0

### Chronically Homeless

Total Number of Persons	0
-------------------------	---

Race

Gender

■ White   
 ■ Black or African American   
 ■ Asian  
■ American Indian   
 ■ Native Hawaiian   
 ■ Multiple

■ Female   
 ■ Male   
 ■ Transgender  
■ Gender Non-conforming



# Parenting Youth

## Household and Person Breakdown

Total Number of Parenting Youth Households	0
Total Number of Persons in Parenting Youth Households	0
Total Parenting Youth	0
Total Children in Parenting Youth Households	0
Number of Parenting Youth Under 18	0
Children in Households with Parenting Youth Under 18	0
Number of Parenting Youth 18 to 24	0
Children in Households with Parenting Youth 18 to 24	0

## Gender

Female	0
Male	0
Transgender	0
Gender Non-conforming	0

## Ethnicity

Non-Hispanic/Non-Latino	0
Hispanic/Latino	0

## Race

White	0
Black or African-American	0
Asian	0
American Indian or Alaska Native	0
Native Hawaiian or Other Pacific Islander	0
Multiple	0

## Chronically Homeless

Total Number of Households	0
Total Number of Persons	0

Race

Gender

■ White
 ■ Black or African American
 ■ Asian  
■ American Indian
 ■ Native Hawaiian
 ■ Multiple

■ Female
 ■ Male
 ■ Transgender  
■ Gender Non-conforming

## Additional Homeless Populations (Adults Only)

Serious Mental Illness	3
Substance Use Disorder	0
HIV/AIDS	0
Survivors of Domestic Violence (optional)	8

