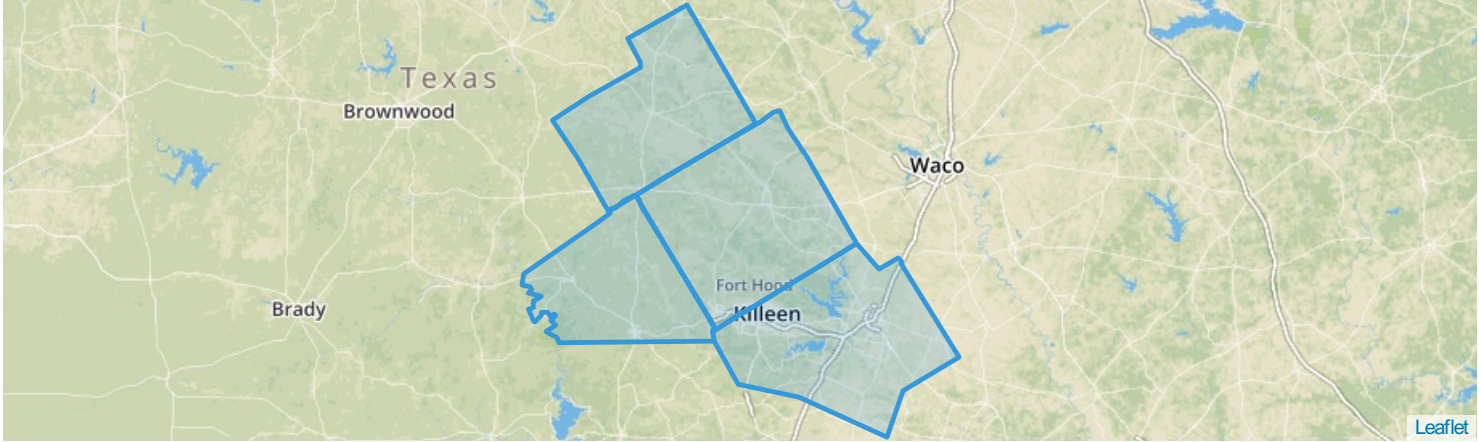
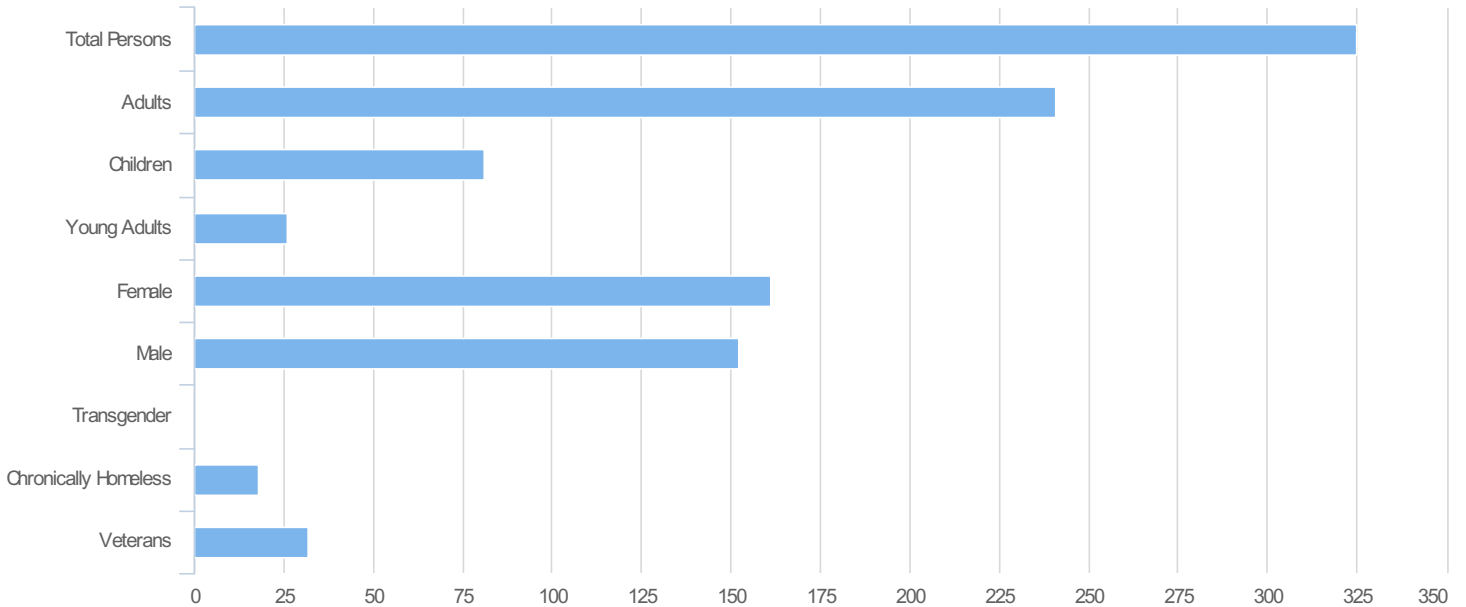


Count:	TXBOS18	Region:	4 regions
Created by:	Blaize-Fiero,Kraig	Created on:	03/20/2018 2:43 PM

Summary

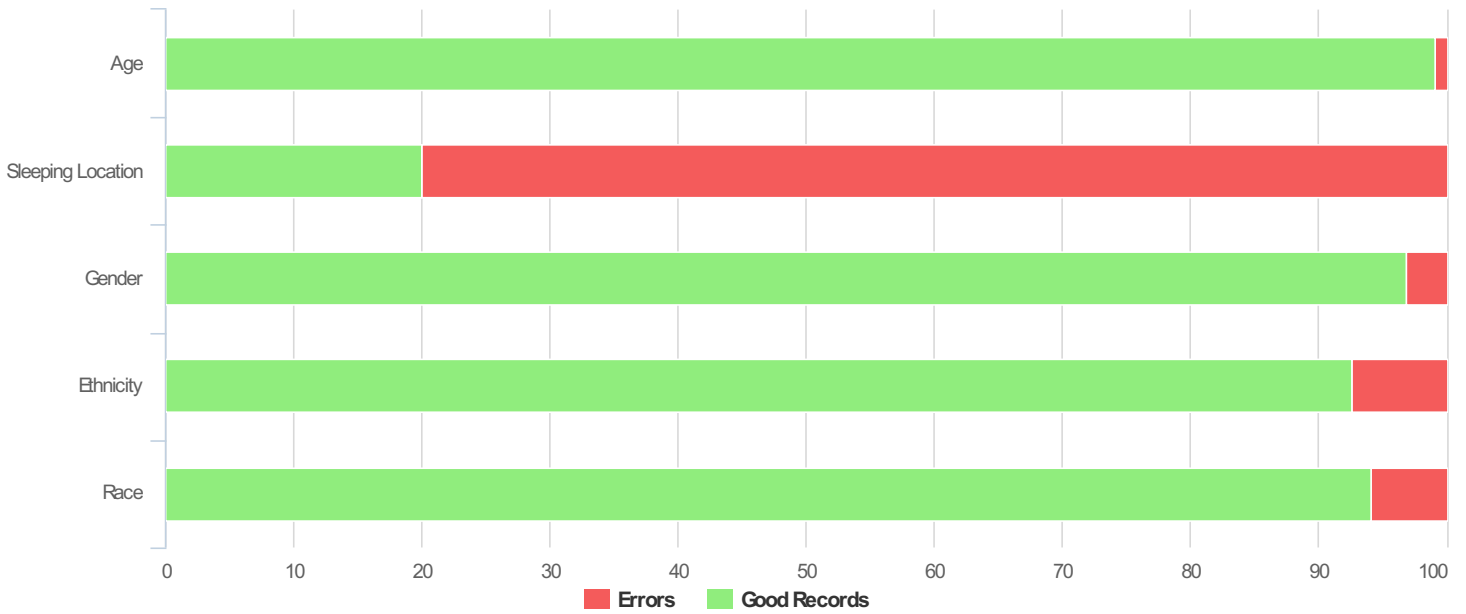


Total Persons	325
Adults (18+)	241
Children (Under 18)	81
Unknown Age	3
Young Adults (18-24)	26
Female	161
Male	152
Transgender	0
Chronically Homeless	18
Veterans	32



Data Quality Checks

Persons Missing Age Information	3
Persons Missing Sleeping Location	260
Persons Missing Gender	10
Persons Missing Ethnicity	24
Persons Missing Race	19



All Households

Households with at Least one Adult and One Child

Household and Person Breakdown

Total Number of Households	36
Total Number of Persons	109
Number of Children (Under 18)	77
Number of Young Adults (18-24)	2
Number of Adults (25+)	30

Gender

Female	78
Male	31
Transgender	0
Gender Non-conforming	0

Ethnicity

Non-Hispanic/Non-Latino	89
Hispanic/Latino	16

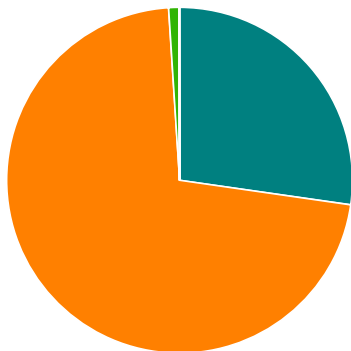
Race

White	27
Black or African-American	71
Asian	1
American Indian or Alaska Native	0
Native Hawaiian or Other Pacific Islander	0
Multiple	8

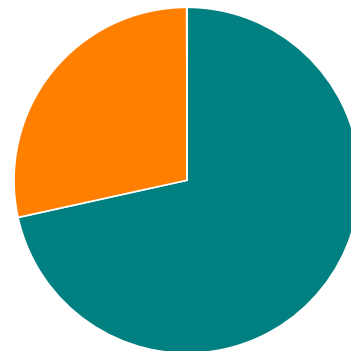
Chronically Homeless

Total Number of Households	0
Total Number of Persons	0

Race



Gender



■ White
 ■ Black or African American
 ■ Asian
 ■ American Indian
 ■ Native Hawaiian
 ■ Multiple

■ Female
 ■ Male
 ■ Transgender
 ■ Gender Non-conforming

Households without Children

Household and Person Breakdown

Total Number of Households	206
Total Number of Persons	209
Number of Young Adults (18-24)	24
Number of Adults (25+)	185

Gender

Female	80
Male	120
Transgender	0
Gender Non-conforming	0

Ethnicity

Non-Hispanic/Non-Latino	160
Hispanic/Latino	27

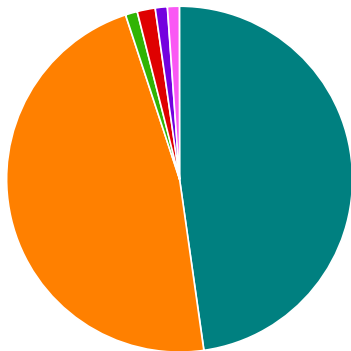
Race

White	85
Black or African-American	84
Asian	2
American Indian or Alaska Native	3
Native Hawaiian or Other Pacific Islander	2
Multiple	8

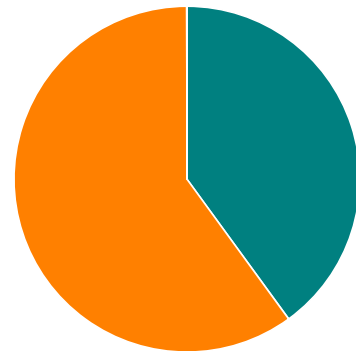
Chronically Homeless

Total Number of Persons	18
-------------------------	----

Race



Gender



■ White
 ■ Black or African American
 ■ Asian
■ American Indian
 ■ Native Hawaiian
 ■ Multiple

■ Female
 ■ Male
 ■ Transgender
■ Gender Non-conforming

Households with Only Children

Household and Person Breakdown

Total Number of Households	4
Total Number of Children	4

Gender

Female	3
Male	0
Transgender	0
Gender Non-conforming	0

Ethnicity

Non-Hispanic/Non-Latino	2
Hispanic/Latino	2

Race

White	1
Black or African-American	1
Asian	0
American Indian or Alaska Native	0
Native Hawaiian or Other Pacific Islander	0
Multiple	1

Chronically Homeless

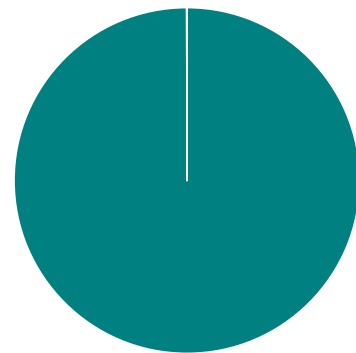
Total Number of Persons	0
-------------------------	---

Race



■ White
 ■ Black or African American
 ■ Asian
■ American Indian
 ■ Native Hawaiian
 ■ Multiple

Gender



■ Female
 ■ Male
 ■ Transgender
■ Gender Non-conforming

Veteran Households

Veteran Households with at Least One Adult and One Child

Household and Person Breakdown

Total Number of Households	1
Total Number of Persons	2
Total Number of Veterans	1

Gender

Female	1
Male	1
Transgender	0
Gender Non-conforming	0

Ethnicity

Non-Hispanic/Non-Latino	2
Hispanic/Latino	0

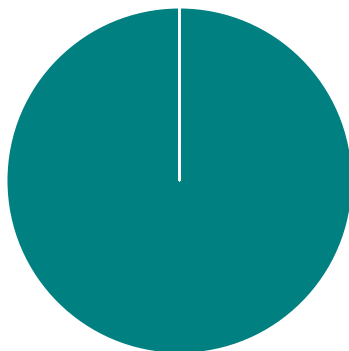
Race

White	2
Black or African-American	0
Asian	0
American Indian or Alaska Native	0
Native Hawaiian or Other Pacific Islander	0
Multiple	0

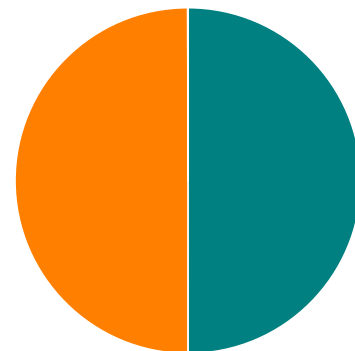
Chronically Homeless

Total Number of Households	0
Total Number of Persons	0

Race



Gender



■ White
 ■ Black or African American
 ■ Asian
 ■ American Indian
 ■ Native Hawaiian
 ■ Multiple

■ Female
 ■ Male
 ■ Transgender
 ■ Gender Non-conforming

Veteran Households without Children

Household and Person Breakdown

Total Number of Households	31
Total Number of Persons	31
Total Number of Veterans	31

Gender

Female	2
Male	28
Transgender	0
Gender Non-conforming	0

Ethnicity

Non-Hispanic/Non-Latino	23
Hispanic/Latino	8

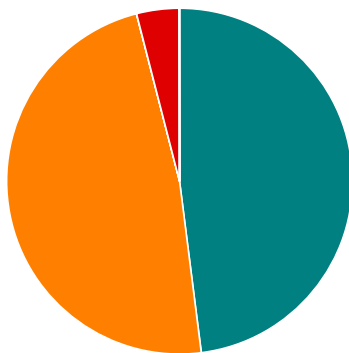
Race

White	12
Black or African-American	12
Asian	0
American Indian or Alaska Native	1
Native Hawaiian or Other Pacific Islander	0
Multiple	1

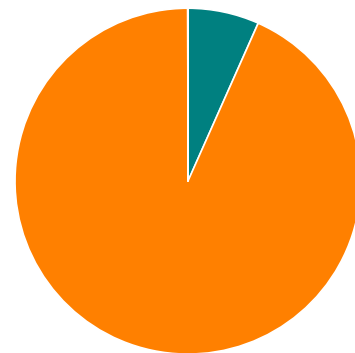
Chronically Homeless

Total Number of Households	5
Total Number of Persons	5

Race



Gender



■ White
 ■ Black or African American
 ■ Asian
■ American Indian
 ■ Native Hawaiian
 ■ Multiple

■ Female
 ■ Male
 ■ Transgender
■ Gender Non-conforming

Youth Households

Unaccompanied Youth Households

Household and Person Breakdown

Total Number of Unaccompanied Youth Households	27
Total Number of Unaccompanied Youth	28
Total Number of Unaccompanied Youth (under age 18)	4
Total Number of Unaccompanied Youth (18 to 24)	24

Gender

Female	12
Male	15
Transgender	0
Gender Non-conforming	0

Ethnicity

Non-Hispanic/Non-Latino	22
Hispanic/Latino	5

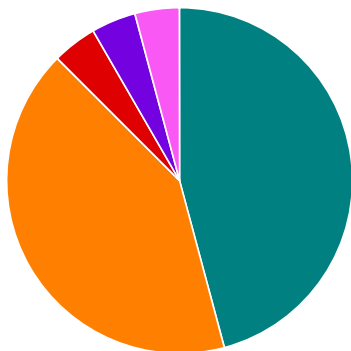
Race

White	11
Black or African-American	10
Asian	0
American Indian or Alaska Native	1
Native Hawaiian or Other Pacific Islander	1
Multiple	3

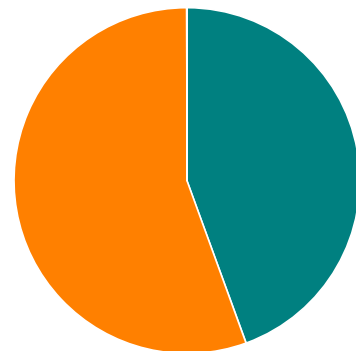
Chronically Homeless

Total Number of Persons	2
-------------------------	---

Race



Gender



■ White
 ■ Black or African American
 ■ Asian
■ American Indian
 ■ Native Hawaiian
 ■ Multiple

■ Female
 ■ Male
 ■ Transgender
■ Gender Non-conforming

Parenting Youth

Household and Person Breakdown

Total Number of Parenting Youth Households	2
Total Number of Persons in Parenting Youth Households	8
Total Parenting Youth	2
Total Children in Parenting Youth Households	6
Number of Parenting Youth Under 18	0
Children in Households with Parenting Youth Under 18	0
Number of Parenting Youth 18 to 24	2
Children in Households with Parenting Youth 18 to 24	6

Gender

Female	2
Male	0
Transgender	0
Gender Non-conforming	0

Ethnicity

Non-Hispanic/Non-Latino	1
Hispanic/Latino	1

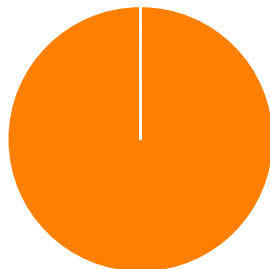
Race

White	0
Black or African-American	1
Asian	0
American Indian or Alaska Native	0
Native Hawaiian or Other Pacific Islander	0
Multiple	0

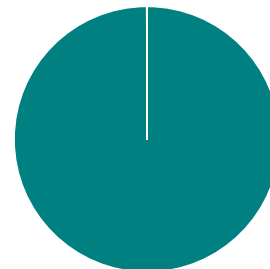
Chronically Homeless

Total Number of Households	0
Total Number of Persons	0

Race



Gender



■ White
 ■ Black or African American
 ■ Asian
■ American Indian
 ■ Native Hawaiian
 ■ Multiple

■ Female
 ■ Male
 ■ Transgender
■ Gender Non-conforming

Additional Homeless Populations (Adults Only)

Serious Mental Illness	41
Substance Use Disorder	13
HIV/AIDS	2
Survivors of Domestic Violence (optional)	109

