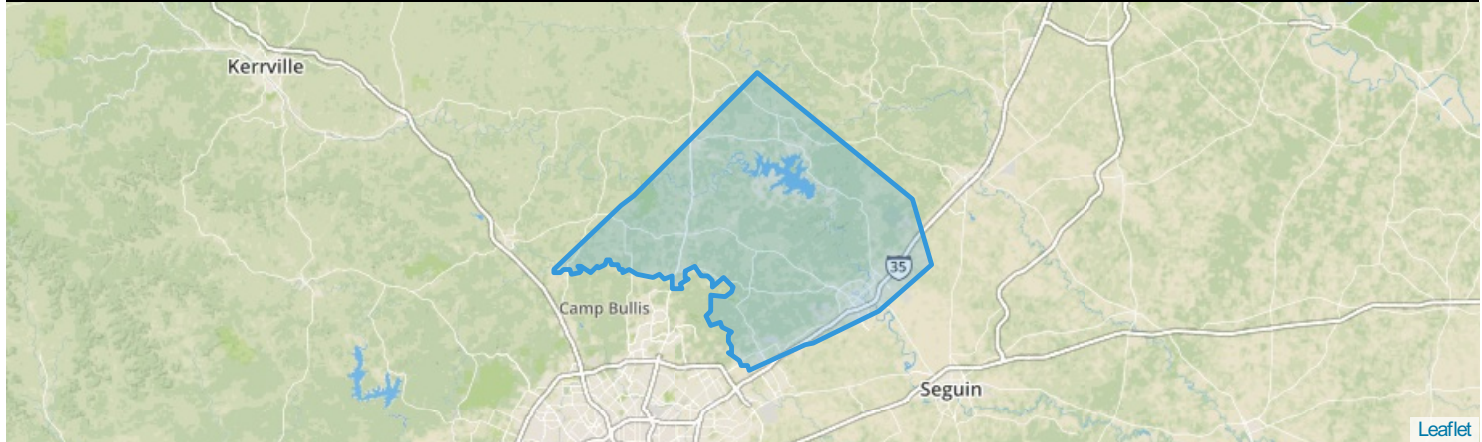
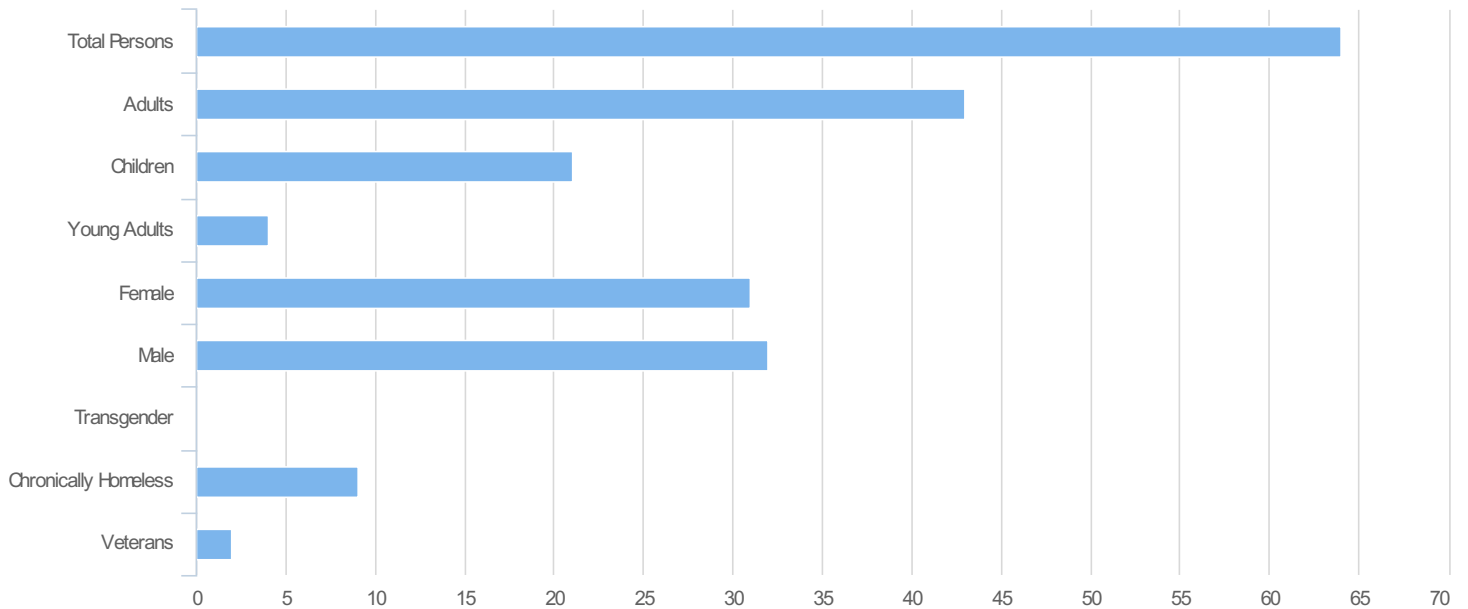


| | | | |
|-------------|---------------------------|-------------|----------------------------|
| Count: | TXBOS18 | Region: | Comal County |
| Created by: | Blaize-Fiero,Kraig | Created on: | 03/20/2018 12:46 PM |

Summary

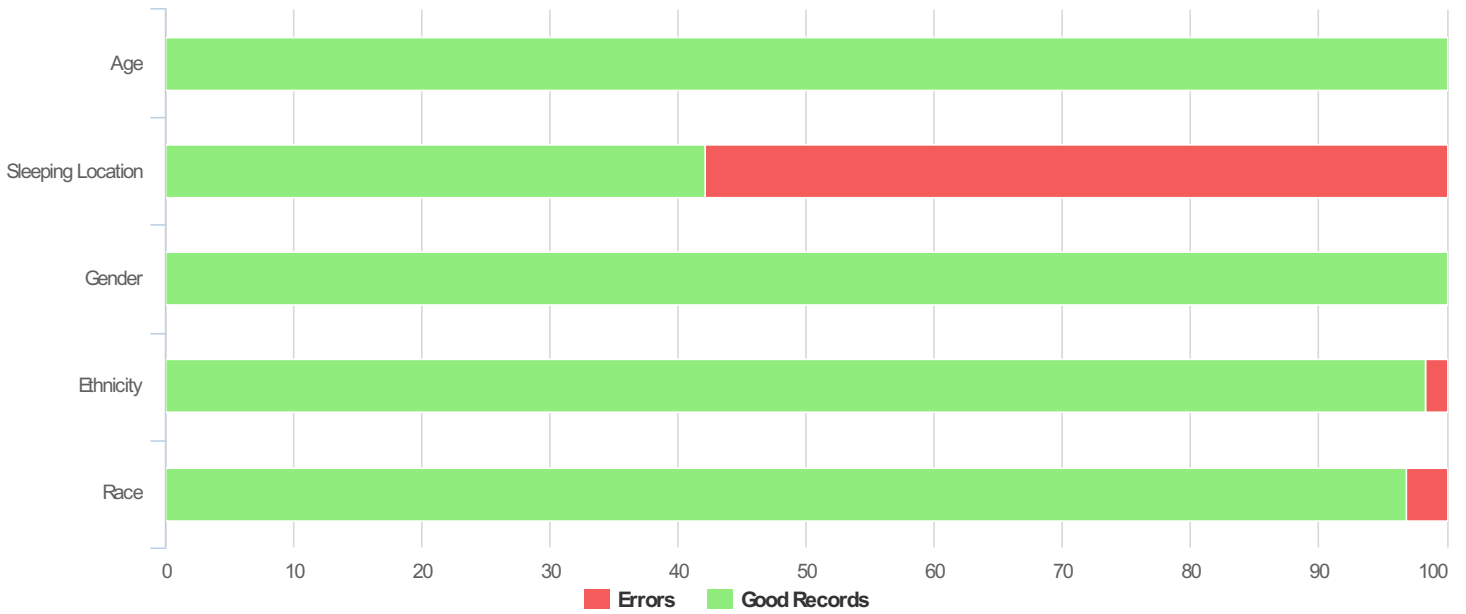


| | |
|----------------------|----|
| Total Persons | 64 |
| Adults (18+) | 43 |
| Children (Under 18) | 21 |
| Unknown Age | 0 |
| Young Adults (18-24) | 4 |
| Female | 31 |
| Male | 32 |
| Transgender | 0 |
| Chronically Homeless | 9 |
| Veterans | 2 |



Data Quality Checks

| | |
|-----------------------------------|----|
| Persons Missing Age Information | 0 |
| Persons Missing Sleeping Location | 37 |
| Persons Missing Gender | 0 |
| Persons Missing Ethnicity | 1 |
| Persons Missing Race | 2 |



All Households

Households with at Least one Adult and One Child

Household and Person Breakdown

| | |
|--------------------------------|----|
| Total Number of Households | 8 |
| Total Number of Persons | 27 |
| Number of Children (Under 18) | 19 |
| Number of Young Adults (18-24) | 0 |
| Number of Adults (25+) | 8 |

Gender

| | |
|-----------------------|----|
| Female | 14 |
| Male | 13 |
| Transgender | 0 |
| Gender Non-conforming | 0 |

Ethnicity

| | |
|-------------------------|----|
| Non-Hispanic/Non-Latino | 9 |
| Hispanic/Latino | 18 |

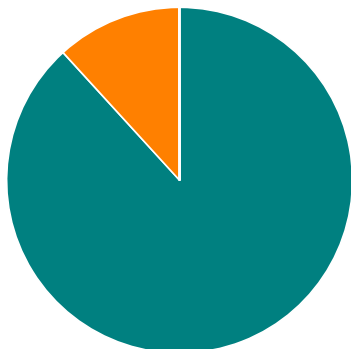
Race

| | |
|---|----|
| White | 15 |
| Black or African-American | 2 |
| Asian | 0 |
| American Indian or Alaska Native | 0 |
| Native Hawaiian or Other Pacific Islander | 0 |
| Multiple | 6 |

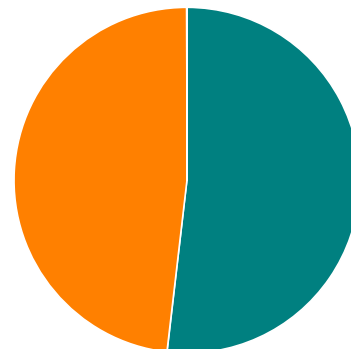
Chronically Homeless

| | |
|----------------------------|---|
| Total Number of Households | 0 |
| Total Number of Persons | 0 |

Race



Gender



■ White
 ■ Black or African American
 ■ Asian
 ■ American Indian
 ■ Native Hawaiian
 ■ Multiple

■ Female
 ■ Male
 ■ Transgender
 ■ Gender Non-conforming

Households without Children

Household and Person Breakdown

| | |
|--------------------------------|----|
| Total Number of Households | 35 |
| Total Number of Persons | 35 |
| Number of Young Adults (18-24) | 4 |
| Number of Adults (25+) | 31 |

Gender

| | |
|-----------------------|----|
| Female | 17 |
| Male | 17 |
| Transgender | 0 |
| Gender Non-conforming | 0 |

Ethnicity

| | |
|-------------------------|----|
| Non-Hispanic/Non-Latino | 22 |
| Hispanic/Latino | 10 |

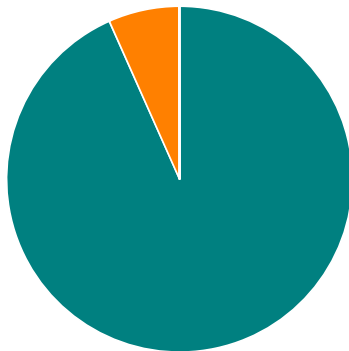
Race

| | |
|---|----|
| White | 28 |
| Black or African-American | 2 |
| Asian | 0 |
| American Indian or Alaska Native | 0 |
| Native Hawaiian or Other Pacific Islander | 0 |
| Multiple | 3 |

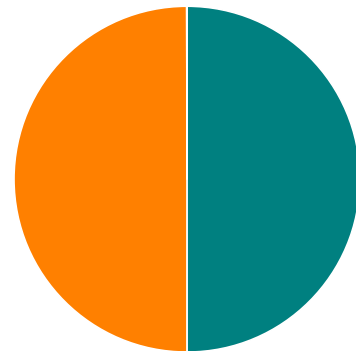
Chronically Homeless

| | |
|-------------------------|---|
| Total Number of Persons | 9 |
|-------------------------|---|

Race



Gender



■ White
 ■ Black or African American
 ■ Asian
■ American Indian
 ■ Native Hawaiian
 ■ Multiple

■ Female
 ■ Male
 ■ Transgender
■ Gender Non-conforming

Households with Only Children

Household and Person Breakdown

| | |
|----------------------------|---|
| Total Number of Households | 2 |
| Total Number of Children | 2 |

Gender

| | |
|-----------------------|---|
| Female | 0 |
| Male | 2 |
| Transgender | 0 |
| Gender Non-conforming | 0 |

Ethnicity

| | |
|-------------------------|---|
| Non-Hispanic/Non-Latino | 0 |
| Hispanic/Latino | 2 |

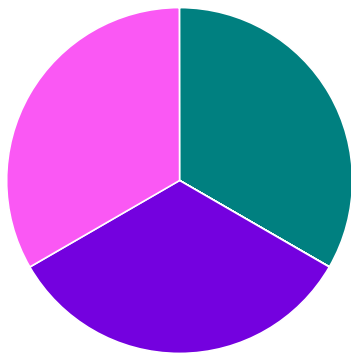
Race

| | |
|---|---|
| White | 1 |
| Black or African-American | 0 |
| Asian | 0 |
| American Indian or Alaska Native | 0 |
| Native Hawaiian or Other Pacific Islander | 1 |
| Multiple | 0 |

Chronically Homeless

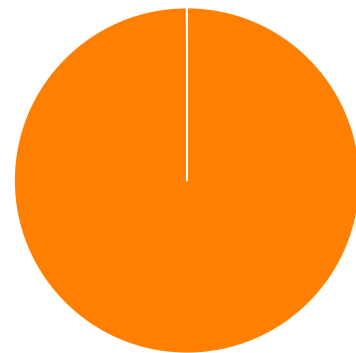
| | |
|-------------------------|---|
| Total Number of Persons | 0 |
|-------------------------|---|

Race



■ White
 ■ Black or African American
 ■ Asian
■ American Indian
 ■ Native Hawaiian
 ■ Multiple

Gender



■ Female
 ■ Male
 ■ Transgender
■ Gender Non-conforming

Veteran Households

Veteran Households with at Least One Adult and One Child

Household and Person Breakdown

| | |
|----------------------------|---|
| Total Number of Households | 0 |
| Total Number of Persons | 0 |
| Total Number of Veterans | 0 |

Gender

| | |
|-----------------------|---|
| Female | 0 |
| Male | 0 |
| Transgender | 0 |
| Gender Non-conforming | 0 |

Ethnicity

| | |
|-------------------------|---|
| Non-Hispanic/Non-Latino | 0 |
| Hispanic/Latino | 0 |

Race

| | |
|---|---|
| White | 0 |
| Black or African-American | 0 |
| Asian | 0 |
| American Indian or Alaska Native | 0 |
| Native Hawaiian or Other Pacific Islander | 0 |
| Multiple | 0 |

Chronically Homeless

| | |
|----------------------------|---|
| Total Number of Households | 0 |
| Total Number of Persons | 0 |

Race

Gender

■ White
 ■ Black or African American
 ■ Asian
■ American Indian
 ■ Native Hawaiian
 ■ Multiple

■ Female
 ■ Male
 ■ Transgender
■ Gender Non-conforming

Veteran Households without Children

Household and Person Breakdown

| | |
|----------------------------|---|
| Total Number of Households | 2 |
| Total Number of Persons | 2 |
| Total Number of Veterans | 2 |

Gender

| | |
|-----------------------|---|
| Female | 2 |
| Male | 0 |
| Transgender | 0 |
| Gender Non-conforming | 0 |

Ethnicity

| | |
|-------------------------|---|
| Non-Hispanic/Non-Latino | 2 |
| Hispanic/Latino | 0 |

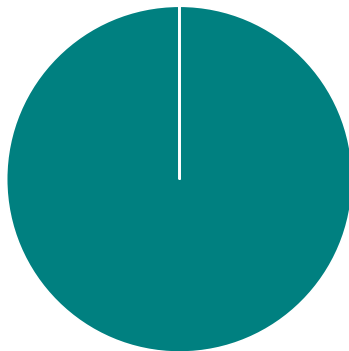
Race

| | |
|---|---|
| White | 2 |
| Black or African-American | 0 |
| Asian | 0 |
| American Indian or Alaska Native | 0 |
| Native Hawaiian or Other Pacific Islander | 0 |
| Multiple | 0 |

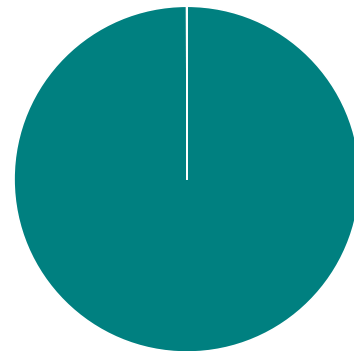
Chronically Homeless

| | |
|----------------------------|---|
| Total Number of Households | 0 |
| Total Number of Persons | 0 |

Race



Gender



■ White
 ■ Black or African American
 ■ Asian
■ American Indian
 ■ Native Hawaiian
 ■ Multiple

■ Female
 ■ Male
 ■ Transgender
■ Gender Non-conforming

Youth Households

Unaccompanied Youth Households

Household and Person Breakdown

| | |
|--|---|
| Total Number of Unaccompanied Youth Households | 6 |
| Total Number of Unaccompanied Youth | 6 |
| Total Number of Unaccompanied Youth (under age 18) | 2 |
| Total Number of Unaccompanied Youth (18 to 24) | 4 |

Gender

| | |
|-----------------------|---|
| Female | 2 |
| Male | 4 |
| Transgender | 0 |
| Gender Non-conforming | 0 |

Ethnicity

| | |
|-------------------------|---|
| Non-Hispanic/Non-Latino | 1 |
| Hispanic/Latino | 5 |

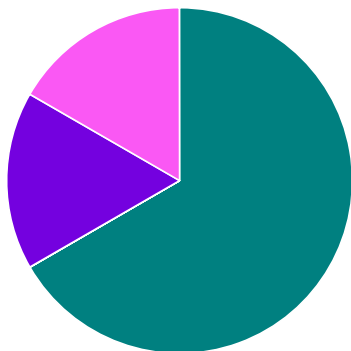
Race

| | |
|---|---|
| White | 4 |
| Black or African-American | 0 |
| Asian | 0 |
| American Indian or Alaska Native | 0 |
| Native Hawaiian or Other Pacific Islander | 1 |
| Multiple | 1 |

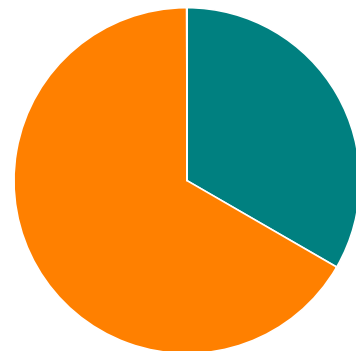
Chronically Homeless

| | |
|-------------------------|---|
| Total Number of Persons | 1 |
|-------------------------|---|

Race



Gender



■ White
 ■ Black or African American
 ■ Asian
 ■ American Indian
 ■ Native Hawaiian
 ■ Multiple

■ Female
 ■ Male
 ■ Transgender
 ■ Gender Non-conforming

Parenting Youth

Household and Person Breakdown

| | |
|---|---|
| Total Number of Parenting Youth Households | 0 |
| Total Number of Persons in Parenting Youth Households | 0 |
| Total Parenting Youth | 0 |
| Total Children in Parenting Youth Households | 0 |
| Number of Parenting Youth Under 18 | 0 |
| Children in Households with Parenting Youth Under 18 | 0 |
| Number of Parenting Youth 18 to 24 | 0 |
| Children in Households with Parenting Youth 18 to 24 | 0 |

Gender

| | |
|-----------------------|---|
| Female | 0 |
| Male | 0 |
| Transgender | 0 |
| Gender Non-conforming | 0 |

Ethnicity

| | |
|-------------------------|---|
| Non-Hispanic/Non-Latino | 0 |
| Hispanic/Latino | 0 |

Race

| | |
|---|---|
| White | 0 |
| Black or African-American | 0 |
| Asian | 0 |
| American Indian or Alaska Native | 0 |
| Native Hawaiian or Other Pacific Islander | 0 |
| Multiple | 0 |

Chronically Homeless

| | |
|----------------------------|---|
| Total Number of Households | 0 |
| Total Number of Persons | 0 |

Race

Gender

■ White
 ■ Black or African American
 ■ Asian
■ American Indian
 ■ Native Hawaiian
 ■ Multiple

■ Female
 ■ Male
 ■ Transgender
■ Gender Non-conforming

Additional Homeless Populations (Adults Only)

| | |
|---|----|
| Serious Mental Illness | 14 |
| Substance Use Disorder | 3 |
| HIV/AIDS | 1 |
| Survivors of Domestic Violence (optional) | 26 |

