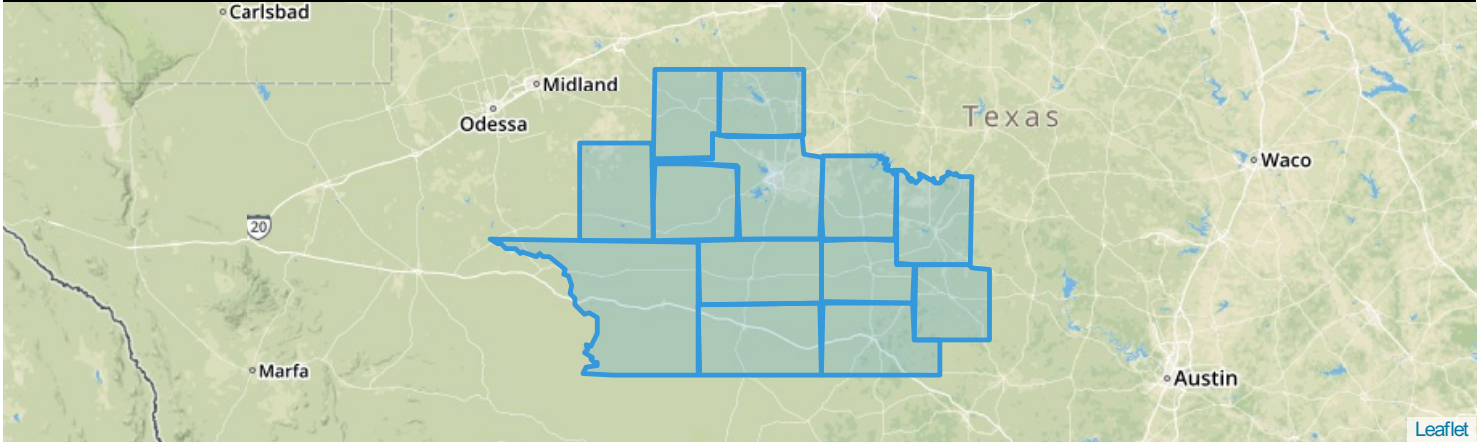
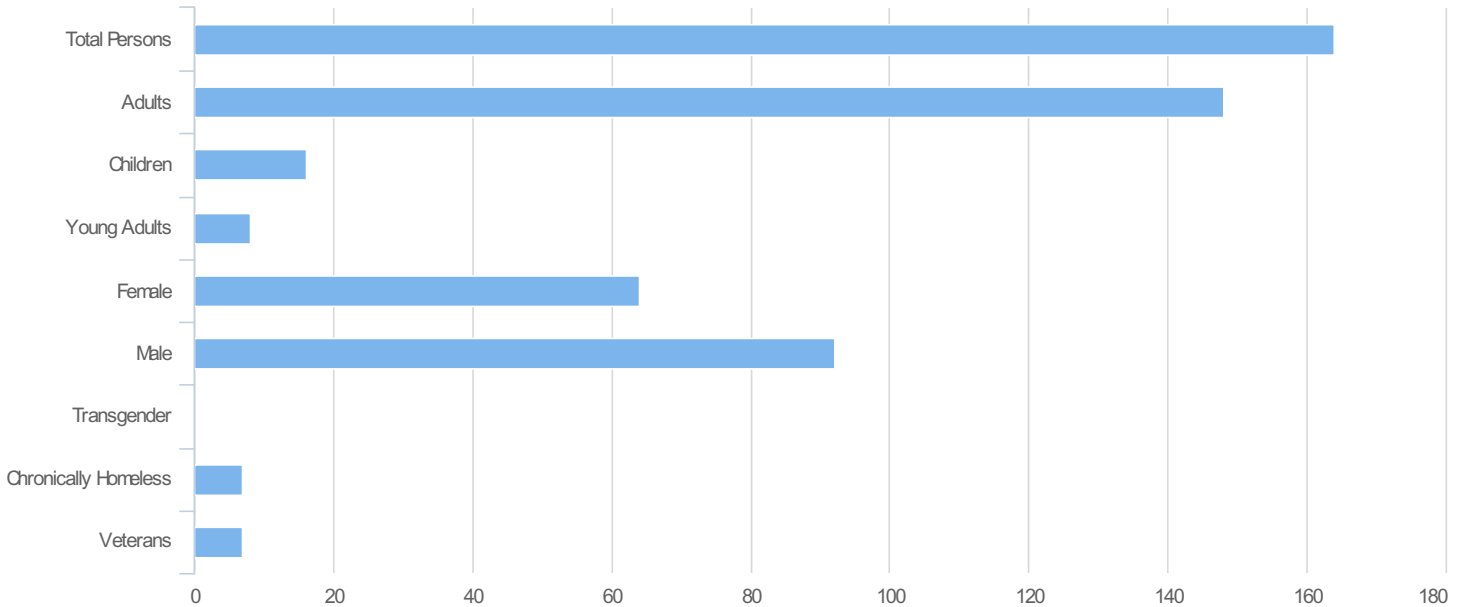


Count:	TXBOS18	Region:	13 regions
Created by:	Blaize-Fiero,Kraig	Created on:	03/20/2018 2:55 PM

Summary

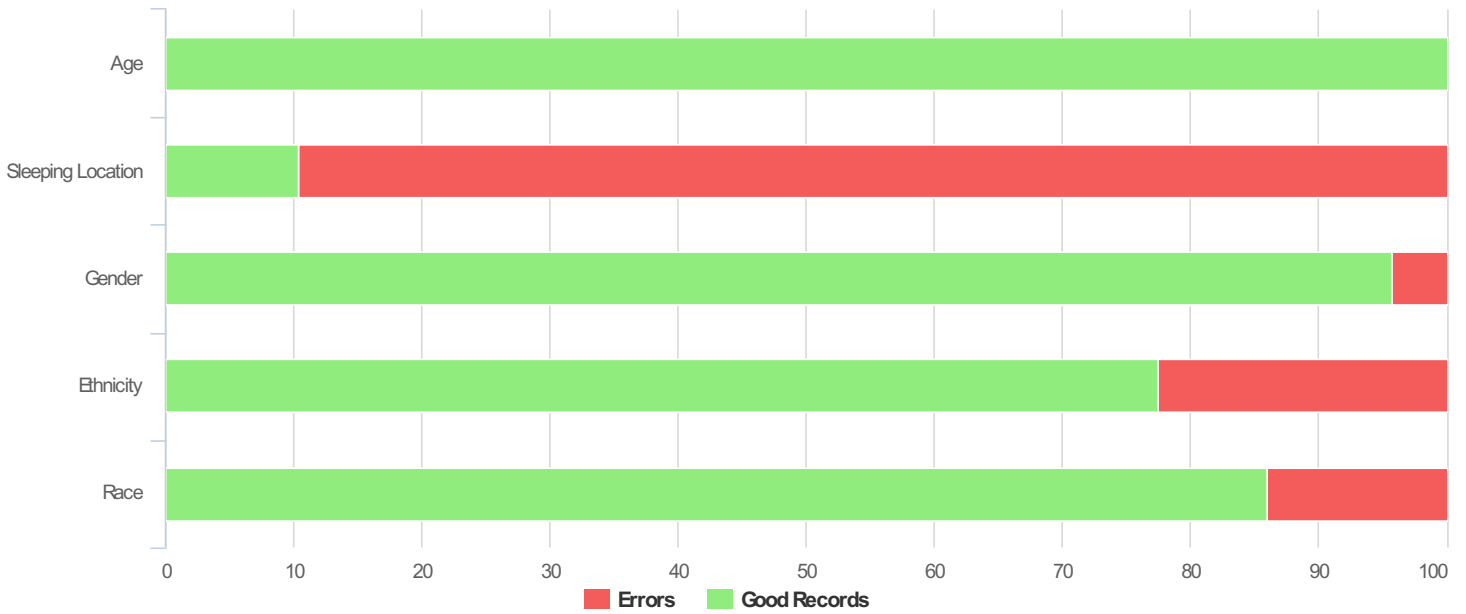


Total Persons	164
Adults (18+)	148
Children (Under 18)	16
Unknown Age	0
Young Adults (18-24)	8
Female	64
Male	92
Transgender	0
Chronically Homeless	7
Veterans	7



Data Quality Checks

Persons Missing Age Information	0
Persons Missing Sleeping Location	147
Persons Missing Gender	7
Persons Missing Ethnicity	37
Persons Missing Race	23



All Households

Households with at Least one Adult and One Child

Household and Person Breakdown

Total Number of Households	7
Total Number of Persons	25
Number of Children (Under 18)	16
Number of Young Adults (18-24)	0
Number of Adults (25+)	9

Gender

Female	17
Male	7
Transgender	0
Gender Non-conforming	0

Ethnicity

Non-Hispanic/Non-Latino	3
Hispanic/Latino	14

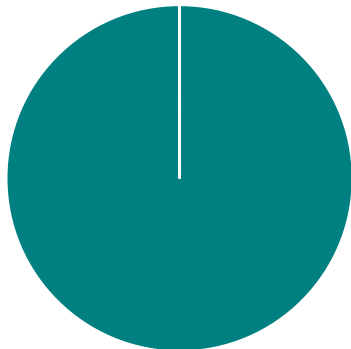
Race

White	19
Black or African-American	0
Asian	0
American Indian or Alaska Native	0
Native Hawaiian or Other Pacific Islander	0
Multiple	0

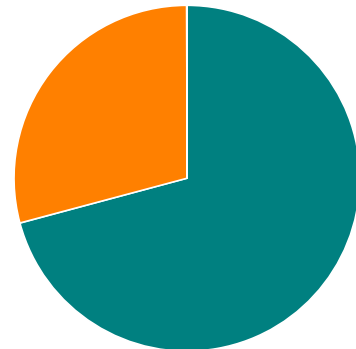
Chronically Homeless

Total Number of Households	0
Total Number of Persons	0

Race



Gender



■ White
 ■ Black or African American
 ■ Asian
■ American Indian
 ■ Native Hawaiian
 ■ Multiple

■ Female
 ■ Male
 ■ Transgender
■ Gender Non-conforming

Households without Children

Household and Person Breakdown

Total Number of Households	138
Total Number of Persons	139
Number of Young Adults (18-24)	8
Number of Adults (25+)	131

Gender

Female	47
Male	85
Transgender	0
Gender Non-conforming	0

Ethnicity

Non-Hispanic/Non-Latino	76
Hispanic/Latino	33

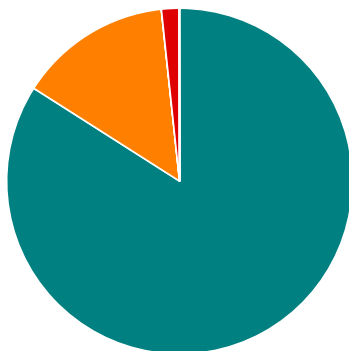
Race

White	100
Black or African-American	17
Asian	0
American Indian or Alaska Native	2
Native Hawaiian or Other Pacific Islander	0
Multiple	1

Chronically Homeless

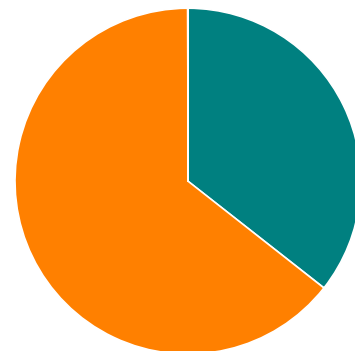
Total Number of Persons	7
-------------------------	---

Race



■ White
 ■ Black or African American
 ■ Asian
 ■ American Indian
 ■ Native Hawaiian
 ■ Multiple

Gender



■ Female
 ■ Male
 ■ Transgender
 ■ Gender Non-conforming

Households with Only Children

Household and Person Breakdown

Total Number of Households	0
Total Number of Children	0

Gender

Female	0
Male	0
Transgender	0
Gender Non-conforming	0

Ethnicity

Non-Hispanic/Non-Latino	0
Hispanic/Latino	0

Race

White	0
Black or African-American	0
Asian	0
American Indian or Alaska Native	0
Native Hawaiian or Other Pacific Islander	0
Multiple	0

Chronically Homeless

Total Number of Persons	0
-------------------------	---

Race

Gender

■ White
 ■ Black or African American
 ■ Asian
■ American Indian
 ■ Native Hawaiian
 ■ Multiple

■ Female
 ■ Male
 ■ Transgender
■ Gender Non-conforming

Veteran Households

Veteran Households with at Least One Adult and One Child

Household and Person Breakdown

Total Number of Households	1
Total Number of Persons	5
Total Number of Veterans	1

Gender

Female	3
Male	2
Transgender	0
Gender Non-conforming	0

Ethnicity

Non-Hispanic/Non-Latino	0
Hispanic/Latino	0

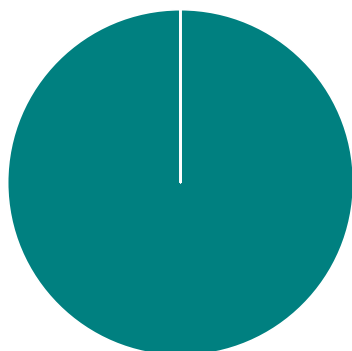
Race

White	5
Black or African-American	0
Asian	0
American Indian or Alaska Native	0
Native Hawaiian or Other Pacific Islander	0
Multiple	0

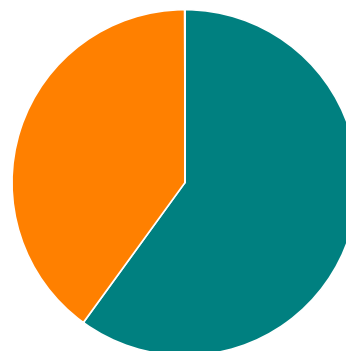
Chronically Homeless

Total Number of Households	0
Total Number of Persons	0

Race



Gender



■ White
 ■ Black or African American
 ■ Asian
■ American Indian
 ■ Native Hawaiian
 ■ Multiple

■ Female
 ■ Male
 ■ Transgender
■ Gender Non-conforming

Veteran Households without Children

Household and Person Breakdown

Total Number of Households	6
Total Number of Persons	6
Total Number of Veterans	6

Gender

Female	0
Male	6
Transgender	0
Gender Non-conforming	0

Ethnicity

Non-Hispanic/Non-Latino	4
Hispanic/Latino	1

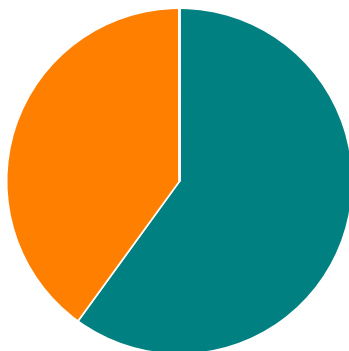
Race

White	3
Black or African-American	2
Asian	0
American Indian or Alaska Native	0
Native Hawaiian or Other Pacific Islander	0
Multiple	0

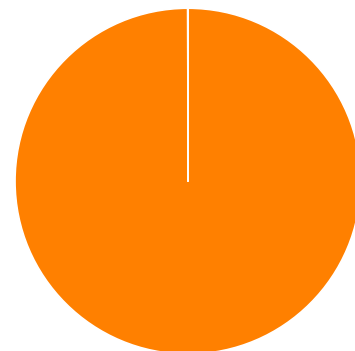
Chronically Homeless

Total Number of Households	2
Total Number of Persons	2

Race



Gender



■ White
 ■ Black or African American
 ■ Asian
■ American Indian
 ■ Native Hawaiian
 ■ Multiple

■ Female
 ■ Male
 ■ Transgender
■ Gender Non-conforming

Youth Households

Unaccompanied Youth Households

Household and Person Breakdown

Total Number of Unaccompanied Youth Households	8
Total Number of Unaccompanied Youth	8
Total Number of Unaccompanied Youth (under age 18)	0
Total Number of Unaccompanied Youth (18 to 24)	8

Gender

Female	2
Male	5
Transgender	0
Gender Non-conforming	0

Ethnicity

Non-Hispanic/Non-Latino	5
Hispanic/Latino	1

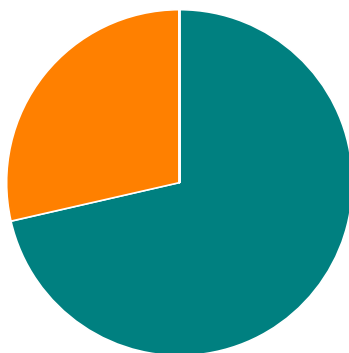
Race

White	5
Black or African-American	2
Asian	0
American Indian or Alaska Native	0
Native Hawaiian or Other Pacific Islander	0
Multiple	0

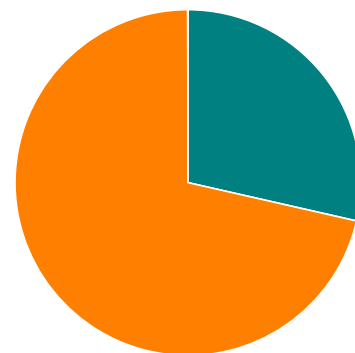
Chronically Homeless

Total Number of Persons	1
-------------------------	---

Race



Gender



■ White
 ■ Black or African American
 ■ Asian
■ American Indian
 ■ Native Hawaiian
 ■ Multiple

■ Female
 ■ Male
 ■ Transgender
■ Gender Non-conforming

Parenting Youth

Household and Person Breakdown

Total Number of Parenting Youth Households	0
Total Number of Persons in Parenting Youth Households	0
Total Parenting Youth	0
Total Children in Parenting Youth Households	0
Number of Parenting Youth Under 18	0
Children in Households with Parenting Youth Under 18	0
Number of Parenting Youth 18 to 24	0
Children in Households with Parenting Youth 18 to 24	0

Gender

Female	0
Male	0
Transgender	0
Gender Non-conforming	0

Ethnicity

Non-Hispanic/Non-Latino	0
Hispanic/Latino	0

Race

White	0
Black or African-American	0
Asian	0
American Indian or Alaska Native	0
Native Hawaiian or Other Pacific Islander	0
Multiple	0

Chronically Homeless

Total Number of Households	0
Total Number of Persons	0

Race

Gender

■ White
 ■ Black or African American
 ■ Asian
■ American Indian
 ■ Native Hawaiian
 ■ Multiple

■ Female
 ■ Male
 ■ Transgender
■ Gender Non-conforming

Additional Homeless Populations (Adults Only)

Serious Mental Illness	14
Substance Use Disorder	8
HIV/AIDS	1
Survivors of Domestic Violence (optional)	28

