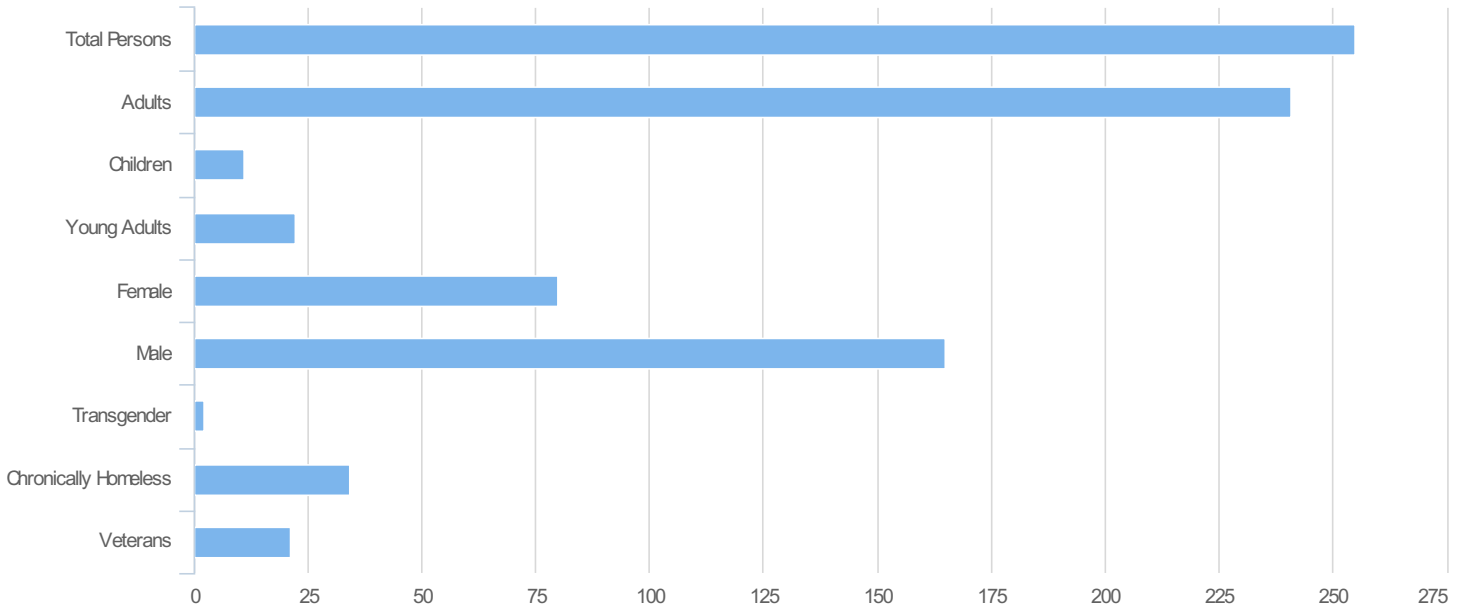


Count:	TXBOS18	Region:	Denton County
Created by:	Blaize-Fiero,Kraig	Created on:	03/20/2018 12:47 PM

Summary

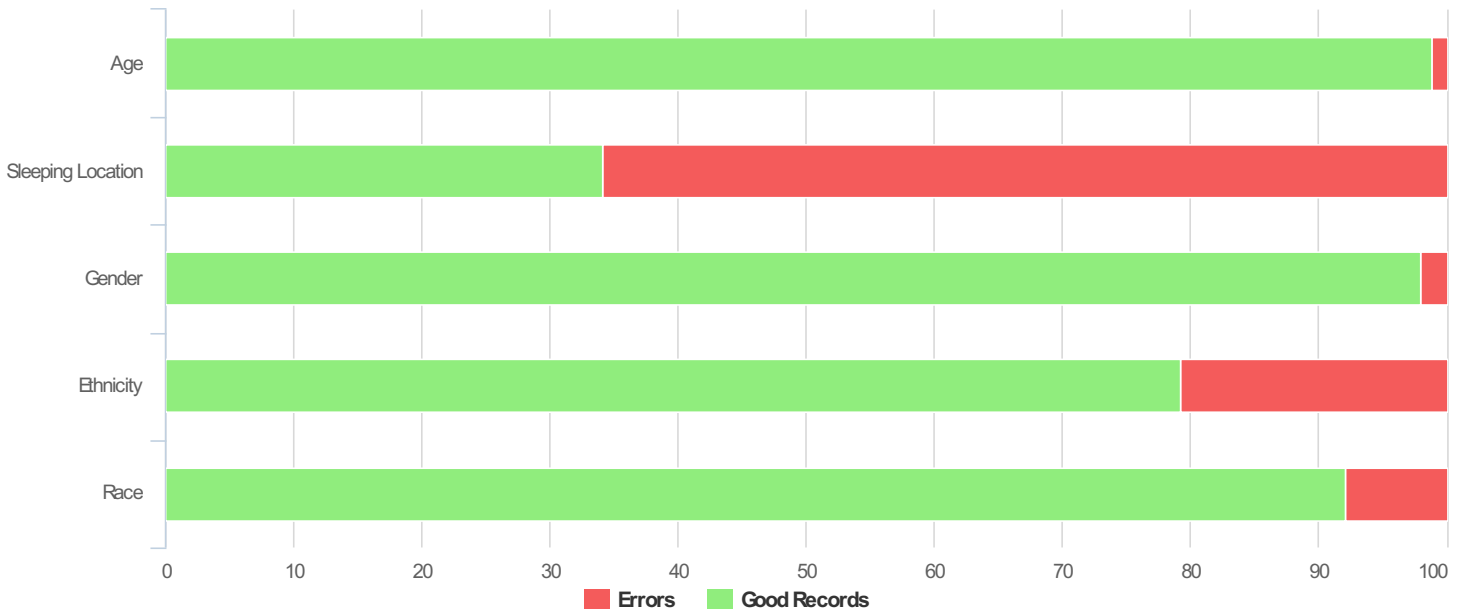


Total Persons	255
Adults (18+)	241
Children (Under 18)	11
Unknown Age	3
Young Adults (18-24)	22
Female	80
Male	165
Transgender	2
Chronically Homeless	34
Veterans	21



Data Quality Checks

Persons Missing Age Information	3
Persons Missing Sleeping Location	168
Persons Missing Gender	5
Persons Missing Ethnicity	53
Persons Missing Race	20



All Households

Households with at Least one Adult and One Child

Household and Person Breakdown

Total Number of Households	15
Total Number of Persons	18
Number of Children (Under 18)	10
Number of Young Adults (18-24)	2
Number of Adults (25+)	6

Gender

Female	11
Male	4
Transgender	0
Gender Non-conforming	0

Ethnicity

Non-Hispanic/Non-Latino	4
Hispanic/Latino	9

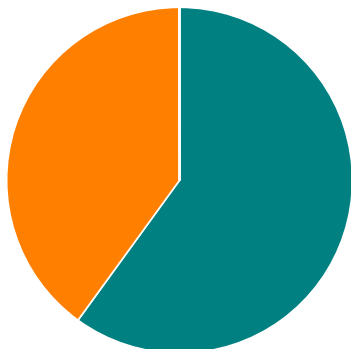
Race

White	6
Black or African-American	4
Asian	0
American Indian or Alaska Native	0
Native Hawaiian or Other Pacific Islander	0
Multiple	1

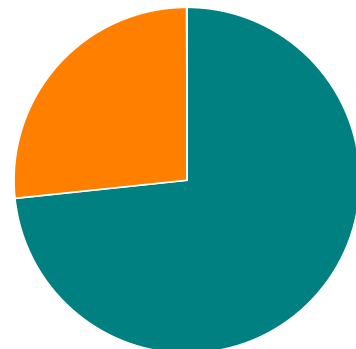
Chronically Homeless

Total Number of Households	0
Total Number of Persons	0

Race



Gender



■ White
 ■ Black or African American
 ■ Asian
 ■ American Indian
 ■ Native Hawaiian
 ■ Multiple

■ Female
 ■ Male
 ■ Transgender
 ■ Gender Non-conforming

Households without Children

Household and Person Breakdown

Total Number of Households	229
Total Number of Persons	232
Number of Young Adults (18-24)	20
Number of Adults (25+)	212

Gender

Female	68
Male	159
Transgender	2
Gender Non-conforming	0

Ethnicity

Non-Hispanic/Non-Latino	158
Hispanic/Latino	26

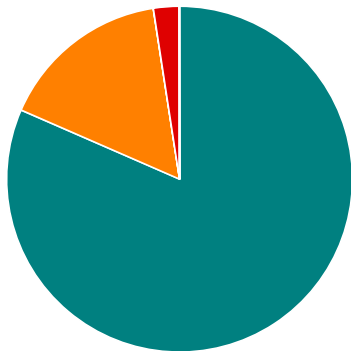
Race

White	168
Black or African-American	33
Asian	0
American Indian or Alaska Native	5
Native Hawaiian or Other Pacific Islander	0
Multiple	9

Chronically Homeless

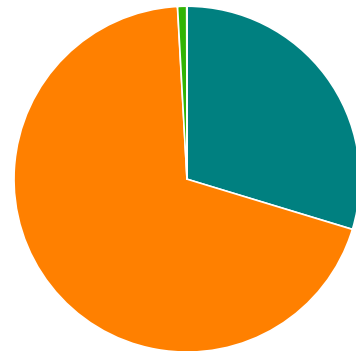
Total Number of Persons	34
-------------------------	----

Race



■ White
 ■ Black or African American
 ■ Asian
■ American Indian
 ■ Native Hawaiian
 ■ Multiple

Gender



■ Female
 ■ Male
 ■ Transgender
■ Gender Non-conforming

Households with Only Children

Household and Person Breakdown

Total Number of Households	1
Total Number of Children	1

Gender

Female	0
Male	1
Transgender	0
Gender Non-conforming	0

Ethnicity

Non-Hispanic/Non-Latino	0
Hispanic/Latino	0

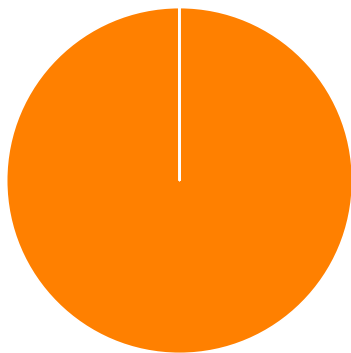
Race

White	0
Black or African-American	1
Asian	0
American Indian or Alaska Native	0
Native Hawaiian or Other Pacific Islander	0
Multiple	0

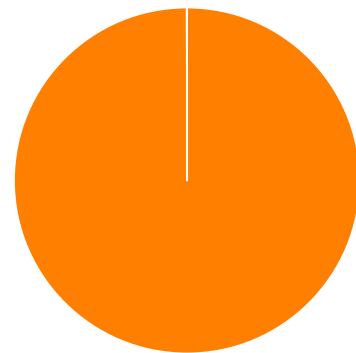
Chronically Homeless

Total Number of Persons	0
-------------------------	---

Race



Gender



■ White
 ■ Black or African American
 ■ Asian
■ American Indian
 ■ Native Hawaiian
 ■ Multiple

■ Female
 ■ Male
 ■ Transgender
■ Gender Non-conforming

Veteran Households

Veteran Households with at Least One Adult and One Child

Household and Person Breakdown

Total Number of Households	0
Total Number of Persons	0
Total Number of Veterans	0

Gender

Female	0
Male	0
Transgender	0
Gender Non-conforming	0

Ethnicity

Non-Hispanic/Non-Latino	0
Hispanic/Latino	0

Race

White	0
Black or African-American	0
Asian	0
American Indian or Alaska Native	0
Native Hawaiian or Other Pacific Islander	0
Multiple	0

Chronically Homeless

Total Number of Households	0
Total Number of Persons	0

Race

Gender

■ White
 ■ Black or African American
 ■ Asian
■ American Indian
 ■ Native Hawaiian
 ■ Multiple

■ Female
 ■ Male
 ■ Transgender
■ Gender Non-conforming

Veteran Households without Children

Household and Person Breakdown

Total Number of Households	21
Total Number of Persons	21
Total Number of Veterans	21

Gender

Female	2
Male	19
Transgender	0
Gender Non-conforming	0

Ethnicity

Non-Hispanic/Non-Latino	15
Hispanic/Latino	3

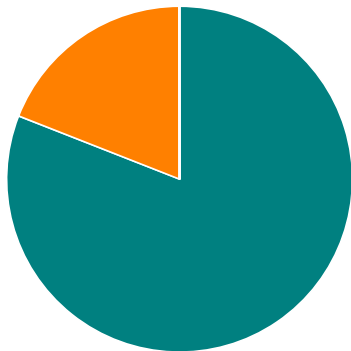
Race

White	17
Black or African-American	4
Asian	0
American Indian or Alaska Native	0
Native Hawaiian or Other Pacific Islander	0
Multiple	0

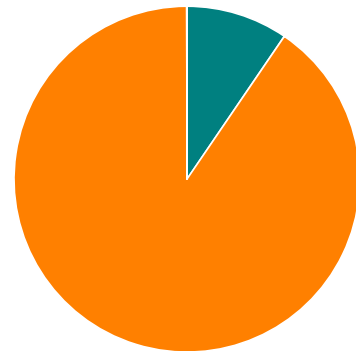
Chronically Homeless

Total Number of Households	2
Total Number of Persons	2

Race



Gender



■ White
 ■ Black or African American
 ■ Asian
■ American Indian
 ■ Native Hawaiian
 ■ Multiple

■ Female
 ■ Male
 ■ Transgender
■ Gender Non-conforming

Youth Households

Unaccompanied Youth Households

Household and Person Breakdown

Total Number of Unaccompanied Youth Households	24
Total Number of Unaccompanied Youth	24
Total Number of Unaccompanied Youth (under age 18)	3
Total Number of Unaccompanied Youth (18 to 24)	21

Gender

Female	10
Male	13
Transgender	1
Gender Non-conforming	0

Ethnicity

Non-Hispanic/Non-Latino	17
Hispanic/Latino	5

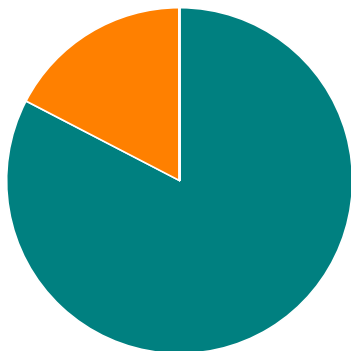
Race

White	19
Black or African-American	4
Asian	0
American Indian or Alaska Native	0
Native Hawaiian or Other Pacific Islander	0
Multiple	1

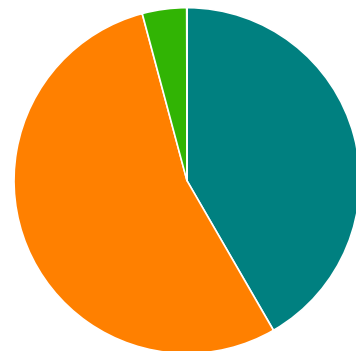
Chronically Homeless

Total Number of Persons	2
-------------------------	---

Race



Gender



■ White
 ■ Black or African American
 ■ Asian
 ■ American Indian
 ■ Native Hawaiian
 ■ Multiple

■ Female
 ■ Male
 ■ Transgender
 ■ Gender Non-conforming

Parenting Youth

Household and Person Breakdown

Total Number of Parenting Youth Households	1
Total Number of Persons in Parenting Youth Households	2
Total Parenting Youth	1
Total Children in Parenting Youth Households	1
Number of Parenting Youth Under 18	0
Children in Households with Parenting Youth Under 18	0
Number of Parenting Youth 18 to 24	1
Children in Households with Parenting Youth 18 to 24	1

Gender

Female	1
Male	0
Transgender	0
Gender Non-conforming	0

Ethnicity

Non-Hispanic/Non-Latino	0
Hispanic/Latino	1

Race

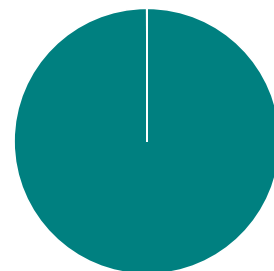
White	0
Black or African-American	0
Asian	0
American Indian or Alaska Native	0
Native Hawaiian or Other Pacific Islander	0
Multiple	0

Chronically Homeless

Total Number of Households	0
Total Number of Persons	0

Race

Gender



■ White
 ■ Black or African American
 ■ Asian
■ American Indian
 ■ Native Hawaiian
 ■ Multiple

■ Female
 ■ Male
 ■ Transgender
■ Gender Non-conforming

Additional Homeless Populations (Adults Only)

Serious Mental Illness	22
Substance Use Disorder	8
HIV/AIDS	1
Survivors of Domestic Violence (optional)	32

