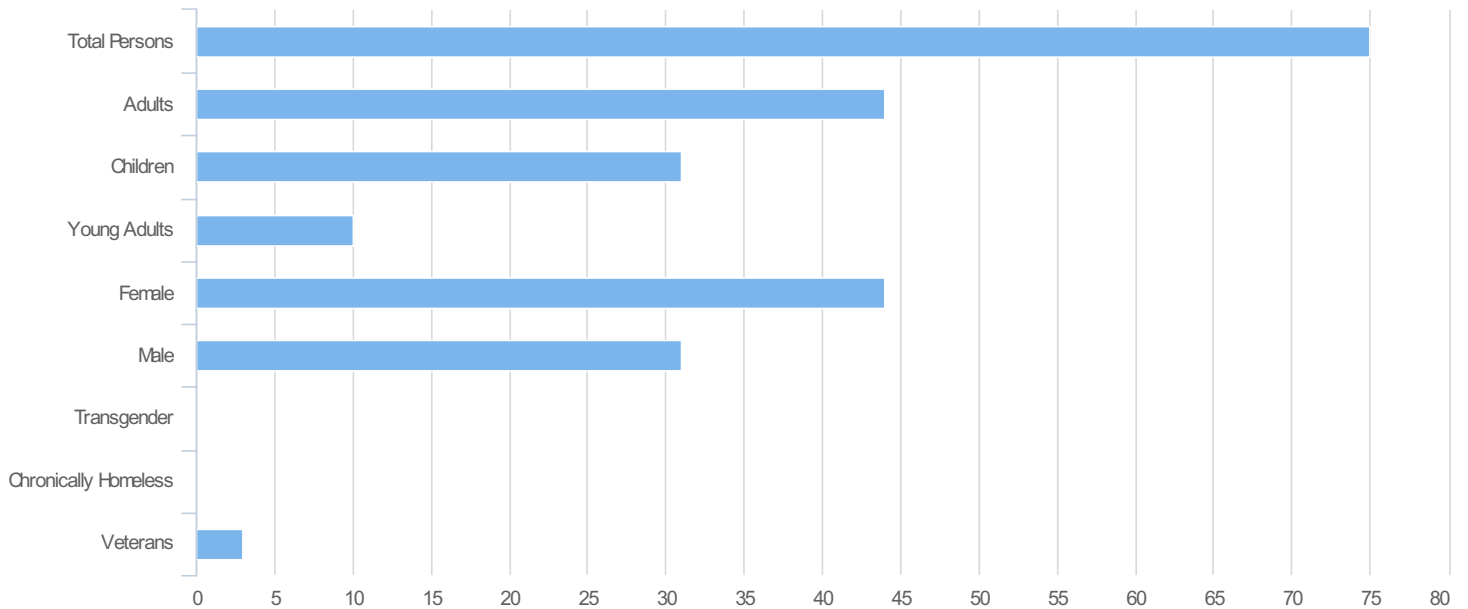


Count:	TXBOS18	Region:	7 regions
Created by:	Blaize-Fiero,Kraig	Created on:	03/20/2018 2:58 PM

Summary

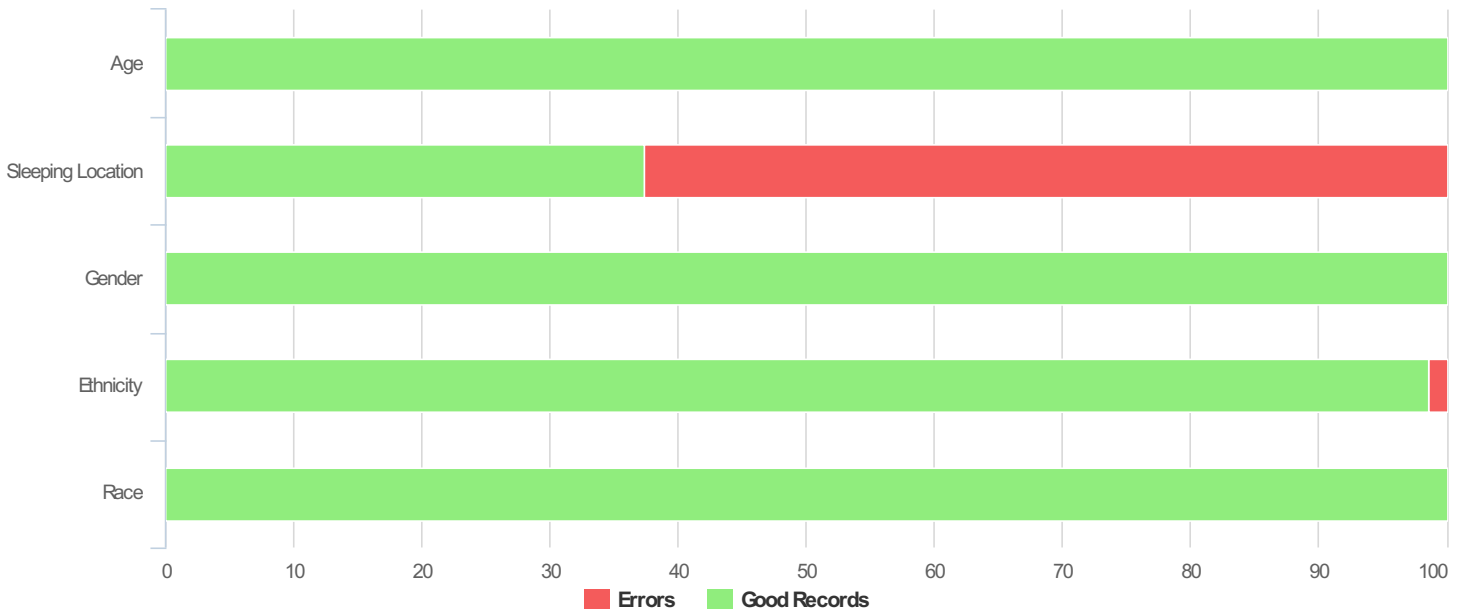


Total Persons	75
Adults (18+)	44
Children (Under 18)	31
Unknown Age	0
Young Adults (18-24)	10
Female	44
Male	31
Transgender	0
Chronically Homeless	0
Veterans	3



Data Quality Checks

Persons Missing Age Information	0
Persons Missing Sleeping Location	47
Persons Missing Gender	0
Persons Missing Ethnicity	1
Persons Missing Race	0



All Households

Households with at Least one Adult and One Child

Household and Person Breakdown

Total Number of Households	15
Total Number of Persons	44
Number of Children (Under 18)	29
Number of Young Adults (18-24)	4
Number of Adults (25+)	11

Gender

Female	23
Male	21
Transgender	0
Gender Non-conforming	0

Ethnicity

Non-Hispanic/Non-Latino	38
Hispanic/Latino	6

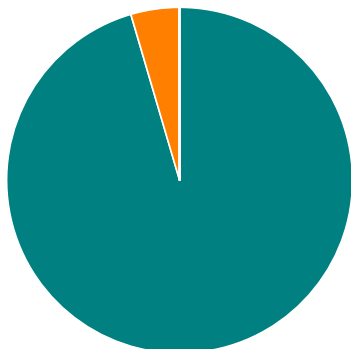
Race

White	42
Black or African-American	2
Asian	0
American Indian or Alaska Native	0
Native Hawaiian or Other Pacific Islander	0
Multiple	0

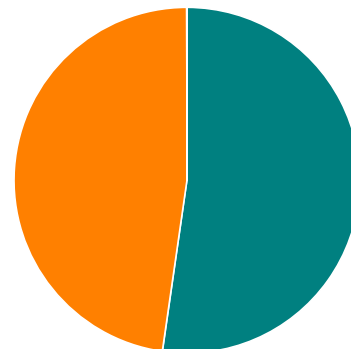
Chronically Homeless

Total Number of Households	0
Total Number of Persons	0

Race



Gender



■ White
 ■ Black or African American
 ■ Asian
 ■ American Indian
 ■ Native Hawaiian
 ■ Multiple

■ Female
 ■ Male
 ■ Transgender
 ■ Gender Non-conforming

Households without Children

Household and Person Breakdown

Total Number of Households	29
Total Number of Persons	29
Number of Young Adults (18-24)	6
Number of Adults (25+)	23

Gender

Female	21
Male	8
Transgender	0
Gender Non-conforming	0

Ethnicity

Non-Hispanic/Non-Latino	26
Hispanic/Latino	2

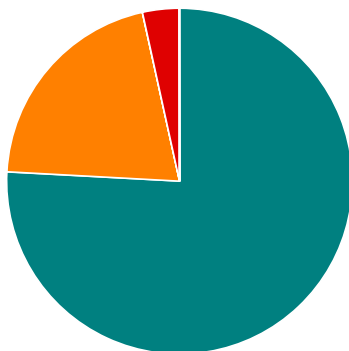
Race

White	22
Black or African-American	6
Asian	0
American Indian or Alaska Native	1
Native Hawaiian or Other Pacific Islander	0
Multiple	0

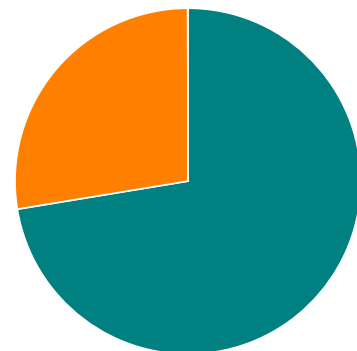
Chronically Homeless

Total Number of Persons	0
-------------------------	---

Race



Gender



■ White
 ■ Black or African American
 ■ Asian
■ American Indian
 ■ Native Hawaiian
 ■ Multiple

■ Female
 ■ Male
 ■ Transgender
■ Gender Non-conforming

Households with Only Children

Household and Person Breakdown

Total Number of Households	1
Total Number of Children	2

Gender

Female	0
Male	2
Transgender	0
Gender Non-conforming	0

Ethnicity

Non-Hispanic/Non-Latino	2
Hispanic/Latino	0

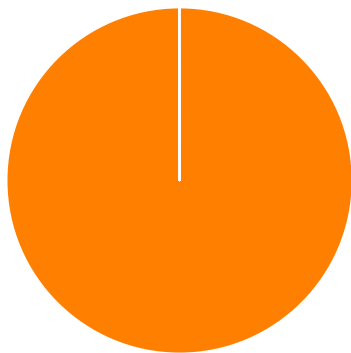
Race

White	0
Black or African-American	2
Asian	0
American Indian or Alaska Native	0
Native Hawaiian or Other Pacific Islander	0
Multiple	0

Chronically Homeless

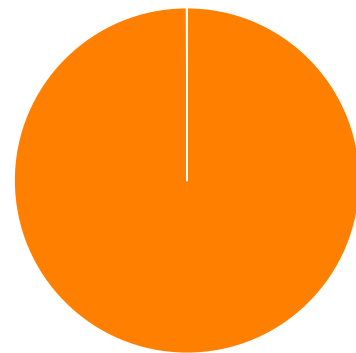
Total Number of Persons	0
-------------------------	---

Race



■ White
 ■ Black or African American
 ■ Asian
■ American Indian
 ■ Native Hawaiian
 ■ Multiple

Gender



■ Female
 ■ Male
 ■ Transgender
■ Gender Non-conforming

Veteran Households

Veteran Households with at Least One Adult and One Child

Household and Person Breakdown

Total Number of Households	1
Total Number of Persons	3
Total Number of Veterans	1

Gender

Female	1
Male	2
Transgender	0
Gender Non-conforming	0

Ethnicity

Non-Hispanic/Non-Latino	3
Hispanic/Latino	0

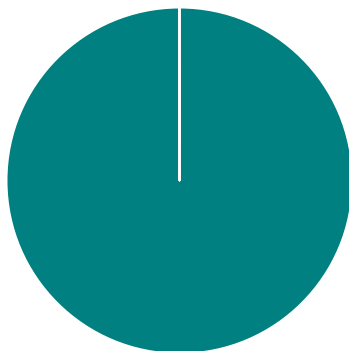
Race

White	3
Black or African-American	0
Asian	0
American Indian or Alaska Native	0
Native Hawaiian or Other Pacific Islander	0
Multiple	0

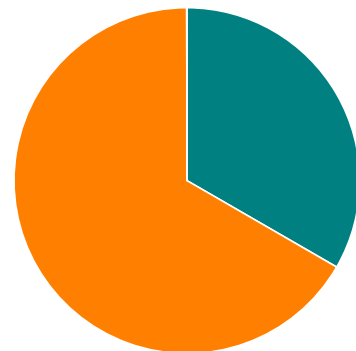
Chronically Homeless

Total Number of Households	0
Total Number of Persons	0

Race



Gender



■ White
 ■ Black or African American
 ■ Asian
■ American Indian
 ■ Native Hawaiian
 ■ Multiple

■ Female
 ■ Male
 ■ Transgender
■ Gender Non-conforming

Veteran Households without Children

Household and Person Breakdown

Total Number of Households	2
Total Number of Persons	2
Total Number of Veterans	2

Gender

Female	1
Male	1
Transgender	0
Gender Non-conforming	0

Ethnicity

Non-Hispanic/Non-Latino	2
Hispanic/Latino	0

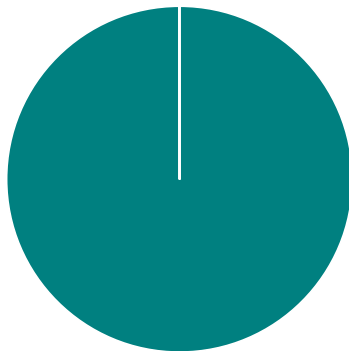
Race

White	2
Black or African-American	0
Asian	0
American Indian or Alaska Native	0
Native Hawaiian or Other Pacific Islander	0
Multiple	0

Chronically Homeless

Total Number of Households	0
Total Number of Persons	0

Race



■ White
 ■ Black or African American
 ■ Asian
■ American Indian
 ■ Native Hawaiian
 ■ Multiple

Gender



■ Female
 ■ Male
 ■ Transgender
■ Gender Non-conforming

Youth Households

Unaccompanied Youth Households

Household and Person Breakdown

Total Number of Unaccompanied Youth Households	6
Total Number of Unaccompanied Youth	6
Total Number of Unaccompanied Youth (under age 18)	0
Total Number of Unaccompanied Youth (18 to 24)	6

Gender

Female	2
Male	4
Transgender	0
Gender Non-conforming	0

Ethnicity

Non-Hispanic/Non-Latino	5
Hispanic/Latino	1

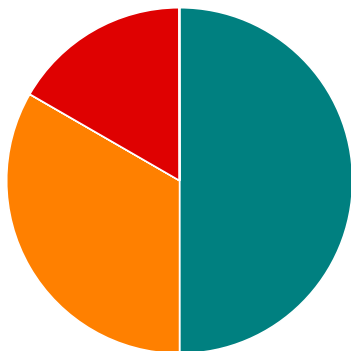
Race

White	3
Black or African-American	2
Asian	0
American Indian or Alaska Native	1
Native Hawaiian or Other Pacific Islander	0
Multiple	0

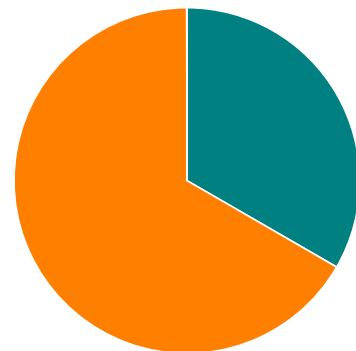
Chronically Homeless

Total Number of Persons	0
-------------------------	---

Race



Gender



■ White
 ■ Black or African American
 ■ Asian
■ American Indian
 ■ Native Hawaiian
 ■ Multiple

■ Female
 ■ Male
 ■ Transgender
■ Gender Non-conforming

Parenting Youth

Household and Person Breakdown

Total Number of Parenting Youth Households	5
Total Number of Persons in Parenting Youth Households	16
Total Parenting Youth	5
Total Children in Parenting Youth Households	12
Number of Parenting Youth Under 18	1
Children in Households with Parenting Youth Under 18	1
Number of Parenting Youth 18 to 24	4
Children in Households with Parenting Youth 18 to 24	10

Gender

Female	3
Male	2
Transgender	0
Gender Non-conforming	0

Ethnicity

Non-Hispanic/Non-Latino	5
Hispanic/Latino	0

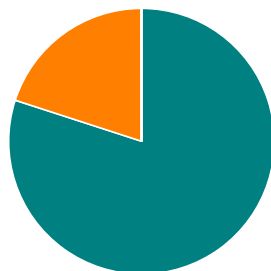
Race

White	4
Black or African-American	1
Asian	0
American Indian or Alaska Native	0
Native Hawaiian or Other Pacific Islander	0
Multiple	0

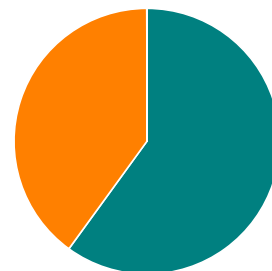
Chronically Homeless

Total Number of Households	0
Total Number of Persons	0

Race



Gender



■ White
 ■ Black or African American
 ■ Asian
 ■ American Indian
 ■ Native Hawaiian
 ■ Multiple

■ Female
 ■ Male
 ■ Transgender
 ■ Gender Non-conforming

Additional Homeless Populations (Adults Only)

Serious Mental Illness	0
Substance Use Disorder	0
HIV/AIDS	0
Survivors of Domestic Violence (optional)	60

