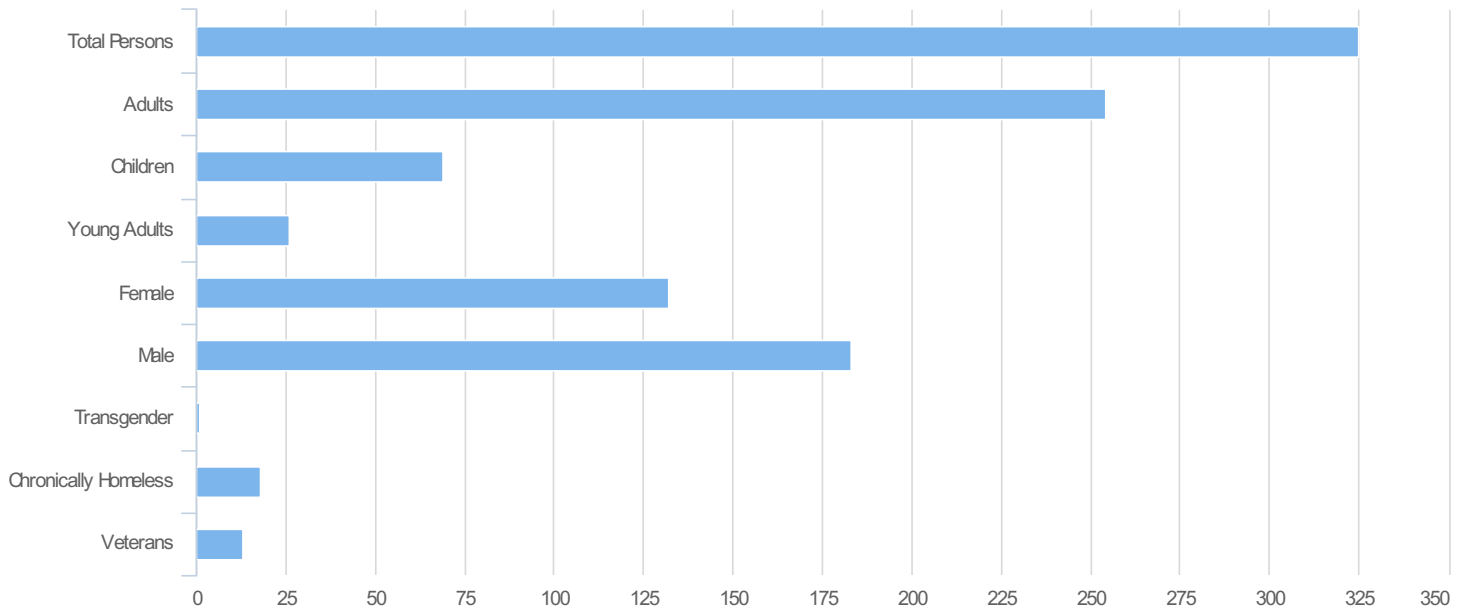


Count:	TXBOS18	Region:	3 regions
Created by:	Blaize-Fiero,Kraig	Created on:	03/20/2018 4:00 PM

Summary

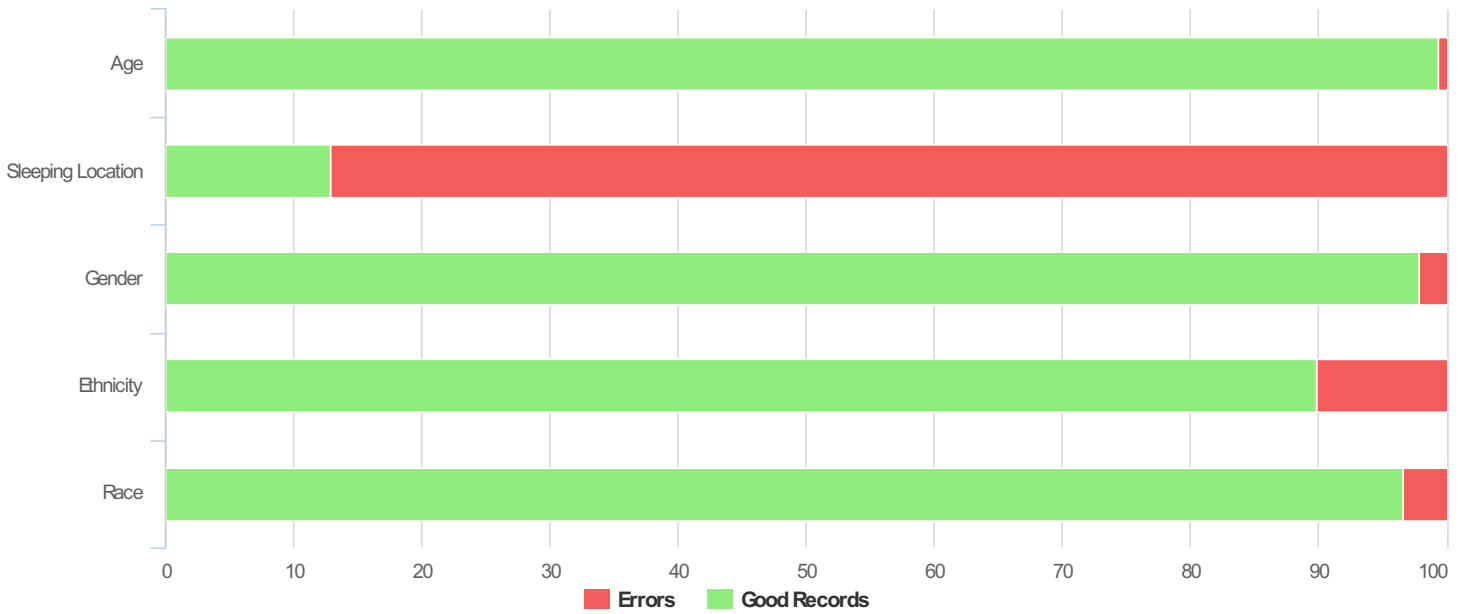


Total Persons	325
Adults (18+)	254
Children (Under 18)	69
Unknown Age	2
Young Adults (18-24)	26
Female	132
Male	183
Transgender	1
Chronically Homeless	18
Veterans	13



Data Quality Checks

Persons Missing Age Information	2
Persons Missing Sleeping Location	283
Persons Missing Gender	7
Persons Missing Ethnicity	33
Persons Missing Race	11



All Households

Households with at Least one Adult and One Child

Household and Person Breakdown

Total Number of Households	26
Total Number of Persons	97
Number of Children (Under 18)	65
Number of Young Adults (18-24)	7
Number of Adults (25+)	25

Gender

Female	61
Male	36
Transgender	0
Gender Non-conforming	0

Ethnicity

Non-Hispanic/Non-Latino	59
Hispanic/Latino	29

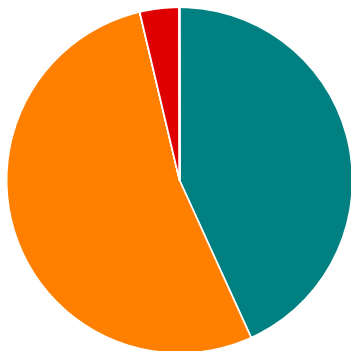
Race

White	35
Black or African-American	43
Asian	0
American Indian or Alaska Native	3
Native Hawaiian or Other Pacific Islander	0
Multiple	3

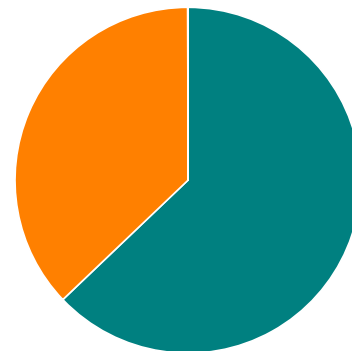
Chronically Homeless

Total Number of Households	0
Total Number of Persons	0

Race



Gender



■ White
 ■ Black or African American
 ■ Asian
■ American Indian
 ■ Native Hawaiian
 ■ Multiple

■ Female
 ■ Male
 ■ Transgender
■ Gender Non-conforming

Households without Children

Household and Person Breakdown

Total Number of Households	214
Total Number of Persons	221
Number of Young Adults (18-24)	19
Number of Adults (25+)	202

Gender

Female	67
Male	146
Transgender	1
Gender Non-conforming	0

Ethnicity

Non-Hispanic/Non-Latino	160
Hispanic/Latino	26

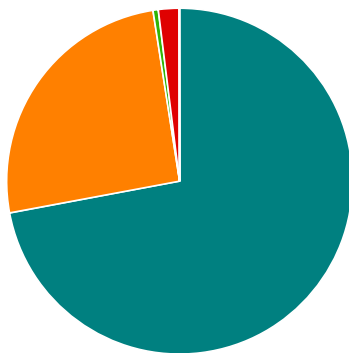
Race

White	147
Black or African-American	52
Asian	1
American Indian or Alaska Native	4
Native Hawaiian or Other Pacific Islander	0
Multiple	6

Chronically Homeless

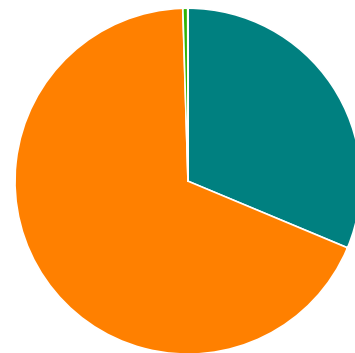
Total Number of Persons	18
-------------------------	----

Race



■ White
 ■ Black or African American
 ■ Asian
■ American Indian
 ■ Native Hawaiian
 ■ Multiple

Gender



■ Female
 ■ Male
 ■ Transgender
■ Gender Non-conforming

Households with Only Children

Household and Person Breakdown

Total Number of Households	2
Total Number of Children	4

Gender

Female	3
Male	1
Transgender	0
Gender Non-conforming	0

Ethnicity

Non-Hispanic/Non-Latino	4
Hispanic/Latino	0

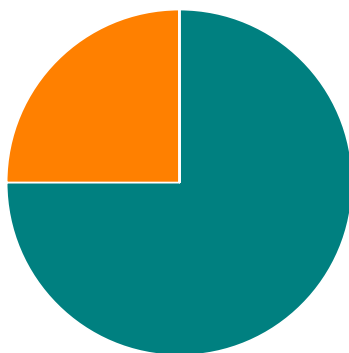
Race

White	3
Black or African-American	1
Asian	0
American Indian or Alaska Native	0
Native Hawaiian or Other Pacific Islander	0
Multiple	0

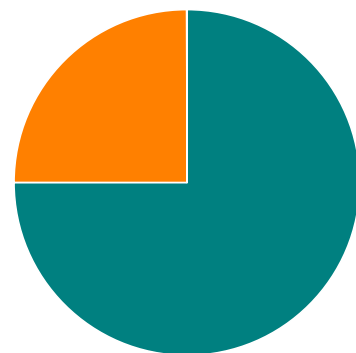
Chronically Homeless

Total Number of Persons	0
-------------------------	---

Race



Gender



■ White
 ■ Black or African American
 ■ Asian
■ American Indian
 ■ Native Hawaiian
 ■ Multiple

■ Female
 ■ Male
 ■ Transgender
■ Gender Non-conforming

Veteran Households

Veteran Households with at Least One Adult and One Child

Household and Person Breakdown

Total Number of Households	0
Total Number of Persons	0
Total Number of Veterans	0

Gender

Female	0
Male	0
Transgender	0
Gender Non-conforming	0

Ethnicity

Non-Hispanic/Non-Latino	0
Hispanic/Latino	0

Race

White	0
Black or African-American	0
Asian	0
American Indian or Alaska Native	0
Native Hawaiian or Other Pacific Islander	0
Multiple	0

Chronically Homeless

Total Number of Households	0
Total Number of Persons	0

Race

Gender

■ White
 ■ Black or African American
 ■ Asian
■ American Indian
 ■ Native Hawaiian
 ■ Multiple

■ Female
 ■ Male
 ■ Transgender
■ Gender Non-conforming

Veteran Households without Children

Household and Person Breakdown

Total Number of Households	13
Total Number of Persons	13
Total Number of Veterans	13

Gender

Female	0
Male	12
Transgender	0
Gender Non-conforming	0

Ethnicity

Non-Hispanic/Non-Latino	12
Hispanic/Latino	0

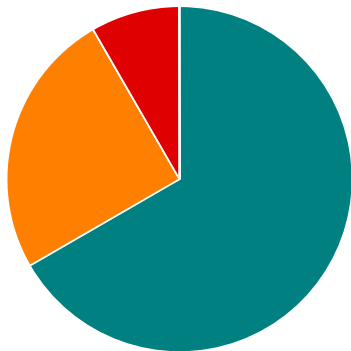
Race

White	8
Black or African-American	3
Asian	0
American Indian or Alaska Native	1
Native Hawaiian or Other Pacific Islander	0
Multiple	0

Chronically Homeless

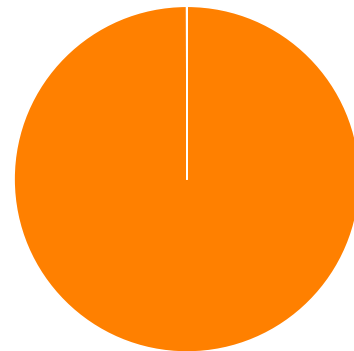
Total Number of Households	1
Total Number of Persons	1

Race



■ White
 ■ Black or African American
 ■ Asian
■ American Indian
 ■ Native Hawaiian
 ■ Multiple

Gender



■ Female
 ■ Male
 ■ Transgender
■ Gender Non-conforming

Youth Households

Unaccompanied Youth Households

Household and Person Breakdown

Total Number of Unaccompanied Youth Households	20
Total Number of Unaccompanied Youth	25
Total Number of Unaccompanied Youth (under age 18)	6
Total Number of Unaccompanied Youth (18 to 24)	19

Gender

Female	7
Male	15
Transgender	0
Gender Non-conforming	0

Ethnicity

Non-Hispanic/Non-Latino	15
Hispanic/Latino	9

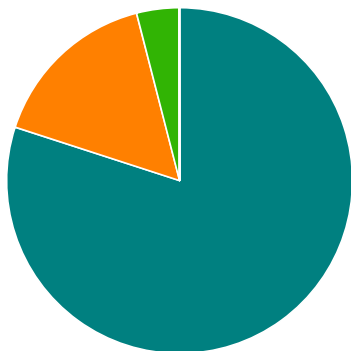
Race

White	20
Black or African-American	4
Asian	1
American Indian or Alaska Native	0
Native Hawaiian or Other Pacific Islander	0
Multiple	0

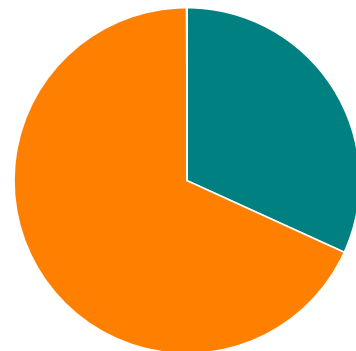
Chronically Homeless

Total Number of Persons	0
-------------------------	---

Race



Gender



■ White
 ■ Black or African American
 ■ Asian
 ■ American Indian
 ■ Native Hawaiian
 ■ Multiple

■ Female
 ■ Male
 ■ Transgender
 ■ Gender Non-conforming

Parenting Youth

Household and Person Breakdown

Total Number of Parenting Youth Households	3
Total Number of Persons in Parenting Youth Households	7
Total Parenting Youth	4
Total Children in Parenting Youth Households	3
Number of Parenting Youth Under 18	0
Children in Households with Parenting Youth Under 18	0
Number of Parenting Youth 18 to 24	4
Children in Households with Parenting Youth 18 to 24	3

Gender

Female	3
Male	1
Transgender	0
Gender Non-conforming	0

Ethnicity

Non-Hispanic/Non-Latino	3
Hispanic/Latino	1

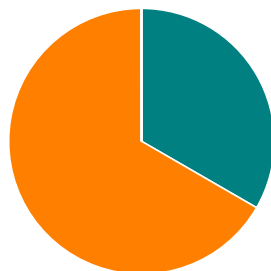
Race

White	1
Black or African-American	2
Asian	0
American Indian or Alaska Native	0
Native Hawaiian or Other Pacific Islander	0
Multiple	1

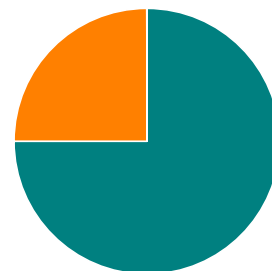
Chronically Homeless

Total Number of Households	0
Total Number of Persons	0

Race



Gender



■ White
 ■ Black or African American
 ■ Asian
■ American Indian
 ■ Native Hawaiian
 ■ Multiple

■ Female
 ■ Male
 ■ Transgender
■ Gender Non-conforming

Additional Homeless Populations (Adults Only)

Serious Mental Illness	10
Substance Use Disorder	3
HIV/AIDS	3
Survivors of Domestic Violence (optional)	16

