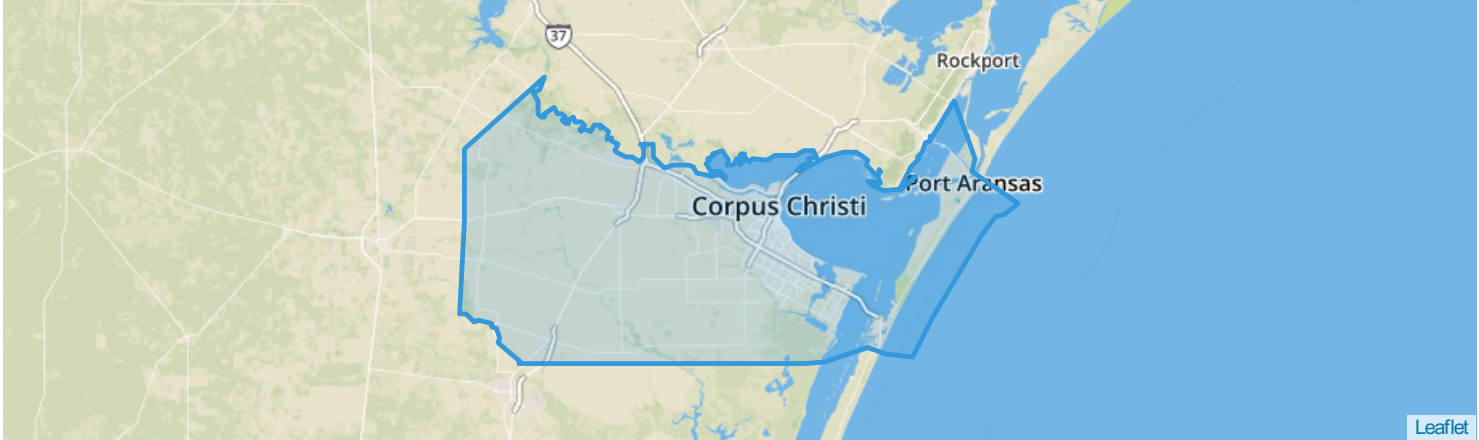
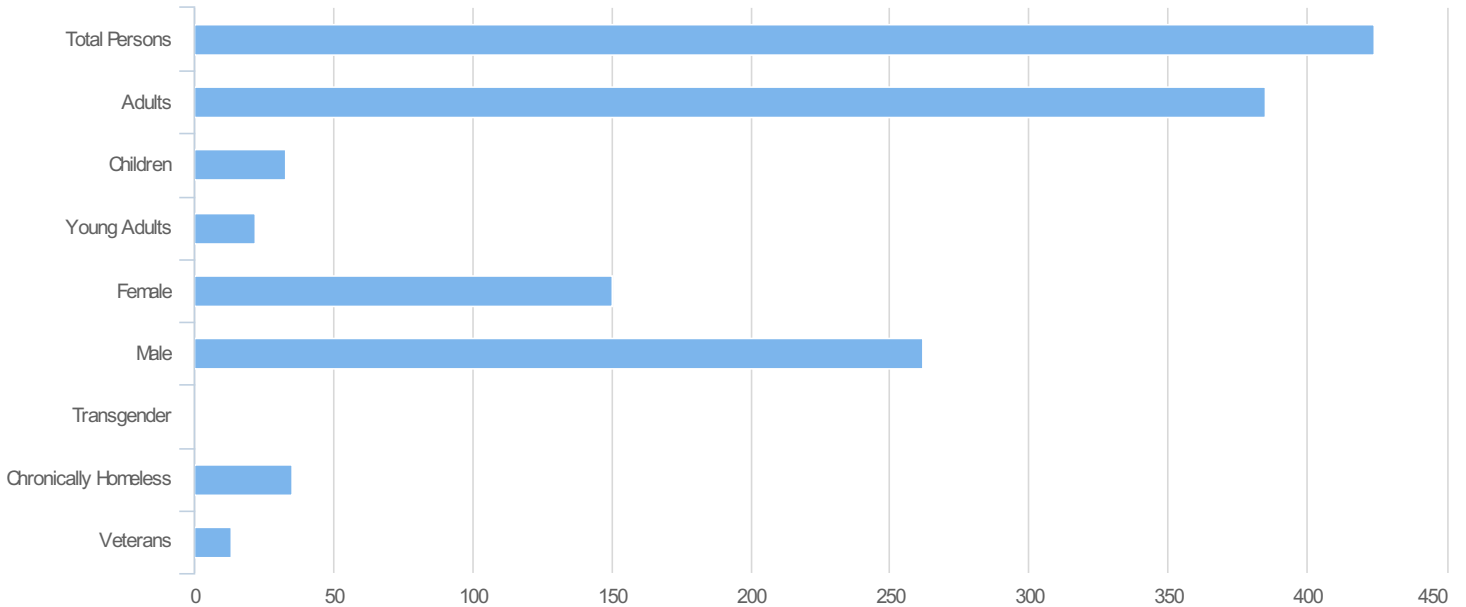


Count:	TXBOS18	Region:	Nueces County
Created by:	Blaize-Fiero,Kraig	Created on:	03/20/2018 12:54 PM

Summary

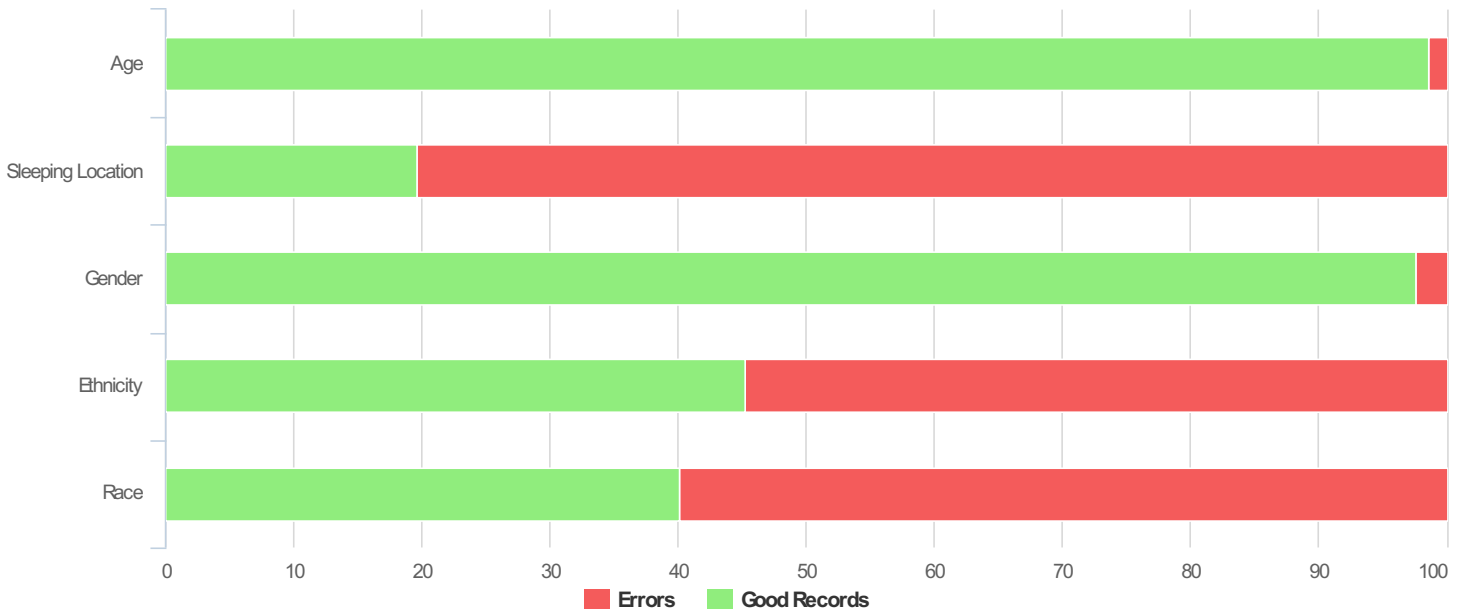


Total Persons	424
Adults (18+)	385
Children (Under 18)	33
Unknown Age	6
Young Adults (18-24)	22
Female	150
Male	262
Transgender	0
Chronically Homeless	35
Veterans	13



Data Quality Checks

Persons Missing Age Information	6
Persons Missing Sleeping Location	341
Persons Missing Gender	10
Persons Missing Ethnicity	232
Persons Missing Race	254



All Households

Households with at Least one Adult and One Child

Household and Person Breakdown

Total Number of Households	19
Total Number of Persons	56
Number of Children (Under 18)	32
Number of Young Adults (18-24)	4
Number of Adults (25+)	20

Gender

Female	34
Male	21
Transgender	0
Gender Non-conforming	0

Ethnicity

Non-Hispanic/Non-Latino	19
Hispanic/Latino	36

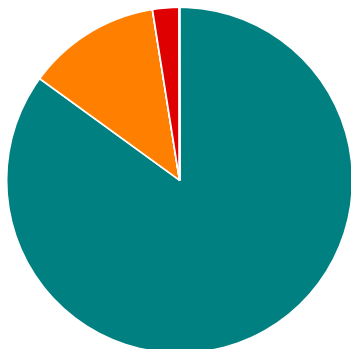
Race

White	34
Black or African-American	5
Asian	0
American Indian or Alaska Native	1
Native Hawaiian or Other Pacific Islander	0
Multiple	1

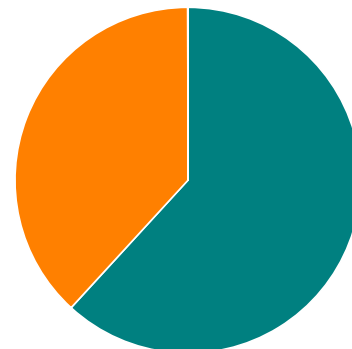
Chronically Homeless

Total Number of Households	0
Total Number of Persons	0

Race



Gender



■ White
 ■ Black or African American
 ■ Asian
 ■ American Indian
 ■ Native Hawaiian
 ■ Multiple

■ Female
 ■ Male
 ■ Transgender
 ■ Gender Non-conforming

Households without Children

Household and Person Breakdown

Total Number of Households	352
Total Number of Persons	361
Number of Young Adults (18-24)	18
Number of Adults (25+)	343

Gender

Female	115
Male	238
Transgender	0
Gender Non-conforming	1

Ethnicity

Non-Hispanic/Non-Latino	82
Hispanic/Latino	46

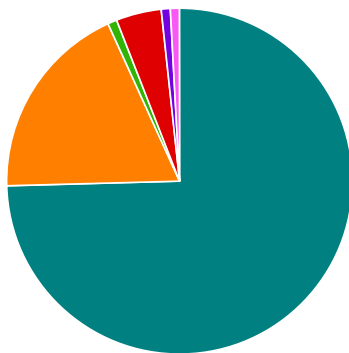
Race

White	88
Black or African-American	22
Asian	1
American Indian or Alaska Native	5
Native Hawaiian or Other Pacific Islander	1
Multiple	4

Chronically Homeless

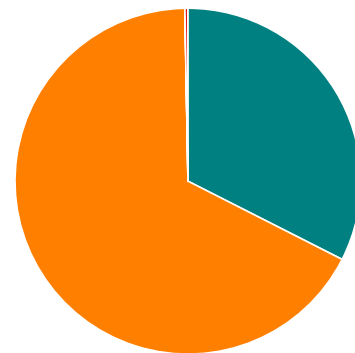
Total Number of Persons	35
-------------------------	----

Race



■ White
 ■ Black or African American
 ■ Asian
■ American Indian
 ■ Native Hawaiian
 ■ Multiple

Gender



■ Female
 ■ Male
 ■ Transgender
■ Gender Non-conforming

Households with Only Children

Household and Person Breakdown

Total Number of Households	1
Total Number of Children	1

Gender

Female	0
Male	1
Transgender	0
Gender Non-conforming	0

Ethnicity

Non-Hispanic/Non-Latino	0
Hispanic/Latino	1

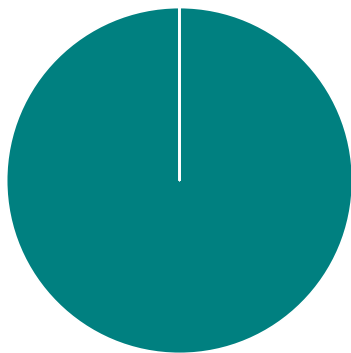
Race

White	1
Black or African-American	0
Asian	0
American Indian or Alaska Native	0
Native Hawaiian or Other Pacific Islander	0
Multiple	0

Chronically Homeless

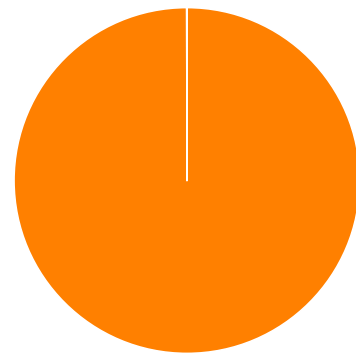
Total Number of Persons	0
-------------------------	---

Race



- White
- Black or African American
- Asian
- American Indian
- Native Hawaiian
- Multiple

Gender



- Female
- Male
- Transgender
- Gender Non-conforming

Veteran Households

Veteran Households with at Least One Adult and One Child

Household and Person Breakdown

Total Number of Households	1
Total Number of Persons	2
Total Number of Veterans	1

Gender

Female	1
Male	1
Transgender	0
Gender Non-conforming	0

Ethnicity

Non-Hispanic/Non-Latino	2
Hispanic/Latino	0

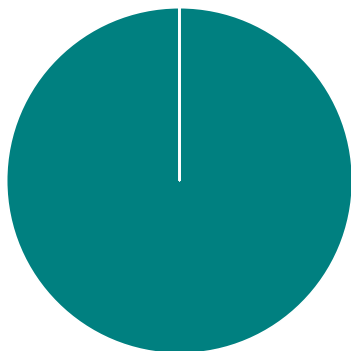
Race

White	2
Black or African-American	0
Asian	0
American Indian or Alaska Native	0
Native Hawaiian or Other Pacific Islander	0
Multiple	0

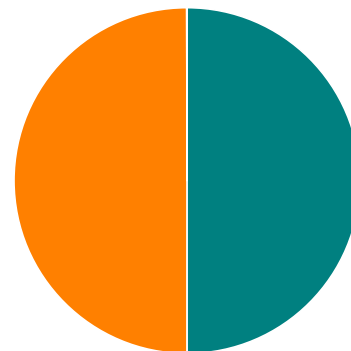
Chronically Homeless

Total Number of Households	0
Total Number of Persons	0

Race



Gender



■ White
 ■ Black or African American
 ■ Asian
 ■ American Indian
 ■ Native Hawaiian
 ■ Multiple

■ Female
 ■ Male
 ■ Transgender
 ■ Gender Non-conforming

Veteran Households without Children

Household and Person Breakdown

Total Number of Households	12
Total Number of Persons	14
Total Number of Veterans	12

Gender

Female	0
Male	10
Transgender	0
Gender Non-conforming	0

Ethnicity

Non-Hispanic/Non-Latino	5
Hispanic/Latino	4

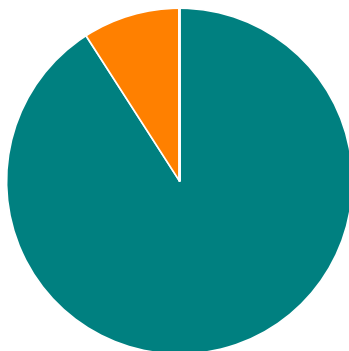
Race

White	10
Black or African-American	1
Asian	0
American Indian or Alaska Native	0
Native Hawaiian or Other Pacific Islander	0
Multiple	0

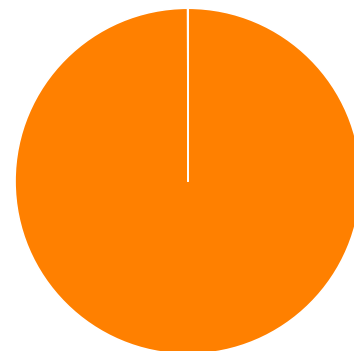
Chronically Homeless

Total Number of Households	4
Total Number of Persons	4

Race



Gender



■ White
 ■ Black or African American
 ■ Asian
■ American Indian
 ■ Native Hawaiian
 ■ Multiple

■ Female
 ■ Male
 ■ Transgender
■ Gender Non-conforming

Youth Households

Unaccompanied Youth Households

Household and Person Breakdown

Total Number of Unaccompanied Youth Households	15
Total Number of Unaccompanied Youth	15
Total Number of Unaccompanied Youth (under age 18)	1
Total Number of Unaccompanied Youth (18 to 24)	14

Gender

Female	7
Male	6
Transgender	0
Gender Non-conforming	1

Ethnicity

Non-Hispanic/Non-Latino	2
Hispanic/Latino	3

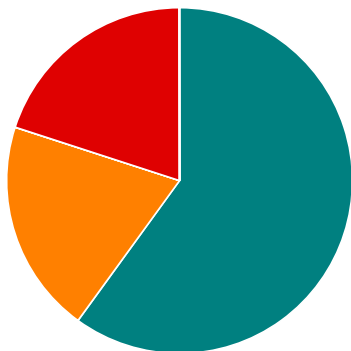
Race

White	3
Black or African-American	1
Asian	0
American Indian or Alaska Native	1
Native Hawaiian or Other Pacific Islander	0
Multiple	0

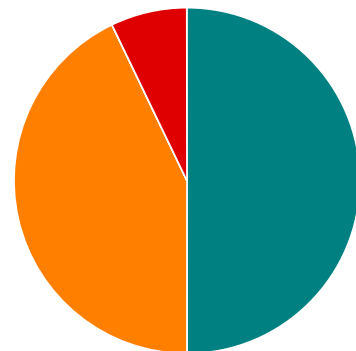
Chronically Homeless

Total Number of Persons	1
-------------------------	---

Race



Gender



■ White
 ■ Black or African American
 ■ Asian
■ American Indian
 ■ Native Hawaiian
 ■ Multiple

■ Female
 ■ Male
 ■ Transgender
■ Gender Non-conforming

Parenting Youth

Household and Person Breakdown

Total Number of Parenting Youth Households	3
Total Number of Persons in Parenting Youth Households	8
Total Parenting Youth	3
Total Children in Parenting Youth Households	5
Number of Parenting Youth Under 18	0
Children in Households with Parenting Youth Under 18	0
Number of Parenting Youth 18 to 24	3
Children in Households with Parenting Youth 18 to 24	5

Gender

Female	3
Male	0
Transgender	0
Gender Non-conforming	0

Ethnicity

Non-Hispanic/Non-Latino	0
Hispanic/Latino	3

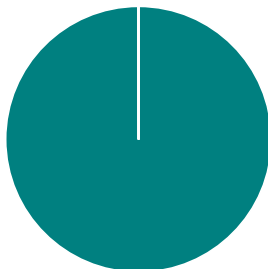
Race

White	3
Black or African-American	0
Asian	0
American Indian or Alaska Native	0
Native Hawaiian or Other Pacific Islander	0
Multiple	0

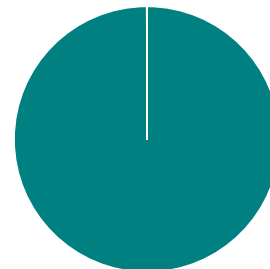
Chronically Homeless

Total Number of Households	0
Total Number of Persons	0

Race



Gender



■ White
 ■ Black or African American
 ■ Asian
■ American Indian
 ■ Native Hawaiian
 ■ Multiple

■ Female
 ■ Male
 ■ Transgender
■ Gender Non-conforming

Additional Homeless Populations (Adults Only)

Serious Mental Illness	41
Substance Use Disorder	20
HIV/AIDS	1
Survivors of Domestic Violence (optional)	34

