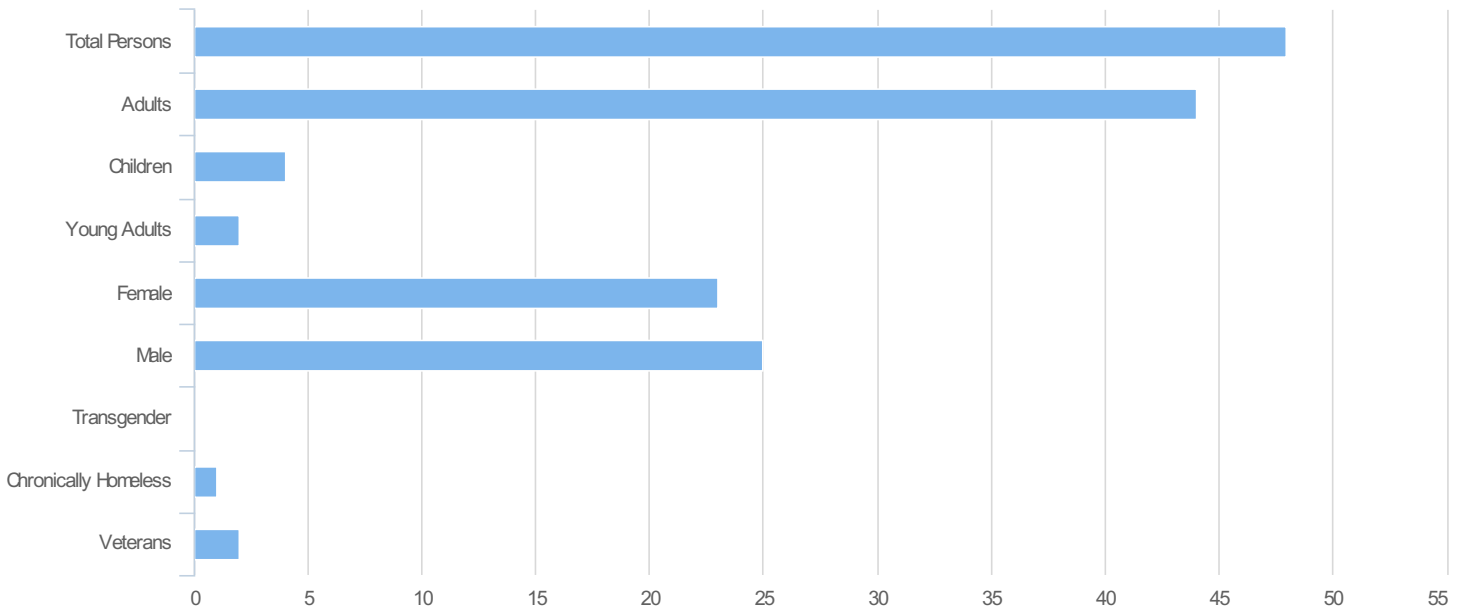


Count:	<b>TXBOS18</b>	Region:	<b>Lamar County</b>
Created by:	<b>Blaize-Fiero,Kraig</b>	Created on:	<b>03/20/2018 12:56 PM</b>

## Summary

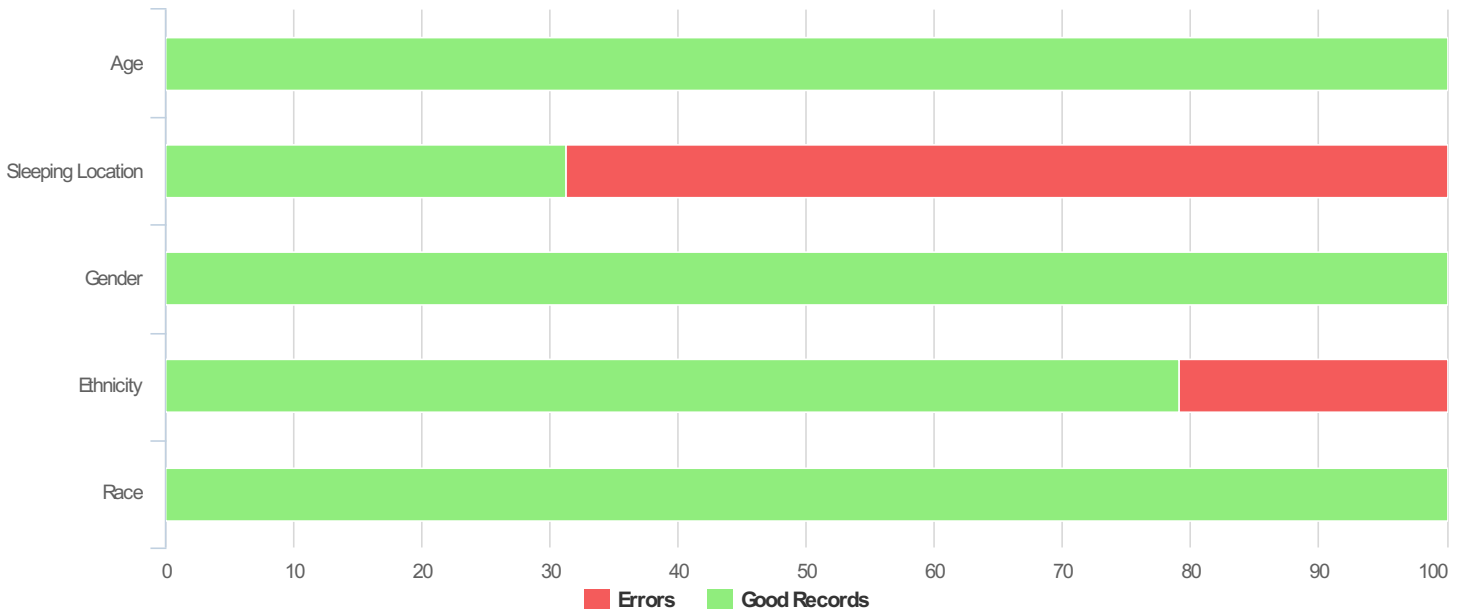


Total Persons	48
Adults (18+)	44
Children (Under 18)	4
Unknown Age	0
Young Adults (18-24)	2
Female	23
Male	25
Transgender	0
Chronically Homeless	1
Veterans	2



## Data Quality Checks

Persons Missing Age Information	0
Persons Missing Sleeping Location	33
Persons Missing Gender	0
Persons Missing Ethnicity	10
Persons Missing Race	0



# All Households

## Households with at Least one Adult and One Child

### Household and Person Breakdown

Total Number of Households	2
Total Number of Persons	8
Number of Children (Under 18)	4
Number of Young Adults (18-24)	1
Number of Adults (25+)	3

### Gender

Female	5
Male	3
Transgender	0
Gender Non-conforming	0

### Ethnicity

Non-Hispanic/Non-Latino	8
Hispanic/Latino	0

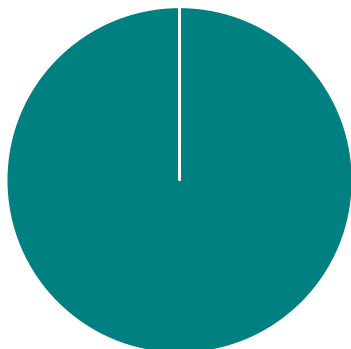
### Race

White	8
Black or African-American	0
Asian	0
American Indian or Alaska Native	0
Native Hawaiian or Other Pacific Islander	0
Multiple	0

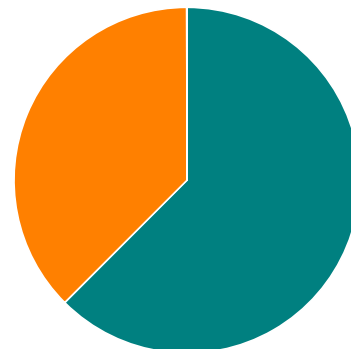
### Chronically Homeless

Total Number of Households	0
Total Number of Persons	0

Race



Gender



■ White
 ■ Black or African American
 ■ Asian
 ■ American Indian
 ■ Native Hawaiian
 ■ Multiple

■ Female
 ■ Male
 ■ Transgender
 ■ Gender Non-conforming

# Households without Children

## Household and Person Breakdown

Total Number of Households	38
Total Number of Persons	40
Number of Young Adults (18-24)	1
Number of Adults (25+)	39

## Gender

Female	18
Male	22
Transgender	0
Gender Non-conforming	0

## Ethnicity

Non-Hispanic/Non-Latino	28
Hispanic/Latino	1

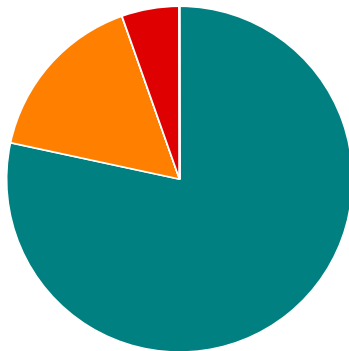
## Race

White	29
Black or African-American	6
Asian	0
American Indian or Alaska Native	2
Native Hawaiian or Other Pacific Islander	0
Multiple	1

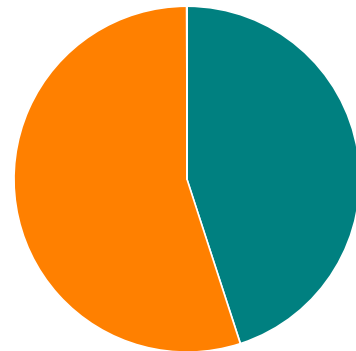
## Chronically Homeless

Total Number of Persons	1
-------------------------	---

Race



Gender



# Households with Only Children

## Household and Person Breakdown

Total Number of Households	0
Total Number of Children	0

## Gender

Female	0
Male	0
Transgender	0
Gender Non-conforming	0

## Ethnicity

Non-Hispanic/Non-Latino	0
Hispanic/Latino	0

## Race

White	0
Black or African-American	0
Asian	0
American Indian or Alaska Native	0
Native Hawaiian or Other Pacific Islander	0
Multiple	0

## Chronically Homeless

Total Number of Persons	0
-------------------------	---

Race

Gender

■ White   
 ■ Black or African American   
 ■ Asian  
■ American Indian   
 ■ Native Hawaiian   
 ■ Multiple

■ Female   
 ■ Male   
 ■ Transgender  
■ Gender Non-conforming

# Veteran Households

## Veteran Households with at Least One Adult and One Child

### Household and Person Breakdown

Total Number of Households	0
Total Number of Persons	0
Total Number of Veterans	0

### Gender

Female	0
Male	0
Transgender	0
Gender Non-conforming	0

### Ethnicity

Non-Hispanic/Non-Latino	0
Hispanic/Latino	0

### Race

White	0
Black or African-American	0
Asian	0
American Indian or Alaska Native	0
Native Hawaiian or Other Pacific Islander	0
Multiple	0

### Chronically Homeless

Total Number of Households	0
Total Number of Persons	0

Race

Gender

■ White   
 ■ Black or African American   
 ■ Asian  
■ American Indian   
 ■ Native Hawaiian   
 ■ Multiple

■ Female   
 ■ Male   
 ■ Transgender  
■ Gender Non-conforming

# Veteran Households without Children

## Household and Person Breakdown

Total Number of Households	2
Total Number of Persons	3
Total Number of Veterans	2

## Gender

Female	0
Male	2
Transgender	0
Gender Non-conforming	0

## Ethnicity

Non-Hispanic/Non-Latino	2
Hispanic/Latino	0

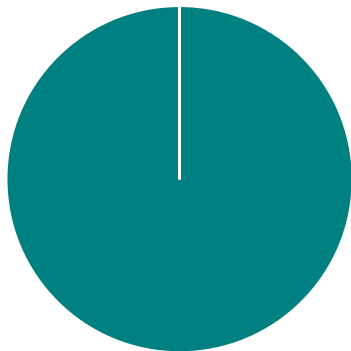
## Race

White	2
Black or African-American	0
Asian	0
American Indian or Alaska Native	0
Native Hawaiian or Other Pacific Islander	0
Multiple	0

## Chronically Homeless

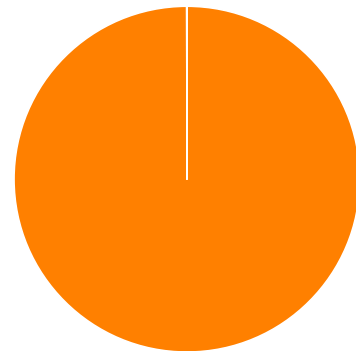
Total Number of Households	0
Total Number of Persons	0

Race



■ White  
 ■ Black or African American  
 ■ Asian  
■ American Indian  
 ■ Native Hawaiian  
 ■ Multiple

Gender



■ Female  
 ■ Male  
 ■ Transgender  
■ Gender Non-conforming

# Youth Households

## Unaccompanied Youth Households

### Household and Person Breakdown

Total Number of Unaccompanied Youth Households	1
Total Number of Unaccompanied Youth	1
Total Number of Unaccompanied Youth (under age 18)	0
Total Number of Unaccompanied Youth (18 to 24)	1

### Gender

Female	0
Male	1
Transgender	0
Gender Non-conforming	0

### Ethnicity

Non-Hispanic/Non-Latino	0
Hispanic/Latino	0

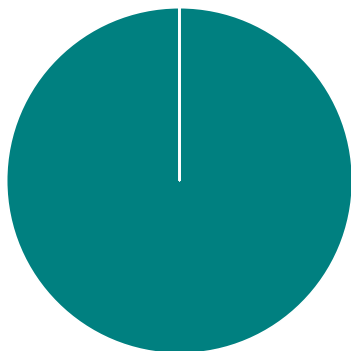
### Race

White	1
Black or African-American	0
Asian	0
American Indian or Alaska Native	0
Native Hawaiian or Other Pacific Islander	0
Multiple	0

### Chronically Homeless

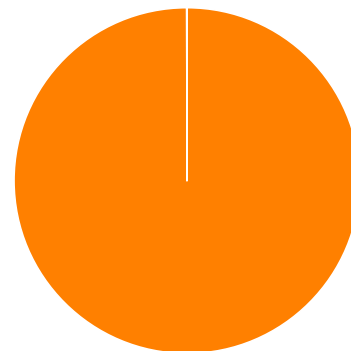
Total Number of Persons	0
-------------------------	---

Race



■ White   
 ■ Black or African American   
 ■ Asian  
■ American Indian   
 ■ Native Hawaiian   
 ■ Multiple

Gender



■ Female   
 ■ Male   
 ■ Transgender  
■ Gender Non-conforming



# Parenting Youth

## Household and Person Breakdown

Total Number of Parenting Youth Households	0
Total Number of Persons in Parenting Youth Households	0
Total Parenting Youth	0
Total Children in Parenting Youth Households	0
Number of Parenting Youth Under 18	0
Children in Households with Parenting Youth Under 18	0
Number of Parenting Youth 18 to 24	0
Children in Households with Parenting Youth 18 to 24	0

## Gender

Female	0
Male	0
Transgender	0
Gender Non-conforming	0

## Ethnicity

Non-Hispanic/Non-Latino	0
Hispanic/Latino	0

## Race

White	0
Black or African-American	0
Asian	0
American Indian or Alaska Native	0
Native Hawaiian or Other Pacific Islander	0
Multiple	0

## Chronically Homeless

Total Number of Households	0
Total Number of Persons	0

Race

Gender

■ White   
 ■ Black or African American   
 ■ Asian  
■ American Indian   
 ■ Native Hawaiian   
 ■ Multiple

■ Female   
 ■ Male   
 ■ Transgender  
■ Gender Non-conforming

# Additional Homeless Populations (Adults Only)

Serious Mental Illness	7
Substance Use Disorder	5
HIV/AIDS	0
Survivors of Domestic Violence (optional)	4

