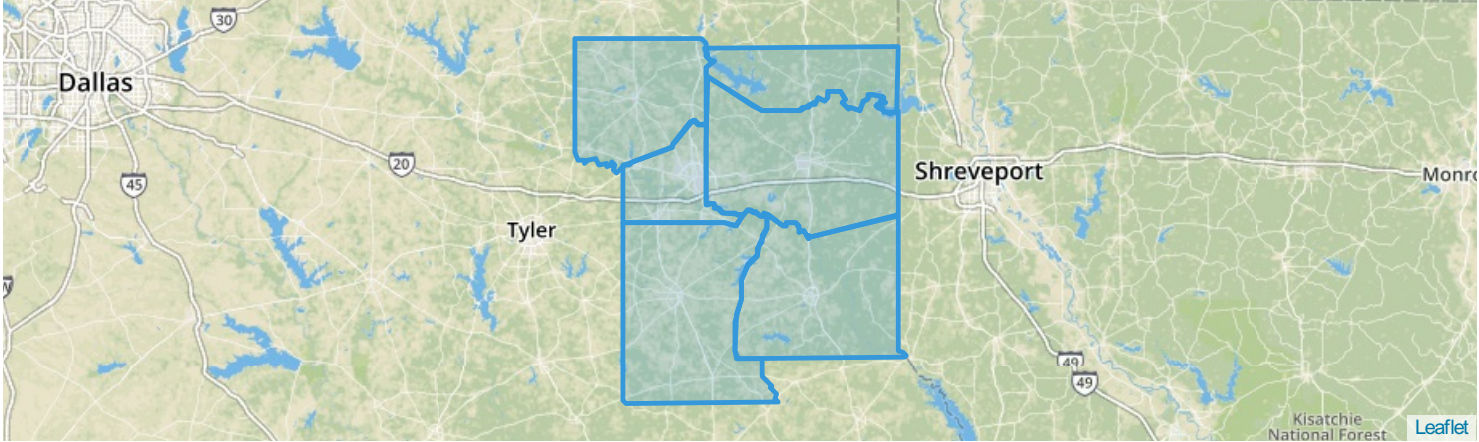
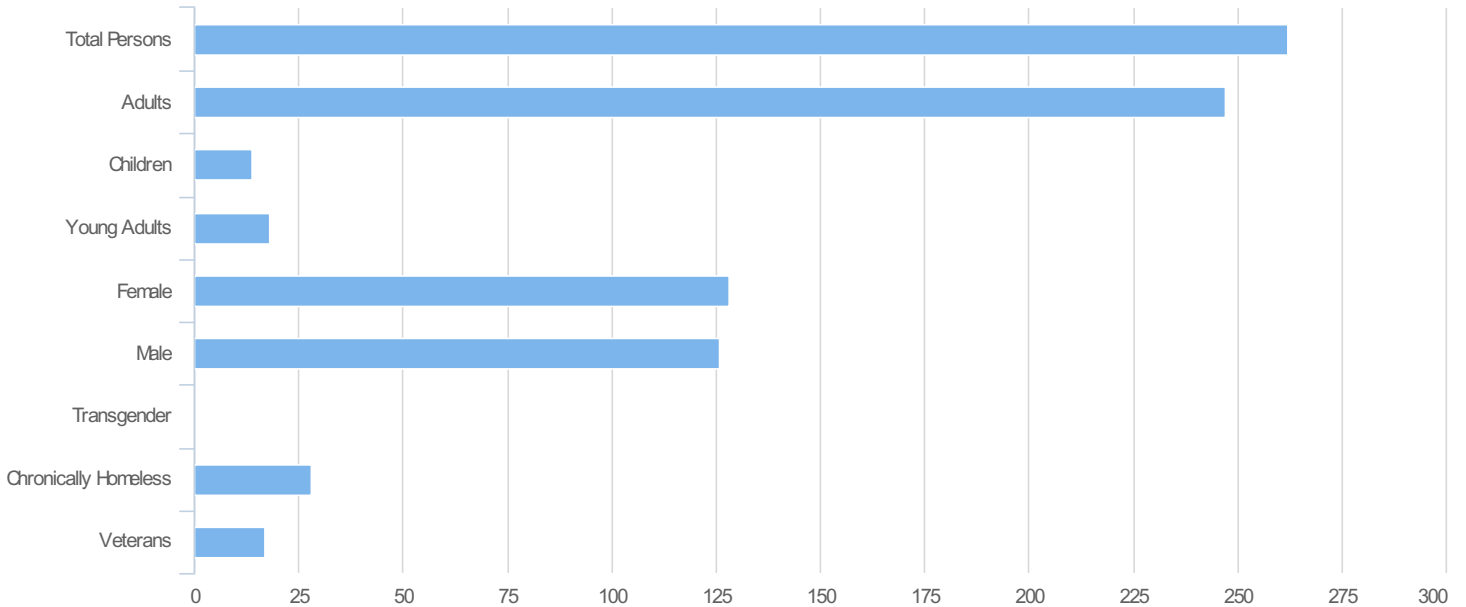


Count:	<b>TXBOS18</b>	Region:	<b>6 regions</b>
Created by:	<b>Blaize-Fiero,Kraig</b>	Created on:	<b>03/20/2018 3:16 PM</b>

## Summary

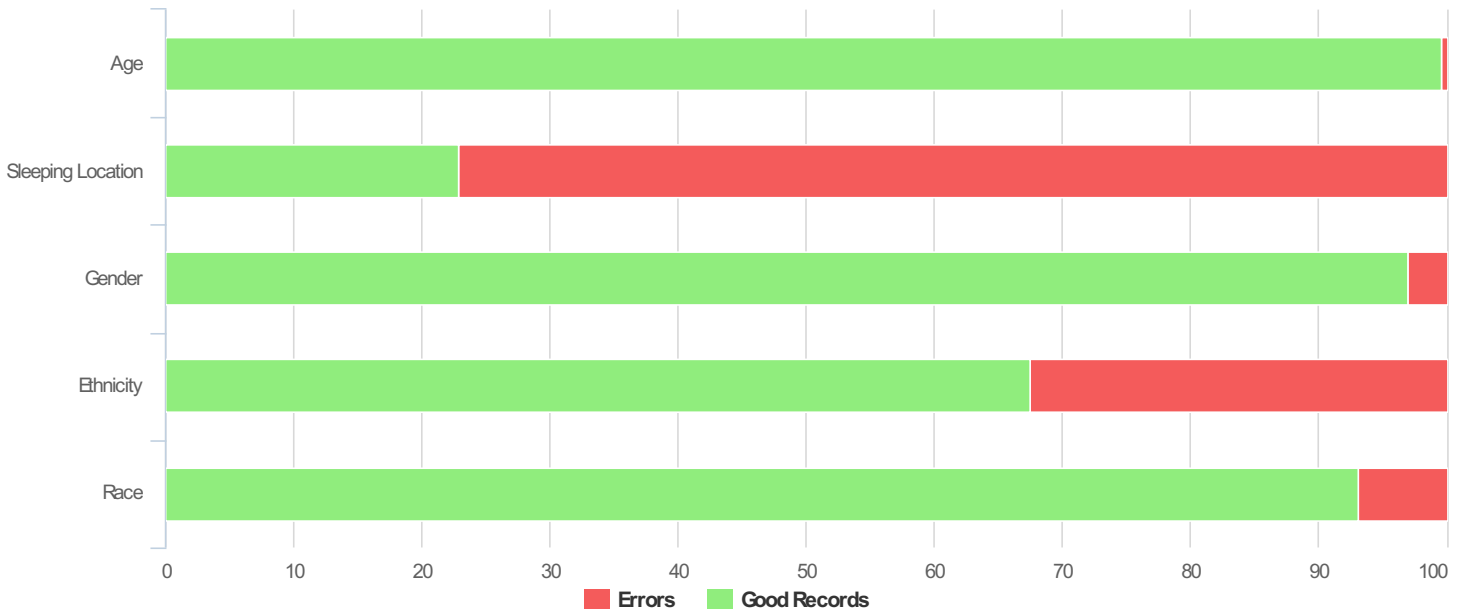


Total Persons	262
Adults (18+)	247
Children (Under 18)	14
Unknown Age	1
Young Adults (18-24)	18
Female	128
Male	126
Transgender	0
Chronically Homeless	28
Veterans	17



## Data Quality Checks

Persons Missing Age Information	1
Persons Missing Sleeping Location	202
Persons Missing Gender	8
Persons Missing Ethnicity	85
Persons Missing Race	18



# All Households

## Households with at Least one Adult and One Child

### Household and Person Breakdown

Total Number of Households	8
Total Number of Persons	18
Number of Children (Under 18)	11
Number of Young Adults (18-24)	1
Number of Adults (25+)	6

### Gender

Female	13
Male	5
Transgender	0
Gender Non-conforming	0

### Ethnicity

Non-Hispanic/Non-Latino	17
Hispanic/Latino	0

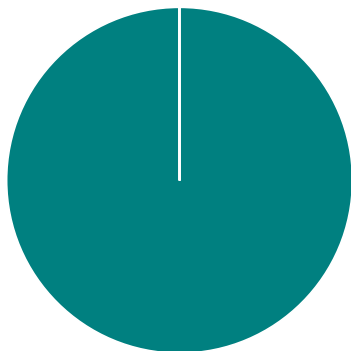
### Race

White	18
Black or African-American	0
Asian	0
American Indian or Alaska Native	0
Native Hawaiian or Other Pacific Islander	0
Multiple	0

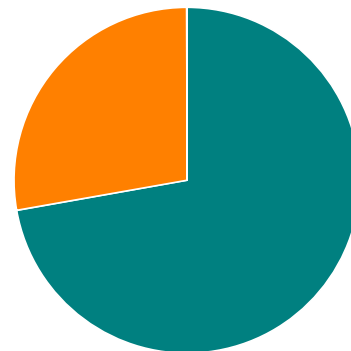
### Chronically Homeless

Total Number of Households	0
Total Number of Persons	0

Race



Gender



■ White
 ■ Black or African American
 ■ Asian
 ■ American Indian
 ■ Native Hawaiian
 ■ Multiple

■ Female
 ■ Male
 ■ Transgender
 ■ Gender Non-conforming

# Households without Children

## Household and Person Breakdown

Total Number of Households	239
Total Number of Persons	240
Number of Young Adults (18-24)	17
Number of Adults (25+)	223

## Gender

Female	113
Male	120
Transgender	0
Gender Non-conforming	0

## Ethnicity

Non-Hispanic/Non-Latino	132
Hispanic/Latino	16

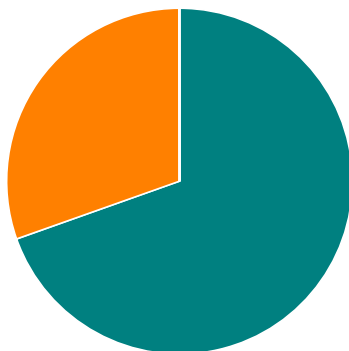
## Race

White	151
Black or African-American	66
Asian	0
American Indian or Alaska Native	0
Native Hawaiian or Other Pacific Islander	0
Multiple	5

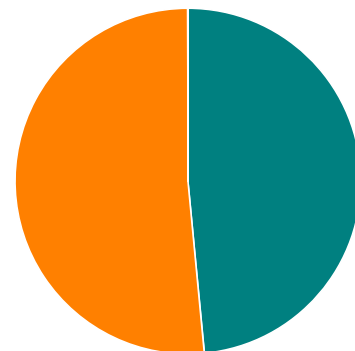
## Chronically Homeless

Total Number of Persons	28
-------------------------	----

Race



Gender



■ White   
 ■ Black or African American   
 ■ Asian  
■ American Indian   
 ■ Native Hawaiian   
 ■ Multiple

■ Female   
 ■ Male   
 ■ Transgender  
■ Gender Non-conforming

# Households with Only Children

## Household and Person Breakdown

Total Number of Households	3
Total Number of Children	3

## Gender

Female	2
Male	1
Transgender	0
Gender Non-conforming	0

## Ethnicity

Non-Hispanic/Non-Latino	0
Hispanic/Latino	0

## Race

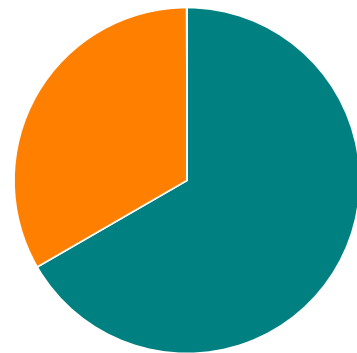
White	0
Black or African-American	0
Asian	0
American Indian or Alaska Native	0
Native Hawaiian or Other Pacific Islander	0
Multiple	0

## Chronically Homeless

Total Number of Persons	0
-------------------------	---

Race

Gender



■ White   
 ■ Black or African American   
 ■ Asian  
■ American Indian   
 ■ Native Hawaiian   
 ■ Multiple

■ Female   
 ■ Male   
 ■ Transgender  
■ Gender Non-conforming

# Veteran Households

## Veteran Households with at Least One Adult and One Child

### Household and Person Breakdown

Total Number of Households	1
Total Number of Persons	2
Total Number of Veterans	1

### Gender

Female	1
Male	1
Transgender	0
Gender Non-conforming	0

### Ethnicity

Non-Hispanic/Non-Latino	2
Hispanic/Latino	0

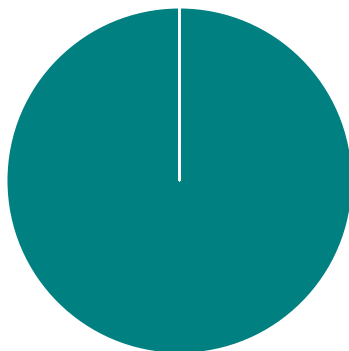
### Race

White	2
Black or African-American	0
Asian	0
American Indian or Alaska Native	0
Native Hawaiian or Other Pacific Islander	0
Multiple	0

### Chronically Homeless

Total Number of Households	0
Total Number of Persons	0

Race



Gender



■ White   
 ■ Black or African American   
 ■ Asian  
■ American Indian   
 ■ Native Hawaiian   
 ■ Multiple

■ Female   
 ■ Male   
 ■ Transgender  
■ Gender Non-conforming

# Veteran Households without Children

## Household and Person Breakdown

Total Number of Households	23
Total Number of Persons	23
Total Number of Veterans	16

## Gender

Female	1
Male	14
Transgender	0
Gender Non-conforming	0

## Ethnicity

Non-Hispanic/Non-Latino	11
Hispanic/Latino	0

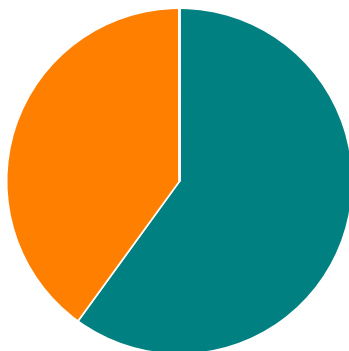
## Race

White	9
Black or African-American	6
Asian	0
American Indian or Alaska Native	0
Native Hawaiian or Other Pacific Islander	0
Multiple	0

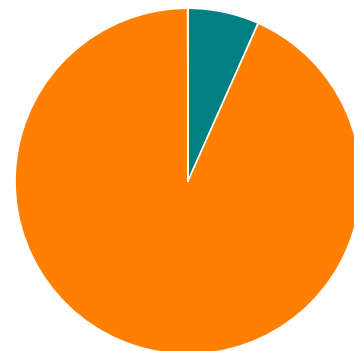
## Chronically Homeless

Total Number of Households	3
Total Number of Persons	3

Race



Gender



■ White   
 ■ Black or African American   
 ■ Asian  
■ American Indian   
 ■ Native Hawaiian   
 ■ Multiple

■ Female   
 ■ Male   
 ■ Transgender  
■ Gender Non-conforming

# Youth Households

## Unaccompanied Youth Households

### Household and Person Breakdown

Total Number of Unaccompanied Youth Households	19
Total Number of Unaccompanied Youth	19
Total Number of Unaccompanied Youth (under age 18)	3
Total Number of Unaccompanied Youth (18 to 24)	16

### Gender

Female	11
Male	8
Transgender	0
Gender Non-conforming	0

### Ethnicity

Non-Hispanic/Non-Latino	5
Hispanic/Latino	2

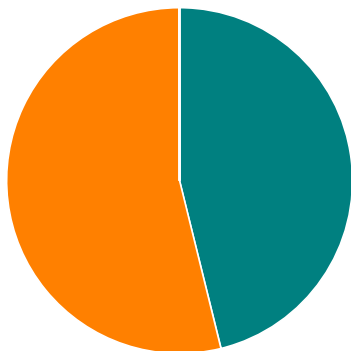
### Race

White	6
Black or African-American	7
Asian	0
American Indian or Alaska Native	0
Native Hawaiian or Other Pacific Islander	0
Multiple	0

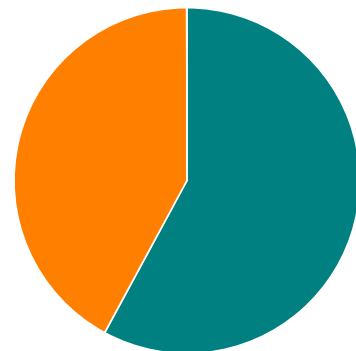
### Chronically Homeless

Total Number of Persons	1
-------------------------	---

Race



Gender



■ White   
 ■ Black or African American   
 ■ Asian  
■ American Indian   
 ■ Native Hawaiian   
 ■ Multiple

■ Female   
 ■ Male   
 ■ Transgender  
■ Gender Non-conforming



# Parenting Youth

## Household and Person Breakdown

Total Number of Parenting Youth Households	1
Total Number of Persons in Parenting Youth Households	2
Total Parenting Youth	1
Total Children in Parenting Youth Households	1
Number of Parenting Youth Under 18	0
Children in Households with Parenting Youth Under 18	0
Number of Parenting Youth 18 to 24	1
Children in Households with Parenting Youth 18 to 24	1

## Gender

Female	1
Male	0
Transgender	0
Gender Non-conforming	0

## Ethnicity

Non-Hispanic/Non-Latino	0
Hispanic/Latino	0

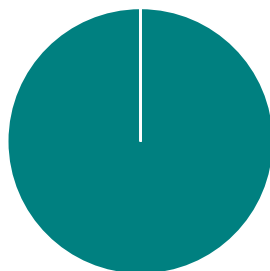
## Race

White	1
Black or African-American	0
Asian	0
American Indian or Alaska Native	0
Native Hawaiian or Other Pacific Islander	0
Multiple	0

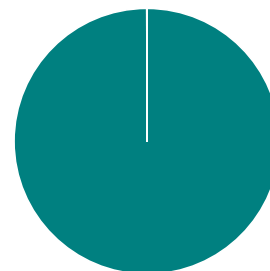
## Chronically Homeless

Total Number of Households	0
Total Number of Persons	0

Race



Gender



■ White 
 ■ Black or African American 
 ■ Asian  
■ American Indian 
 ■ Native Hawaiian 
 ■ Multiple

■ Female 
 ■ Male 
 ■ Transgender  
■ Gender Non-conforming

## Additional Homeless Populations (Adults Only)

Serious Mental Illness	32
Substance Use Disorder	15
HIV/AIDS	4
Survivors of Domestic Violence (optional)	33

