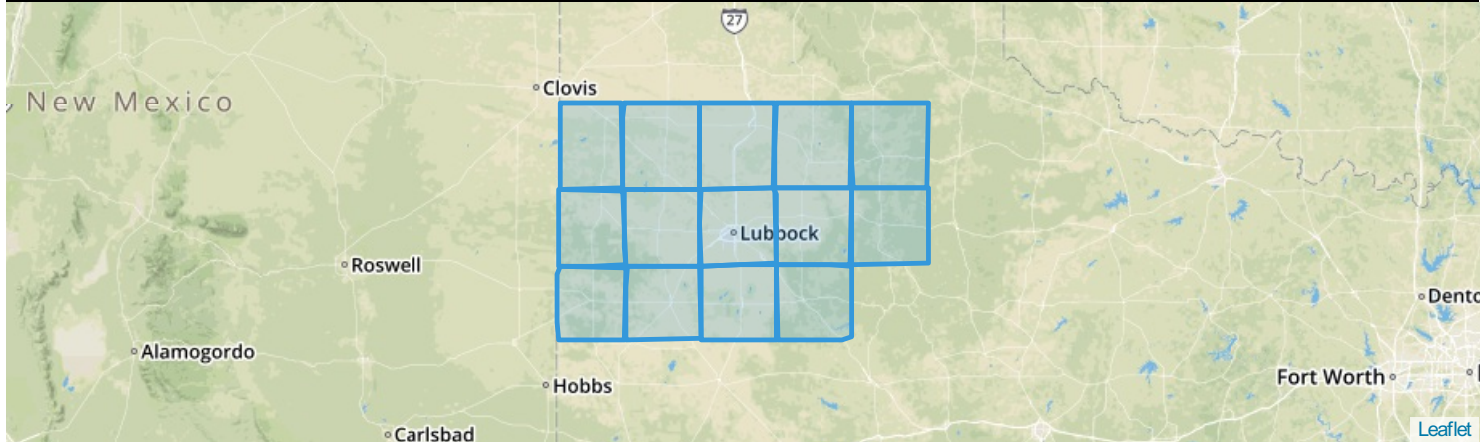
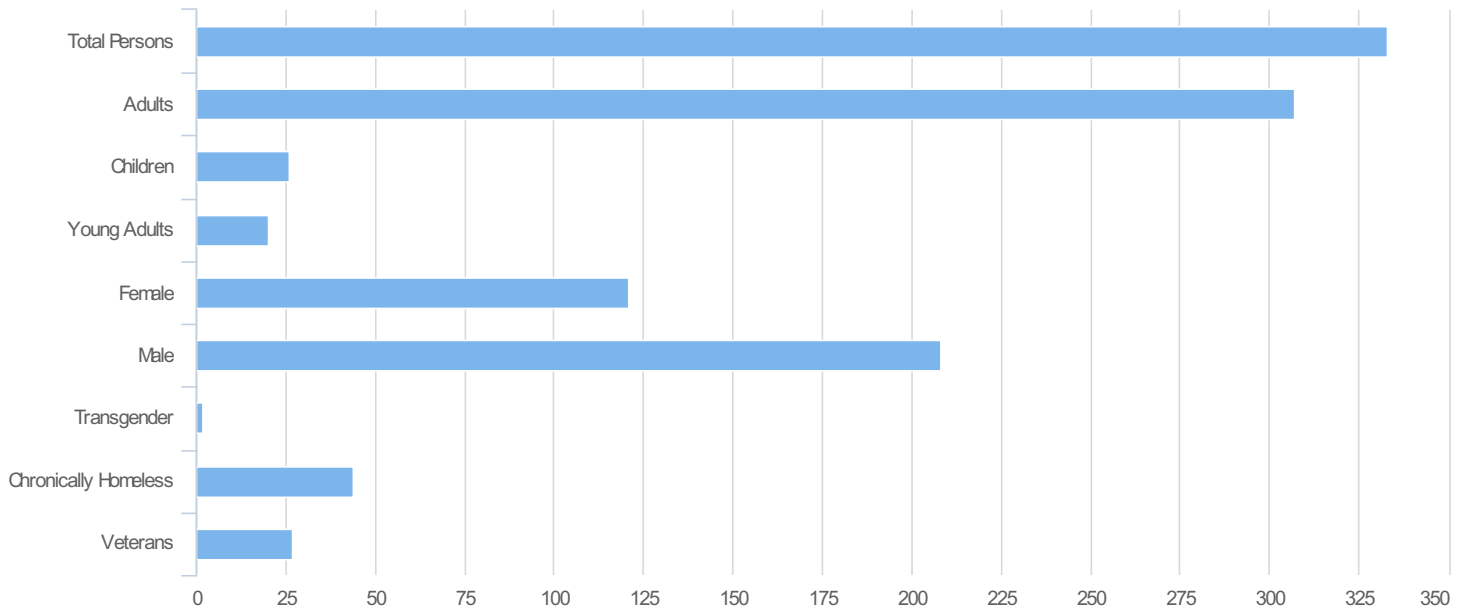


Count:	TXBOS18	Region:	14 regions
Created by:	Blaize-Fiero,Kraig	Created on:	03/20/2018 3:28 PM

Summary

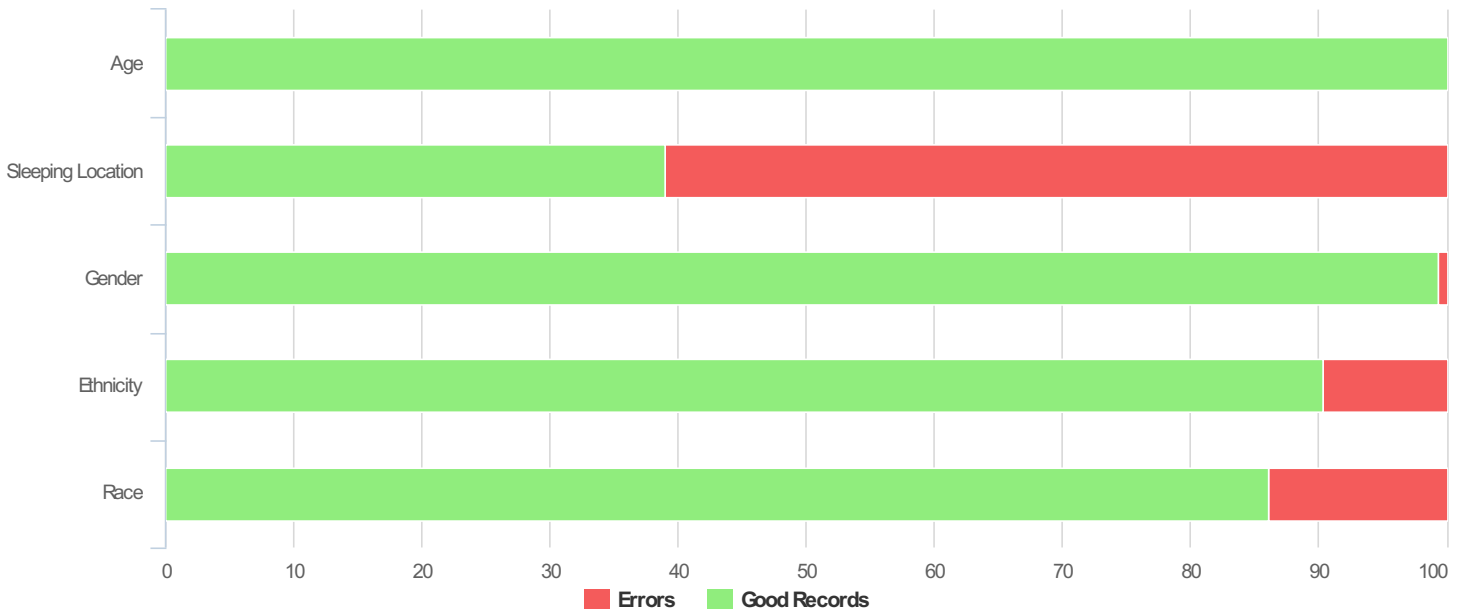


Total Persons	333
Adults (18+)	307
Children (Under 18)	26
Unknown Age	0
Young Adults (18-24)	20
Female	121
Male	208
Transgender	2
Chronically Homeless	44
Veterans	27



Data Quality Checks

Persons Missing Age Information	0
Persons Missing Sleeping Location	203
Persons Missing Gender	2
Persons Missing Ethnicity	32
Persons Missing Race	46



All Households

Households with at Least one Adult and One Child

Household and Person Breakdown

Total Number of Households	20
Total Number of Persons	38
Number of Children (Under 18)	26
Number of Young Adults (18-24)	2
Number of Adults (25+)	10

Gender

Female	22
Male	16
Transgender	0
Gender Non-conforming	0

Ethnicity

Non-Hispanic/Non-Latino	24
Hispanic/Latino	11

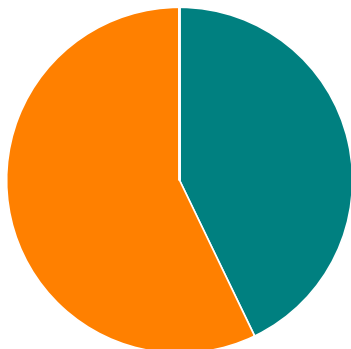
Race

White	12
Black or African-American	16
Asian	0
American Indian or Alaska Native	0
Native Hawaiian or Other Pacific Islander	0
Multiple	10

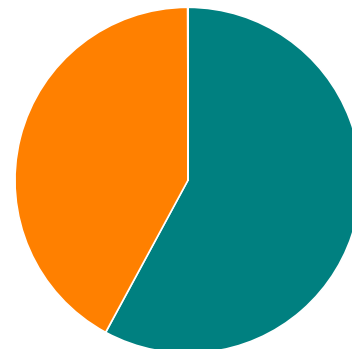
Chronically Homeless

Total Number of Households	0
Total Number of Persons	0

Race



Gender



■ White
 ■ Black or African American
 ■ Asian
 ■ American Indian
 ■ Native Hawaiian
 ■ Multiple

■ Female
 ■ Male
 ■ Transgender
 ■ Gender Non-conforming

Households without Children

Household and Person Breakdown

Total Number of Households	291
Total Number of Persons	295
Number of Young Adults (18-24)	18
Number of Adults (25+)	277

Gender

Female	99
Male	192
Transgender	2
Gender Non-conforming	0

Ethnicity

Non-Hispanic/Non-Latino	158
Hispanic/Latino	108

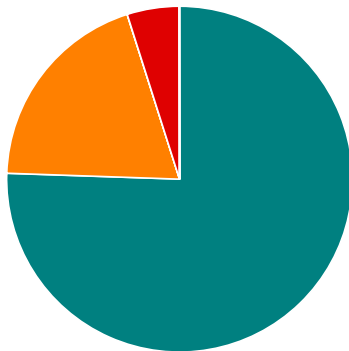
Race

White	170
Black or African-American	44
Asian	0
American Indian or Alaska Native	11
Native Hawaiian or Other Pacific Islander	0
Multiple	16

Chronically Homeless

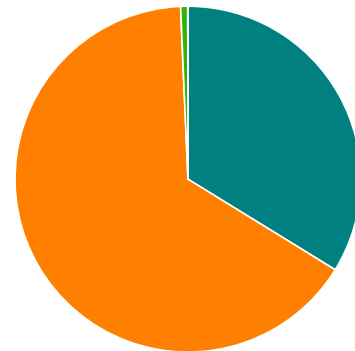
Total Number of Persons	44
-------------------------	----

Race



■ White
 ■ Black or African American
 ■ Asian
■ American Indian
 ■ Native Hawaiian
 ■ Multiple

Gender



■ Female
 ■ Male
 ■ Transgender
■ Gender Non-conforming

Households with Only Children

Household and Person Breakdown

Total Number of Households	0
Total Number of Children	0

Gender

Female	0
Male	0
Transgender	0
Gender Non-conforming	0

Ethnicity

Non-Hispanic/Non-Latino	0
Hispanic/Latino	0

Race

White	0
Black or African-American	0
Asian	0
American Indian or Alaska Native	0
Native Hawaiian or Other Pacific Islander	0
Multiple	0

Chronically Homeless

Total Number of Persons	0
-------------------------	---

Race

Gender

■ White
 ■ Black or African American
 ■ Asian
■ American Indian
 ■ Native Hawaiian
 ■ Multiple

■ Female
 ■ Male
 ■ Transgender
■ Gender Non-conforming

Veteran Households

Veteran Households with at Least One Adult and One Child

Household and Person Breakdown

Total Number of Households	0
Total Number of Persons	0
Total Number of Veterans	0

Gender

Female	0
Male	0
Transgender	0
Gender Non-conforming	0

Ethnicity

Non-Hispanic/Non-Latino	0
Hispanic/Latino	0

Race

White	0
Black or African-American	0
Asian	0
American Indian or Alaska Native	0
Native Hawaiian or Other Pacific Islander	0
Multiple	0

Chronically Homeless

Total Number of Households	0
Total Number of Persons	0

Race

Gender

■ White
 ■ Black or African American
 ■ Asian
■ American Indian
 ■ Native Hawaiian
 ■ Multiple

■ Female
 ■ Male
 ■ Transgender
■ Gender Non-conforming

Veteran Households without Children

Household and Person Breakdown

Total Number of Households	27
Total Number of Persons	28
Total Number of Veterans	27

Gender

Female	1
Male	25
Transgender	0
Gender Non-conforming	0

Ethnicity

Non-Hispanic/Non-Latino	17
Hispanic/Latino	6

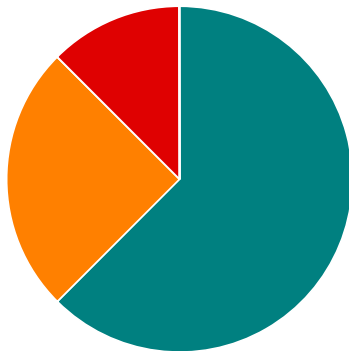
Race

White	15
Black or African-American	6
Asian	0
American Indian or Alaska Native	3
Native Hawaiian or Other Pacific Islander	0
Multiple	1

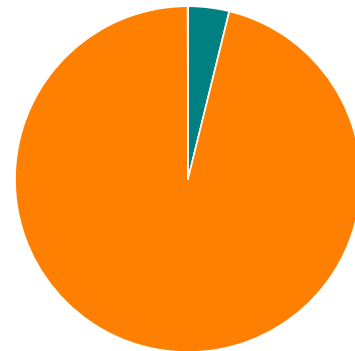
Chronically Homeless

Total Number of Households	10
Total Number of Persons	10

Race



Gender



■ White
 ■ Black or African American
 ■ Asian
■ American Indian
 ■ Native Hawaiian
 ■ Multiple

■ Female
 ■ Male
 ■ Transgender
■ Gender Non-conforming

Youth Households

Unaccompanied Youth Households

Household and Person Breakdown

Total Number of Unaccompanied Youth Households	16
Total Number of Unaccompanied Youth	16
Total Number of Unaccompanied Youth (under age 18)	0
Total Number of Unaccompanied Youth (18 to 24)	16

Gender

Female	7
Male	9
Transgender	0
Gender Non-conforming	0

Ethnicity

Non-Hispanic/Non-Latino	5
Hispanic/Latino	10

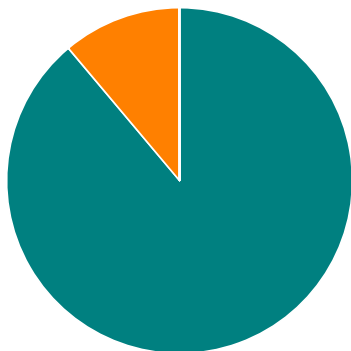
Race

White	8
Black or African-American	1
Asian	0
American Indian or Alaska Native	0
Native Hawaiian or Other Pacific Islander	0
Multiple	2

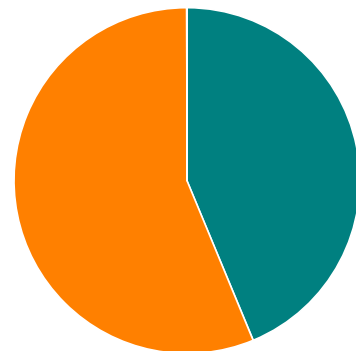
Chronically Homeless

Total Number of Persons	2
-------------------------	---

Race



Gender



■ White
 ■ Black or African American
 ■ Asian
 ■ American Indian
 ■ Native Hawaiian
 ■ Multiple

■ Female
 ■ Male
 ■ Transgender
 ■ Gender Non-conforming

Parenting Youth

Household and Person Breakdown

Total Number of Parenting Youth Households	3
Total Number of Persons in Parenting Youth Households	6
Total Parenting Youth	3
Total Children in Parenting Youth Households	4
Number of Parenting Youth Under 18	1
Children in Households with Parenting Youth Under 18	2
Number of Parenting Youth 18 to 24	2
Children in Households with Parenting Youth 18 to 24	3

Gender

Female	2
Male	1
Transgender	0
Gender Non-conforming	0

Ethnicity

Non-Hispanic/Non-Latino	3
Hispanic/Latino	0

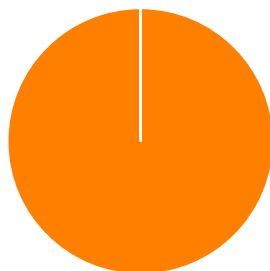
Race

White	0
Black or African-American	3
Asian	0
American Indian or Alaska Native	0
Native Hawaiian or Other Pacific Islander	0
Multiple	0

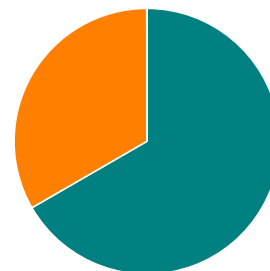
Chronically Homeless

Total Number of Households	0
Total Number of Persons	0

Race



Gender



■ White
 ■ Black or African American
 ■ Asian
 ■ American Indian
 ■ Native Hawaiian
 ■ Multiple

■ Female
 ■ Male
 ■ Transgender
 ■ Gender Non-conforming

Additional Homeless Populations (Adults Only)

Serious Mental Illness	48
Substance Use Disorder	24
HIV/AIDS	3
Survivors of Domestic Violence (optional)	79

