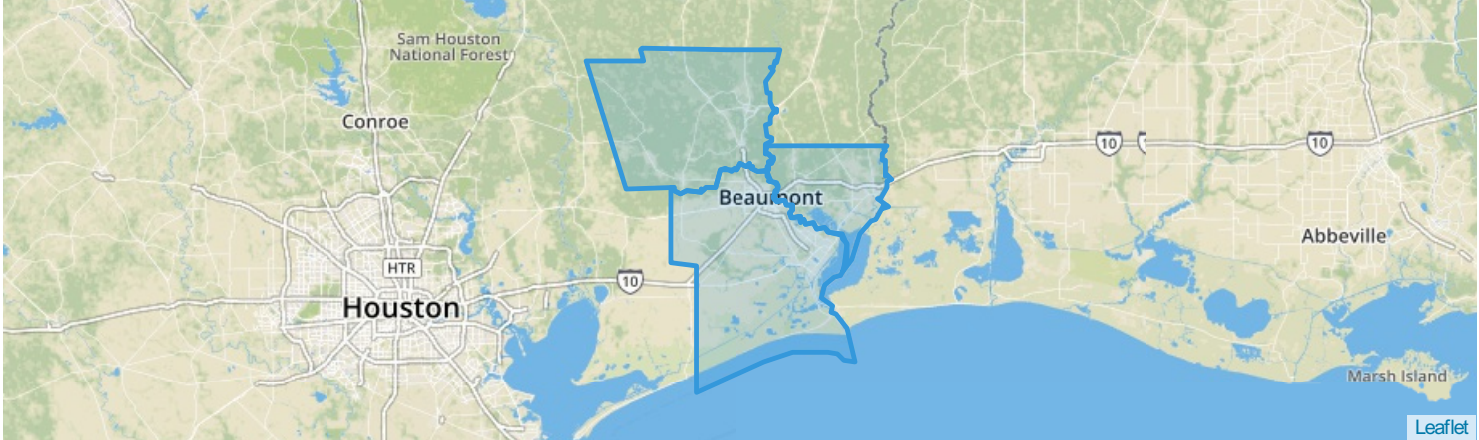
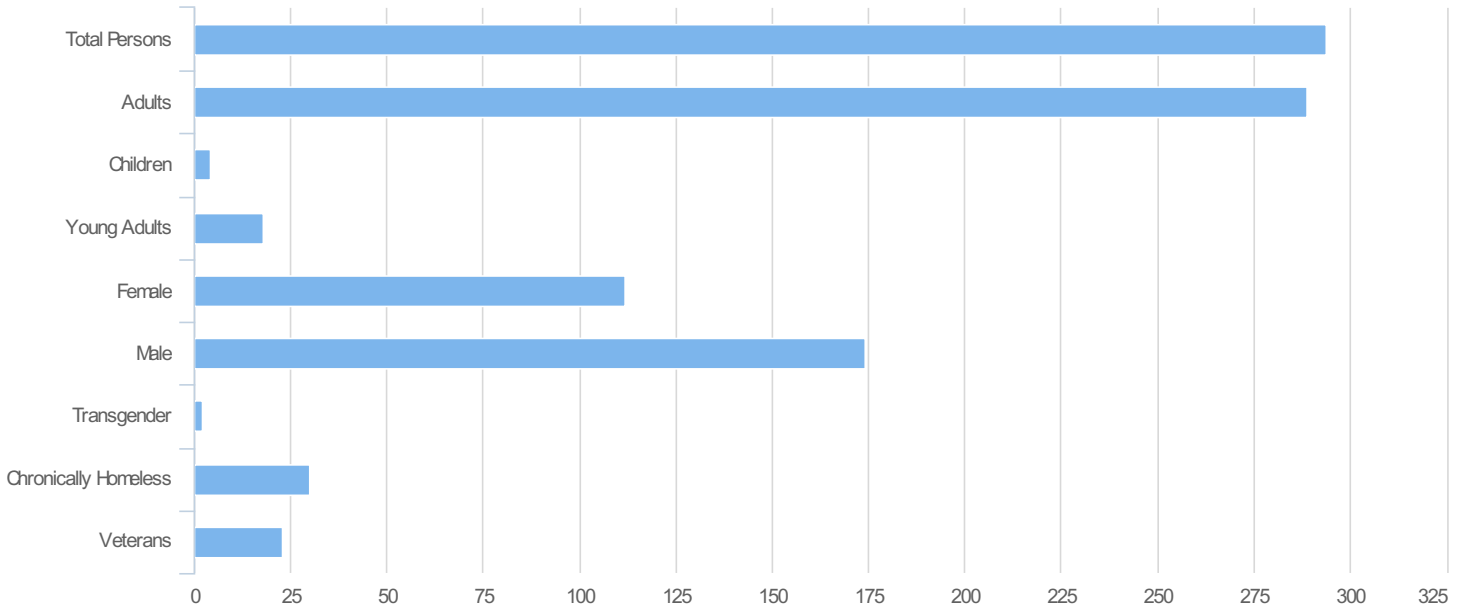


Count:	TXBOS18	Region:	3 regions
Created by:	Blaize-Fiero,Kraig	Created on:	03/20/2018 3:30 PM

Summary

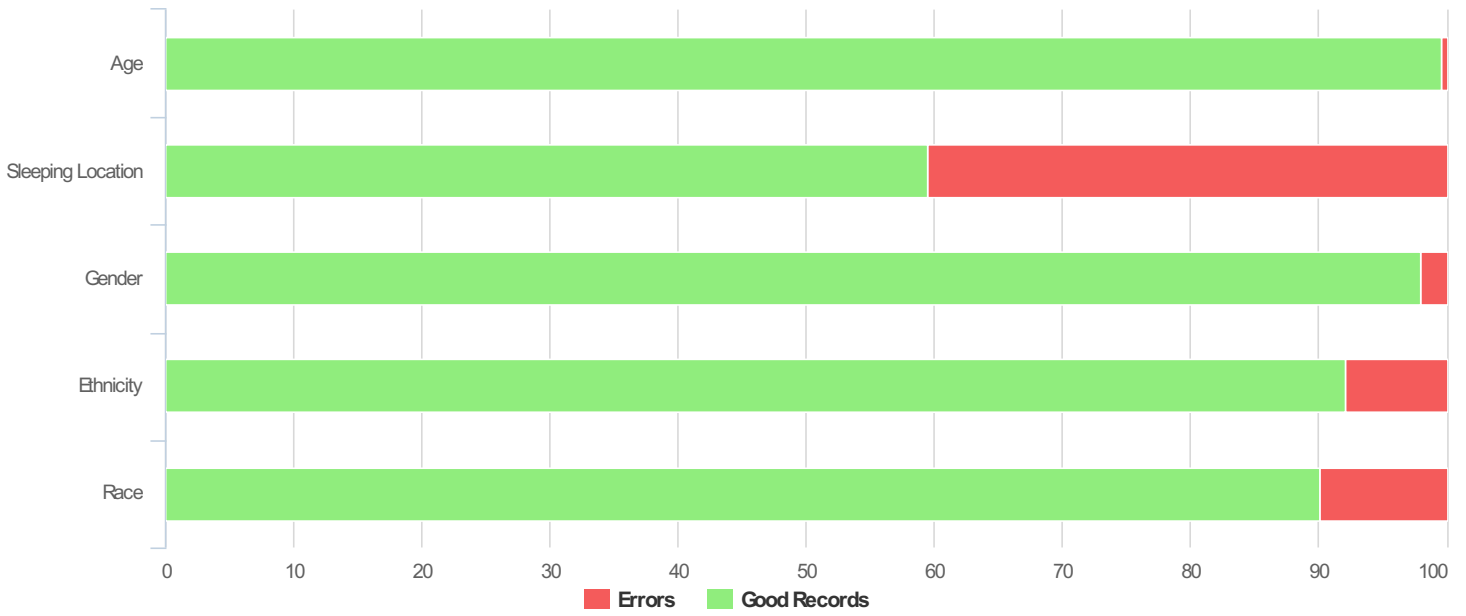


Total Persons	294
Adults (18+)	289
Children (Under 18)	4
Unknown Age	1
Young Adults (18-24)	18
Female	112
Male	174
Transgender	2
Chronically Homeless	30
Veterans	23



Data Quality Checks

Persons Missing Age Information	1
Persons Missing Sleeping Location	119
Persons Missing Gender	6
Persons Missing Ethnicity	23
Persons Missing Race	29



All Households

Households with at Least one Adult and One Child

Household and Person Breakdown

Total Number of Households	2
Total Number of Persons	4
Number of Children (Under 18)	2
Number of Young Adults (18-24)	0
Number of Adults (25+)	2

Gender

Female	3
Male	1
Transgender	0
Gender Non-conforming	0

Ethnicity

Non-Hispanic/Non-Latino	3
Hispanic/Latino	0

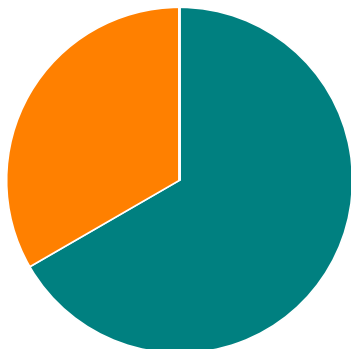
Race

White	2
Black or African-American	1
Asian	0
American Indian or Alaska Native	0
Native Hawaiian or Other Pacific Islander	0
Multiple	0

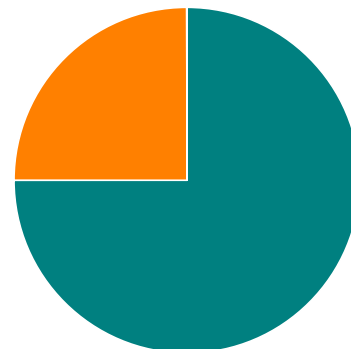
Chronically Homeless

Total Number of Households	0
Total Number of Persons	0

Race



Gender



■ White
 ■ Black or African American
 ■ Asian
■ American Indian
 ■ Native Hawaiian
 ■ Multiple

■ Female
 ■ Male
 ■ Transgender
■ Gender Non-conforming

Households without Children

Household and Person Breakdown

Total Number of Households	235
Total Number of Persons	286
Number of Young Adults (18-24)	18
Number of Adults (25+)	268

Gender

Female	108
Male	171
Transgender	2
Gender Non-conforming	0

Ethnicity

Non-Hispanic/Non-Latino	228
Hispanic/Latino	32

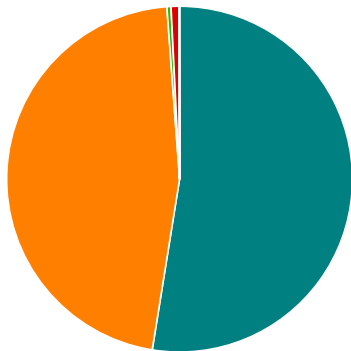
Race

White	135
Black or African-American	119
Asian	1
American Indian or Alaska Native	2
Native Hawaiian or Other Pacific Islander	0
Multiple	2

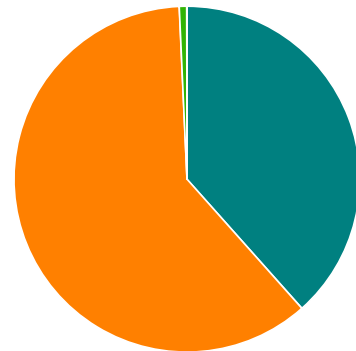
Chronically Homeless

Total Number of Persons	30
-------------------------	----

Race



Gender



■ White
 ■ Black or African American
 ■ Asian
■ American Indian
 ■ Native Hawaiian
 ■ Multiple

■ Female
 ■ Male
 ■ Transgender
■ Gender Non-conforming

Households with Only Children

Household and Person Breakdown

Total Number of Households	2
Total Number of Children	2

Gender

Female	1
Male	1
Transgender	0
Gender Non-conforming	0

Ethnicity

Non-Hispanic/Non-Latino	2
Hispanic/Latino	0

Race

White	1
Black or African-American	1
Asian	0
American Indian or Alaska Native	0
Native Hawaiian or Other Pacific Islander	0
Multiple	0

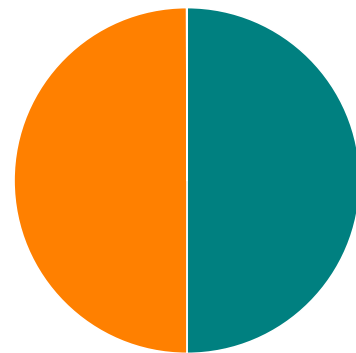
Chronically Homeless

Total Number of Persons	0
-------------------------	---

Race



Gender



■ White
 ■ Black or African American
 ■ Asian
■ American Indian
 ■ Native Hawaiian
 ■ Multiple

■ Female
 ■ Male
 ■ Transgender
■ Gender Non-conforming

Veteran Households

Veteran Households with at Least One Adult and One Child

Household and Person Breakdown

Total Number of Households	0
Total Number of Persons	0
Total Number of Veterans	0

Gender

Female	0
Male	0
Transgender	0
Gender Non-conforming	0

Ethnicity

Non-Hispanic/Non-Latino	0
Hispanic/Latino	0

Race

White	0
Black or African-American	0
Asian	0
American Indian or Alaska Native	0
Native Hawaiian or Other Pacific Islander	0
Multiple	0

Chronically Homeless

Total Number of Households	0
Total Number of Persons	0

Race

Gender

■ White
 ■ Black or African American
 ■ Asian
■ American Indian
 ■ Native Hawaiian
 ■ Multiple

■ Female
 ■ Male
 ■ Transgender
■ Gender Non-conforming

Veteran Households without Children

Household and Person Breakdown

Total Number of Households	22
Total Number of Persons	23
Total Number of Veterans	23

Gender

Female	3
Male	20
Transgender	0
Gender Non-conforming	0

Ethnicity

Non-Hispanic/Non-Latino	19
Hispanic/Latino	2

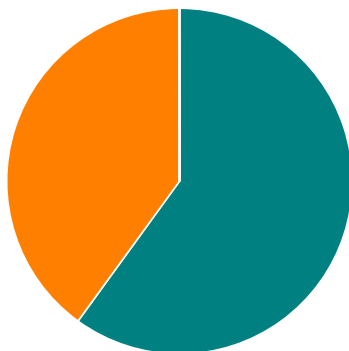
Race

White	12
Black or African-American	8
Asian	0
American Indian or Alaska Native	0
Native Hawaiian or Other Pacific Islander	0
Multiple	1

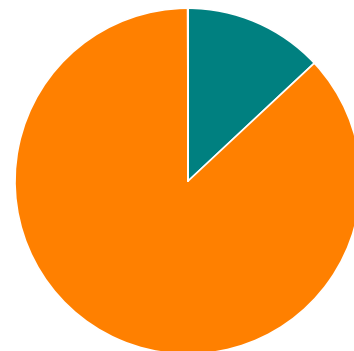
Chronically Homeless

Total Number of Households	6
Total Number of Persons	6

Race



Gender



■ White
 ■ Black or African American
 ■ Asian
■ American Indian
 ■ Native Hawaiian
 ■ Multiple

■ Female
 ■ Male
 ■ Transgender
■ Gender Non-conforming

Youth Households

Unaccompanied Youth Households

Household and Person Breakdown

Total Number of Unaccompanied Youth Households	15
Total Number of Unaccompanied Youth	16
Total Number of Unaccompanied Youth (under age 18)	2
Total Number of Unaccompanied Youth (18 to 24)	14

Gender

Female	9
Male	7
Transgender	0
Gender Non-conforming	0

Ethnicity

Non-Hispanic/Non-Latino	13
Hispanic/Latino	1

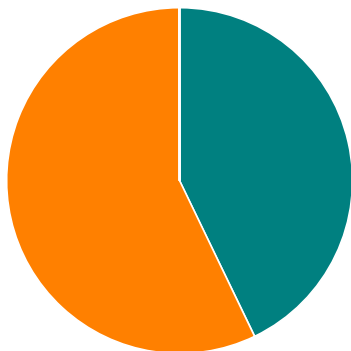
Race

White	6
Black or African-American	8
Asian	0
American Indian or Alaska Native	0
Native Hawaiian or Other Pacific Islander	0
Multiple	0

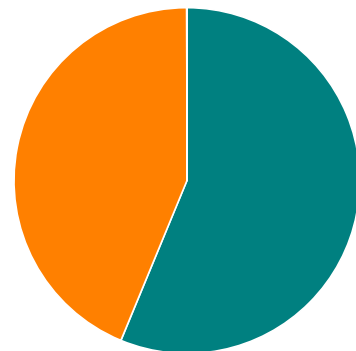
Chronically Homeless

Total Number of Persons	1
-------------------------	---

Race



Gender



■ White
 ■ Black or African American
 ■ Asian
■ American Indian
 ■ Native Hawaiian
 ■ Multiple

■ Female
 ■ Male
 ■ Transgender
■ Gender Non-conforming

Parenting Youth

Household and Person Breakdown

Total Number of Parenting Youth Households	2
Total Number of Persons in Parenting Youth Households	4
Total Parenting Youth	2
Total Children in Parenting Youth Households	0
Number of Parenting Youth Under 18	0
Children in Households with Parenting Youth Under 18	0
Number of Parenting Youth 18 to 24	2
Children in Households with Parenting Youth 18 to 24	2

Gender

Female	2
Male	0
Transgender	0
Gender Non-conforming	0

Ethnicity

Non-Hispanic/Non-Latino	2
Hispanic/Latino	0

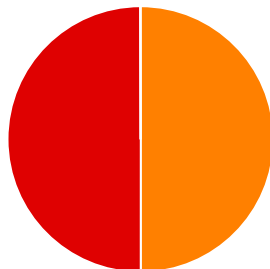
Race

White	0
Black or African-American	1
Asian	0
American Indian or Alaska Native	1
Native Hawaiian or Other Pacific Islander	0
Multiple	0

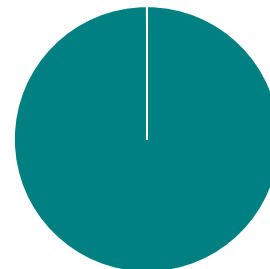
Chronically Homeless

Total Number of Households	0
Total Number of Persons	0

Race



Gender



■ White
 ■ Black or African American
 ■ Asian
■ American Indian
 ■ Native Hawaiian
 ■ Multiple

■ Female
 ■ Male
 ■ Transgender
■ Gender Non-conforming

Additional Homeless Populations (Adults Only)

Serious Mental Illness	27
Substance Use Disorder	8
HIV/AIDS	3
Survivors of Domestic Violence (optional)	35

