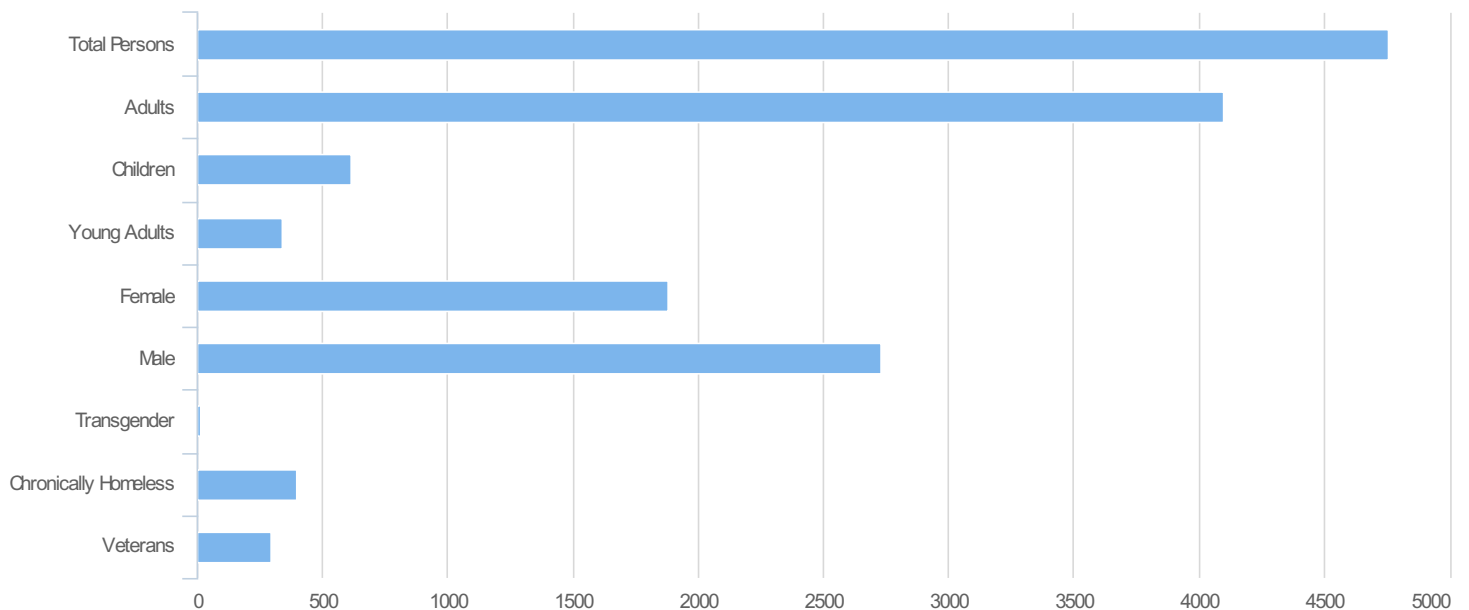


Count:	TXBOS18	Region:	All Regions
Created by:	Zakoor,Kristin	Created on:	05/07/2018 12:58 PM

Summary

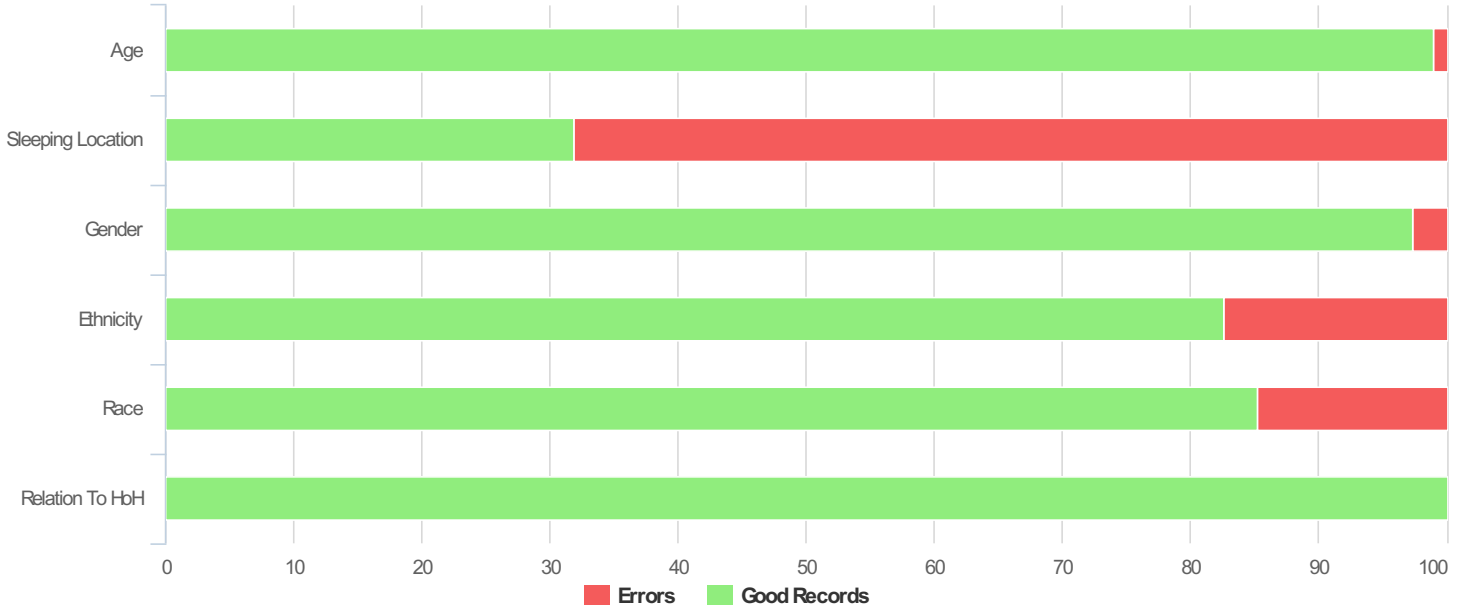


Total Persons	4757
Adults (18+)	4099
Children (Under 18)	612
Unknown Age	46
Young Adults (18-24)	337
Female	1882
Male	2728
Transgender	10
Chronically Homeless	398
Veterans	297



Data Quality Checks

Persons Missing Age Information	46
Persons Missing Sleeping Location	3238
Persons Missing Gender	122
Persons Missing Ethnicity	824
Persons Missing Race	699
Persons Missing Relation to HoH	0



All Households

Households with at Least one Adult and One Child

Household and Person Breakdown

Total Number of Households	275
Total Number of Persons	898
Number of Children (Under 18)	581
Number of Young Adults (18-24)	49
Number of Adults (25+)	268

Gender

Female	558
Male	321
Transgender	1
Gender Non-conforming	0

Ethnicity

Non-Hispanic/Non-Latino	472
Hispanic/Latino	297

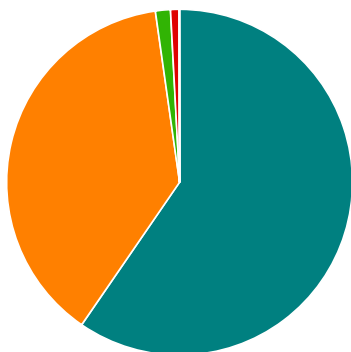
Race

White	426
Black or African-American	273
Asian	10
American Indian or Alaska Native	6
Native Hawaiian or Other Pacific Islander	0
Multiple	42

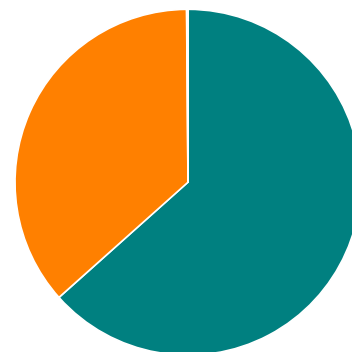
Chronically Homeless

Total Number of Households	1
Total Number of Persons	3

Race



Gender



■ White
 ■ Black or African American
 ■ Asian
■ American Indian
 ■ Native Hawaiian
 ■ Multiple

■ Female
 ■ Male
 ■ Transgender
■ Gender Non-conforming

Households without Children

Household and Person Breakdown

Total Number of Households	3626
Total Number of Persons	3774
Number of Young Adults (18-24)	287
Number of Adults (25+)	3487

Gender

Female	1290
Male	2378
Transgender	9
Gender Non-conforming	3

Ethnicity

Non-Hispanic/Non-Latino	2037
Hispanic/Latino	1013

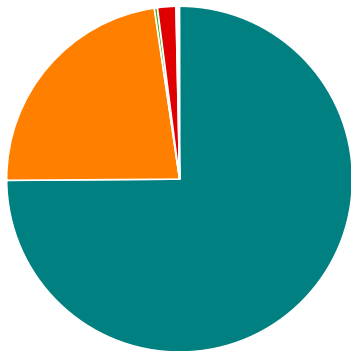
Race

White	2309
Black or African-American	702
Asian	9
American Indian or Alaska Native	53
Native Hawaiian or Other Pacific Islander	5
Multiple	91

Chronically Homeless

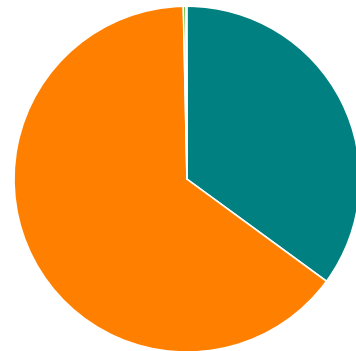
Total Number of Persons	393
-------------------------	-----

Race



■ White
 ■ Black or African American
 ■ Asian
■ American Indian
 ■ Native Hawaiian
 ■ Multiple

Gender



■ Female
 ■ Male
 ■ Transgender
■ Gender Non-conforming

Households with Only Children

Household and Person Breakdown

Total Number of Households	19
Total Number of Children	25

Gender

Female	14
Male	10
Transgender	0
Gender Non-conforming	0

Ethnicity

Non-Hispanic/Non-Latino	9
Hispanic/Latino	12

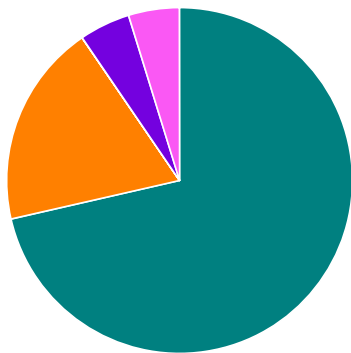
Race

White	15
Black or African-American	4
Asian	0
American Indian or Alaska Native	0
Native Hawaiian or Other Pacific Islander	1
Multiple	1

Chronically Homeless

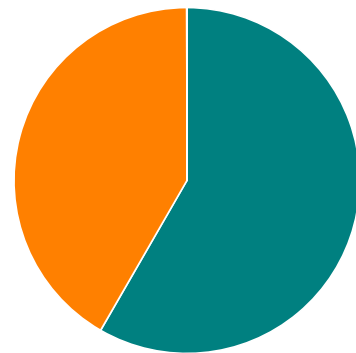
Total Number of Persons	0
-------------------------	---

Race



■ White
 ■ Black or African American
 ■ Asian
■ American Indian
 ■ Native Hawaiian
 ■ Multiple

Gender



■ Female
 ■ Male
 ■ Transgender
■ Gender Non-conforming

Veteran Households

Veteran Households with at Least One Adult and One Child

Household and Person Breakdown

Total Number of Households	8
Total Number of Persons	24
Total Number of Veterans	8

Gender

Female	5
Male	3
Transgender	0
Gender Non-conforming	0

Ethnicity

Non-Hispanic/Non-Latino	7
Hispanic/Latino	0

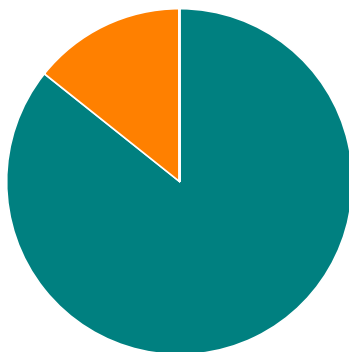
Race

White	6
Black or African-American	1
Asian	0
American Indian or Alaska Native	0
Native Hawaiian or Other Pacific Islander	0
Multiple	0

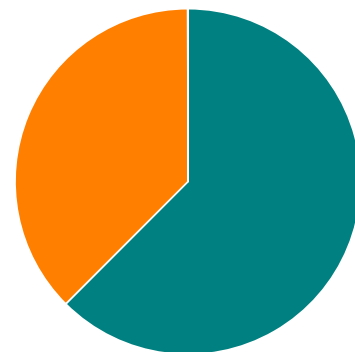
Chronically Homeless

Total Number of Households	0
Total Number of Persons	0

Race



Gender



■ White
 ■ Black or African American
 ■ Asian
■ American Indian
 ■ Native Hawaiian
 ■ Multiple

■ Female
 ■ Male
 ■ Transgender
■ Gender Non-conforming

Veteran Households without Children

Household and Person Breakdown

Total Number of Households	284
Total Number of Persons	297
Total Number of Veterans	285

Gender

Female	19
Male	257
Transgender	0
Gender Non-conforming	0

Ethnicity

Non-Hispanic/Non-Latino	200
Hispanic/Latino	58

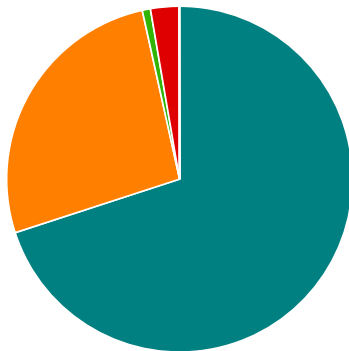
Race

White	182
Black or African-American	69
Asian	2
American Indian or Alaska Native	7
Native Hawaiian or Other Pacific Islander	0
Multiple	7

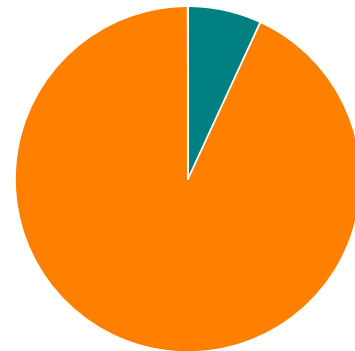
Chronically Homeless

Total Number of Households	54
Total Number of Persons	61

Race



Gender



■ White
 ■ Black or African American
 ■ Asian
■ American Indian
 ■ Native Hawaiian
 ■ Multiple

■ Female
 ■ Male
 ■ Transgender
■ Gender Non-conforming

Youth Households

Unaccompanied Youth Households

Household and Person Breakdown

Total Number of Unaccompanied Youth Households	287
Total Number of Unaccompanied Youth	297
Total Number of Unaccompanied Youth (under age 18)	23
Total Number of Unaccompanied Youth (18 to 24)	274

Gender

Female	119
Male	170
Transgender	1
Gender Non-conforming	1

Ethnicity

Non-Hispanic/Non-Latino	140
Hispanic/Latino	113

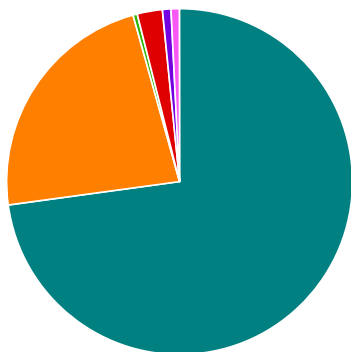
Race

White	185
Black or African-American	58
Asian	1
American Indian or Alaska Native	6
Native Hawaiian or Other Pacific Islander	2
Multiple	9

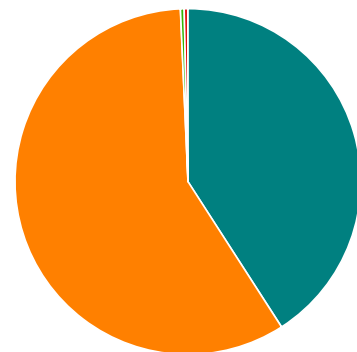
Chronically Homeless

Total Number of Persons	19
-------------------------	----

Race



Gender



■ White
 ■ Black or African American
 ■ Asian
■ American Indian
 ■ Native Hawaiian
 ■ Multiple

■ Female
 ■ Male
 ■ Transgender
■ Gender Non-conforming

Parenting Youth

Household and Person Breakdown

Total Number of Parenting Youth Households	40
Total Number of Persons in Parenting Youth Households	120
Total Parenting Youth	41
Total Children in Parenting Youth Households	78
Number of Parenting Youth Under 18	0
Children in Households with Parenting Youth Under 18	0
Number of Parenting Youth 18 to 24	38
Children in Households with Parenting Youth 18 to 24	68

Gender

Female	36
Male	4
Transgender	0
Gender Non-conforming	0

Ethnicity

Non-Hispanic/Non-Latino	22
Hispanic/Latino	13

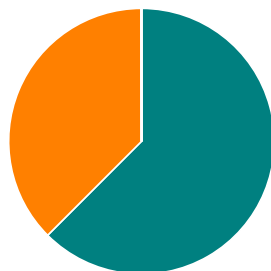
Race

White	20
Black or African-American	12
Asian	0
American Indian or Alaska Native	0
Native Hawaiian or Other Pacific Islander	0
Multiple	2

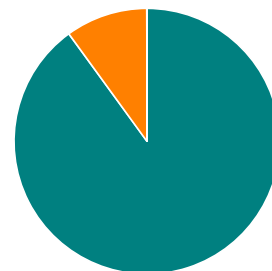
Chronically Homeless

Total Number of Households	0
Total Number of Persons	0

Race



Gender



■ White
 ■ Black or African American
 ■ Asian
 ■ American Indian
 ■ Native Hawaiian
 ■ Multiple

■ Female
 ■ Male
 ■ Transgender
 ■ Gender Non-conforming

Additional Homeless Populations (Adults Only)

Serious Mental Illness	442
Substance Use Disorder	207
HIV/AIDS	35
Survivors of Domestic Violence (optional)	526

