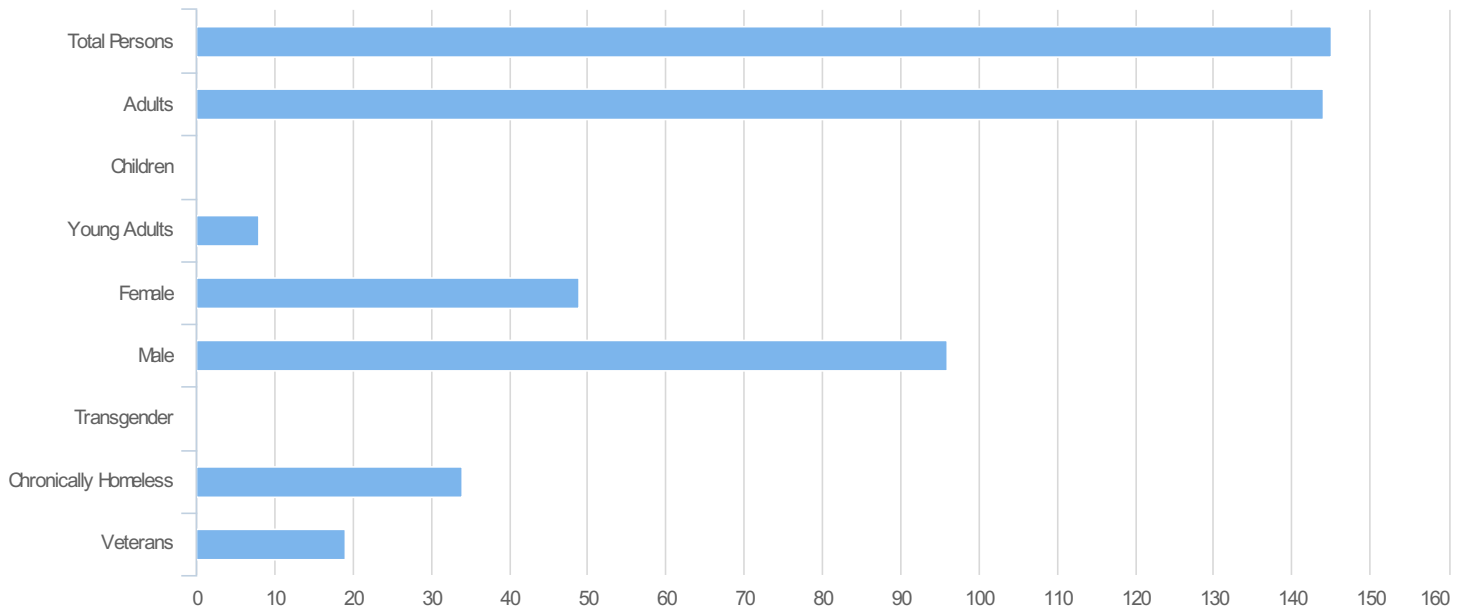


Count:	<b>TXBOS18</b>	Region:	<b>2 regions</b>
Created by:	<b>Blaize-Fiero,Kraig</b>	Created on:	<b>03/20/2018 3:31 PM</b>

## Summary

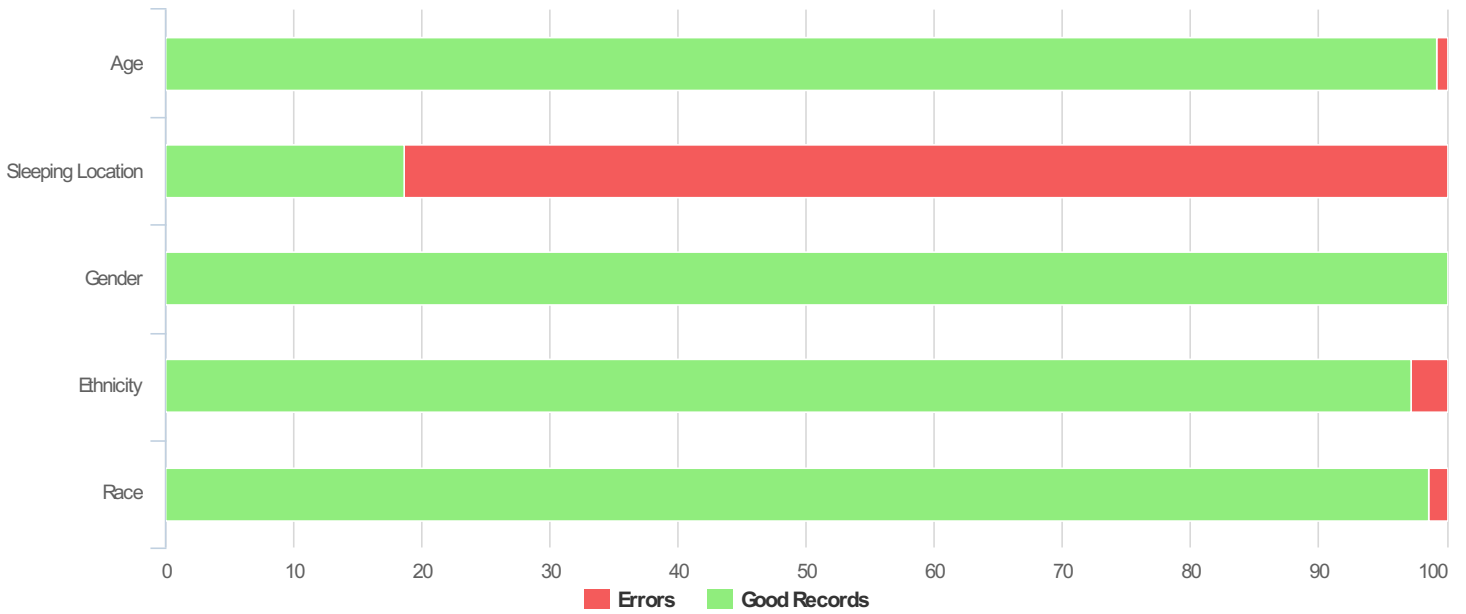


Total Persons	145
Adults (18+)	144
Children (Under 18)	0
Unknown Age	1
Young Adults (18-24)	8
Female	49
Male	96
Transgender	0
Chronically Homeless	34
Veterans	19



## Data Quality Checks

Persons Missing Age Information	1
Persons Missing Sleeping Location	118
Persons Missing Gender	0
Persons Missing Ethnicity	4
Persons Missing Race	2



# All Households

## Households with at Least one Adult and One Child

### Household and Person Breakdown

Total Number of Households	0
Total Number of Persons	0
Number of Children (Under 18)	0
Number of Young Adults (18-24)	0
Number of Adults (25+)	0

### Gender

Female	0
Male	0
Transgender	0
Gender Non-conforming	0

### Ethnicity

Non-Hispanic/Non-Latino	0
Hispanic/Latino	0

### Race

White	0
Black or African-American	0
Asian	0
American Indian or Alaska Native	0
Native Hawaiian or Other Pacific Islander	0
Multiple	0

### Chronically Homeless

Total Number of Households	0
Total Number of Persons	0

Race

Gender

■ White   
 ■ Black or African American   
 ■ Asian  
■ American Indian   
 ■ Native Hawaiian   
 ■ Multiple

■ Female   
 ■ Male   
 ■ Transgender  
■ Gender Non-conforming

# Households without Children

## Household and Person Breakdown

Total Number of Households	142
Total Number of Persons	144
Number of Young Adults (18-24)	8
Number of Adults (25+)	136

## Gender

Female	48
Male	96
Transgender	0
Gender Non-conforming	0

## Ethnicity

Non-Hispanic/Non-Latino	129
Hispanic/Latino	10

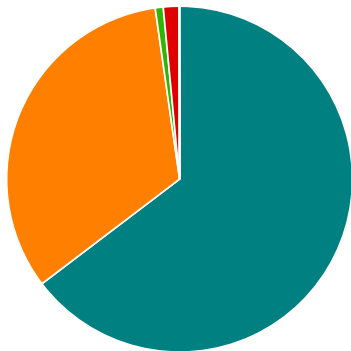
## Race

White	86
Black or African-American	44
Asian	1
American Indian or Alaska Native	2
Native Hawaiian or Other Pacific Islander	0
Multiple	8

## Chronically Homeless

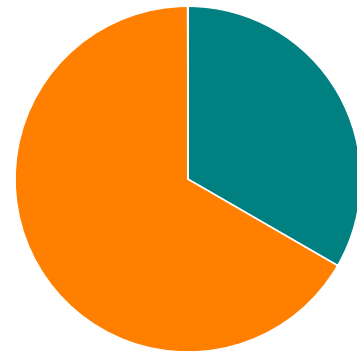
Total Number of Persons	34
-------------------------	----

Race



■ White   
 ■ Black or African American   
 ■ Asian  
■ American Indian   
 ■ Native Hawaiian   
 ■ Multiple

Gender



■ Female   
 ■ Male   
 ■ Transgender  
■ Gender Non-conforming

# Households with Only Children

## Household and Person Breakdown

Total Number of Households	0
Total Number of Children	0

## Gender

Female	0
Male	0
Transgender	0
Gender Non-conforming	0

## Ethnicity

Non-Hispanic/Non-Latino	0
Hispanic/Latino	0

## Race

White	0
Black or African-American	0
Asian	0
American Indian or Alaska Native	0
Native Hawaiian or Other Pacific Islander	0
Multiple	0

## Chronically Homeless

Total Number of Persons	0
-------------------------	---

Race

Gender

■ White   
 ■ Black or African American   
 ■ Asian  
■ American Indian   
 ■ Native Hawaiian   
 ■ Multiple

■ Female   
 ■ Male   
 ■ Transgender  
■ Gender Non-conforming

# Veteran Households

## Veteran Households with at Least One Adult and One Child

### Household and Person Breakdown

Total Number of Households	0
Total Number of Persons	0
Total Number of Veterans	0

### Gender

Female	0
Male	0
Transgender	0
Gender Non-conforming	0

### Ethnicity

Non-Hispanic/Non-Latino	0
Hispanic/Latino	0

### Race

White	0
Black or African-American	0
Asian	0
American Indian or Alaska Native	0
Native Hawaiian or Other Pacific Islander	0
Multiple	0

### Chronically Homeless

Total Number of Households	0
Total Number of Persons	0

Race

Gender

■ White   
 ■ Black or African American   
 ■ Asian  
■ American Indian   
 ■ Native Hawaiian   
 ■ Multiple

■ Female   
 ■ Male   
 ■ Transgender  
■ Gender Non-conforming

# Veteran Households without Children

## Household and Person Breakdown

Total Number of Households	19
Total Number of Persons	20
Total Number of Veterans	19

## Gender

Female	2
Male	17
Transgender	0
Gender Non-conforming	0

## Ethnicity

Non-Hispanic/Non-Latino	17
Hispanic/Latino	1

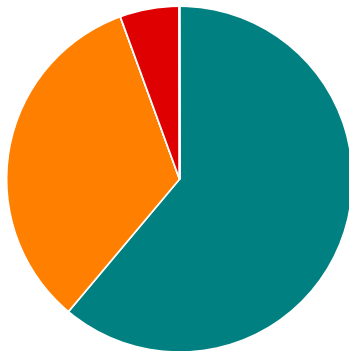
## Race

White	11
Black or African-American	6
Asian	0
American Indian or Alaska Native	1
Native Hawaiian or Other Pacific Islander	0
Multiple	1

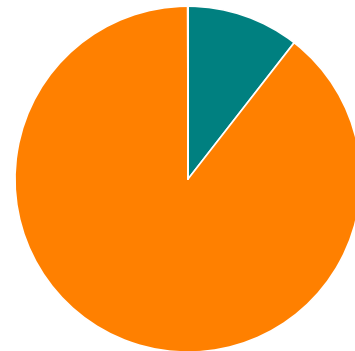
## Chronically Homeless

Total Number of Households	6
Total Number of Persons	6

Race



Gender



■ White   
 ■ Black or African American   
 ■ Asian  
■ American Indian   
 ■ Native Hawaiian   
 ■ Multiple

■ Female   
 ■ Male   
 ■ Transgender  
■ Gender Non-conforming

# Youth Households

## Unaccompanied Youth Households

### Household and Person Breakdown

Total Number of Unaccompanied Youth Households	8
Total Number of Unaccompanied Youth	8
Total Number of Unaccompanied Youth (under age 18)	0
Total Number of Unaccompanied Youth (18 to 24)	8

### Gender

Female	3
Male	5
Transgender	0
Gender Non-conforming	0

### Ethnicity

Non-Hispanic/Non-Latino	6
Hispanic/Latino	1

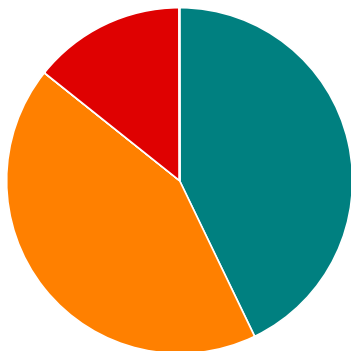
### Race

White	3
Black or African-American	3
Asian	0
American Indian or Alaska Native	1
Native Hawaiian or Other Pacific Islander	0
Multiple	1

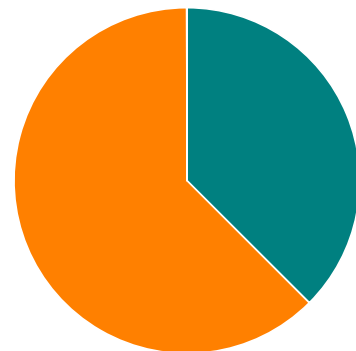
### Chronically Homeless

Total Number of Persons	2
-------------------------	---

Race



Gender



■ White   
 ■ Black or African American   
 ■ Asian  
■ American Indian   
 ■ Native Hawaiian   
 ■ Multiple

■ Female   
 ■ Male   
 ■ Transgender  
■ Gender Non-conforming



# Parenting Youth

## Household and Person Breakdown

Total Number of Parenting Youth Households	0
Total Number of Persons in Parenting Youth Households	0
Total Parenting Youth	0
Total Children in Parenting Youth Households	0
Number of Parenting Youth Under 18	0
Children in Households with Parenting Youth Under 18	0
Number of Parenting Youth 18 to 24	0
Children in Households with Parenting Youth 18 to 24	0

## Gender

Female	0
Male	0
Transgender	0
Gender Non-conforming	0

## Ethnicity

Non-Hispanic/Non-Latino	0
Hispanic/Latino	0

## Race

White	0
Black or African-American	0
Asian	0
American Indian or Alaska Native	0
Native Hawaiian or Other Pacific Islander	0
Multiple	0

## Chronically Homeless

Total Number of Households	0
Total Number of Persons	0

Race

Gender

■ White   
 ■ Black or African American   
 ■ Asian  
■ American Indian   
 ■ Native Hawaiian   
 ■ Multiple

■ Female   
 ■ Male   
 ■ Transgender  
■ Gender Non-conforming

# Additional Homeless Populations (Adults Only)

Serious Mental Illness	29
Substance Use Disorder	10
HIV/AIDS	2
Survivors of Domestic Violence (optional)	11

