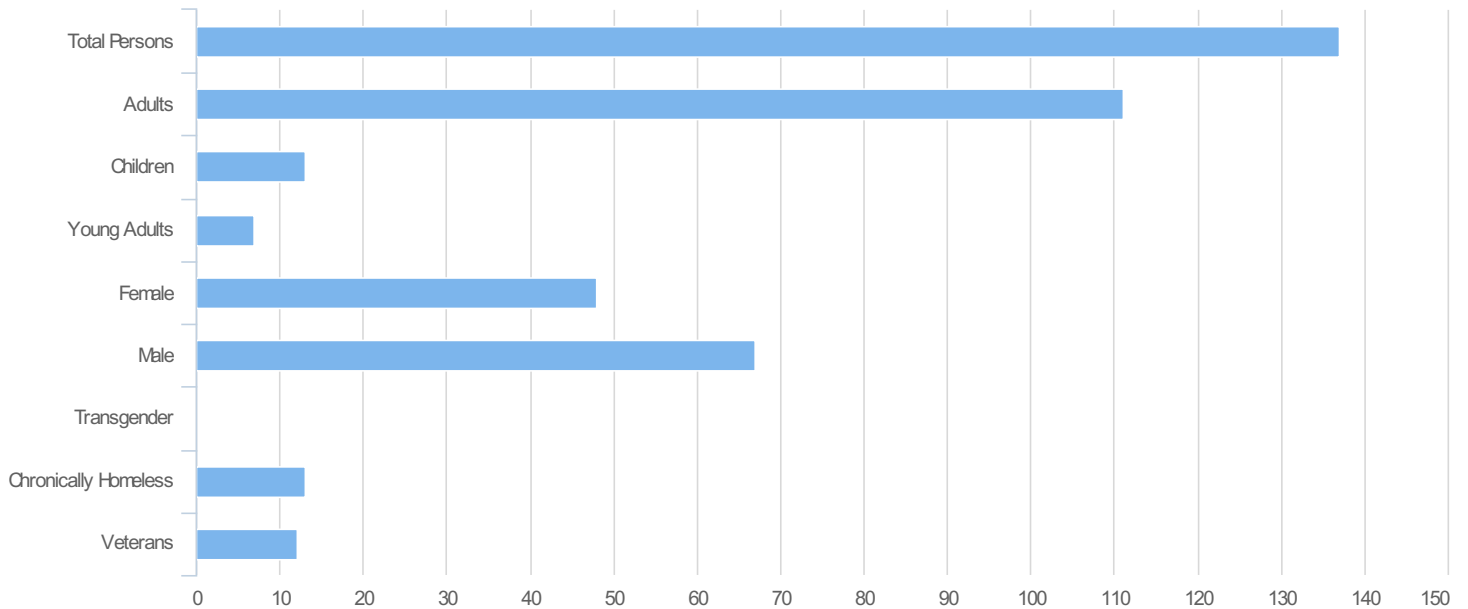


| | | | |
|-------------|---------------------------|-------------|---------------------------|
| Count: | TXBOS18 | Region: | 3 regions |
| Created by: | Blaize-Fiero,Kraig | Created on: | 03/20/2018 3:32 PM |

Summary

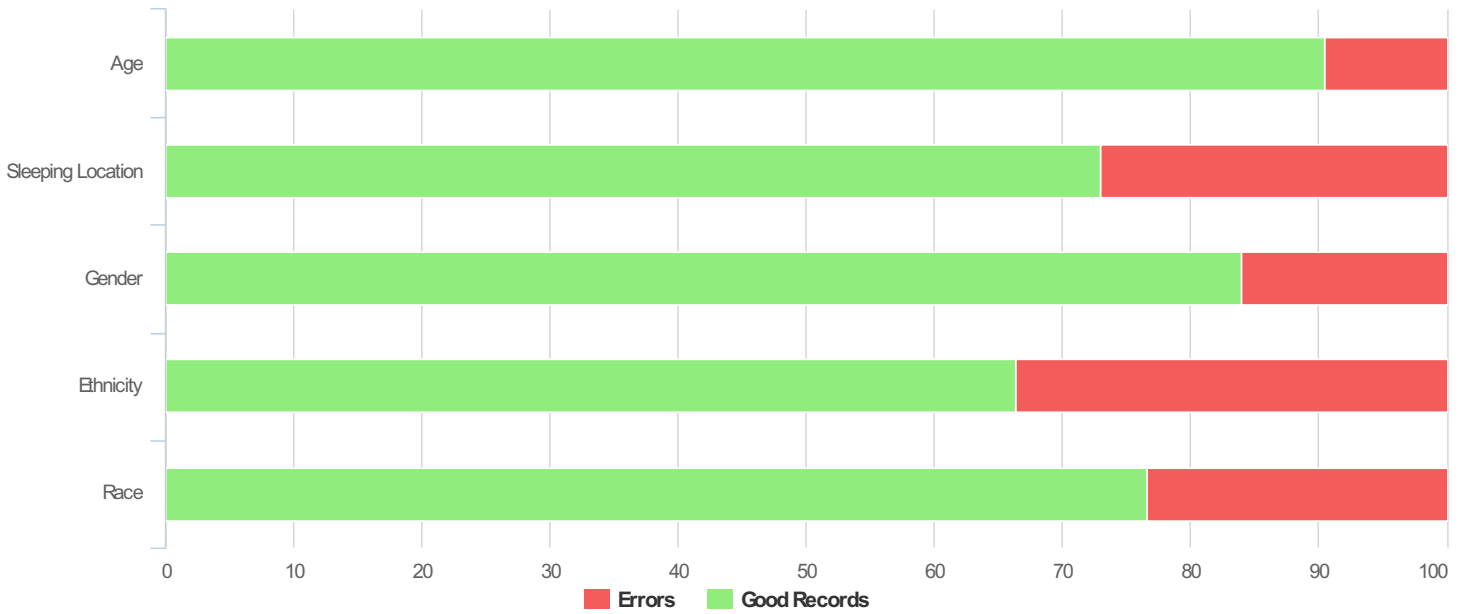


| | |
|----------------------|-----|
| Total Persons | 137 |
| Adults (18+) | 111 |
| Children (Under 18) | 13 |
| Unknown Age | 13 |
| Young Adults (18-24) | 7 |
| Female | 48 |
| Male | 67 |
| Transgender | 0 |
| Chronically Homeless | 13 |
| Veterans | 12 |



Data Quality Checks

| | |
|-----------------------------------|----|
| Persons Missing Age Information | 13 |
| Persons Missing Sleeping Location | 37 |
| Persons Missing Gender | 22 |
| Persons Missing Ethnicity | 46 |
| Persons Missing Race | 32 |



All Households

Households with at Least one Adult and One Child

Household and Person Breakdown

| | |
|--------------------------------|----|
| Total Number of Households | 6 |
| Total Number of Persons | 20 |
| Number of Children (Under 18) | 11 |
| Number of Young Adults (18-24) | 0 |
| Number of Adults (25+) | 9 |

Gender

| | |
|-----------------------|----|
| Female | 12 |
| Male | 8 |
| Transgender | 0 |
| Gender Non-conforming | 0 |

Ethnicity

| | |
|-------------------------|----|
| Non-Hispanic/Non-Latino | 20 |
| Hispanic/Latino | 0 |

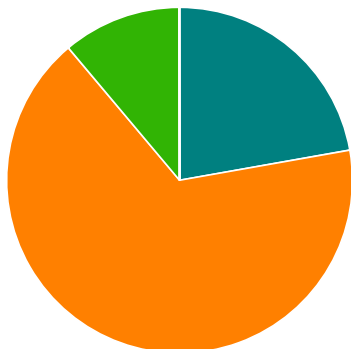
Race

| | |
|---|----|
| White | 4 |
| Black or African-American | 12 |
| Asian | 2 |
| American Indian or Alaska Native | 0 |
| Native Hawaiian or Other Pacific Islander | 0 |
| Multiple | 0 |

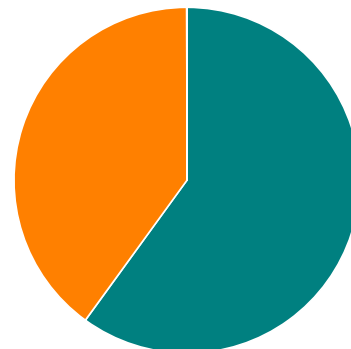
Chronically Homeless

| | |
|----------------------------|---|
| Total Number of Households | 0 |
| Total Number of Persons | 0 |

Race



Gender



■ White
 ■ Black or African American
 ■ Asian
■ American Indian
 ■ Native Hawaiian
 ■ Multiple

■ Female
 ■ Male
 ■ Transgender
■ Gender Non-conforming

Households without Children

Household and Person Breakdown

| | |
|--------------------------------|-----|
| Total Number of Households | 94 |
| Total Number of Persons | 101 |
| Number of Young Adults (18-24) | 7 |
| Number of Adults (25+) | 94 |

Gender

| | |
|-----------------------|----|
| Female | 31 |
| Male | 51 |
| Transgender | 0 |
| Gender Non-conforming | 0 |

Ethnicity

| | |
|-------------------------|----|
| Non-Hispanic/Non-Latino | 52 |
| Hispanic/Latino | 9 |

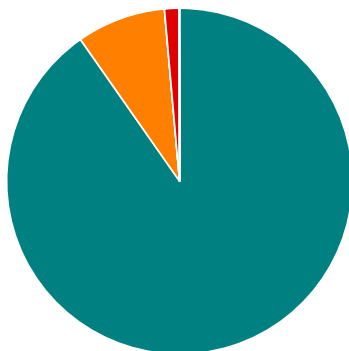
Race

| | |
|---|----|
| White | 65 |
| Black or African-American | 6 |
| Asian | 0 |
| American Indian or Alaska Native | 1 |
| Native Hawaiian or Other Pacific Islander | 0 |
| Multiple | 1 |

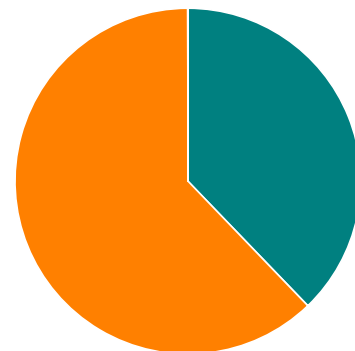
Chronically Homeless

| | |
|-------------------------|----|
| Total Number of Persons | 12 |
|-------------------------|----|

Race



Gender



Households with Only Children

Household and Person Breakdown

| | |
|----------------------------|---|
| Total Number of Households | 0 |
| Total Number of Children | 0 |

Gender

| | |
|-----------------------|---|
| Female | 0 |
| Male | 0 |
| Transgender | 0 |
| Gender Non-conforming | 0 |

Ethnicity

| | |
|-------------------------|---|
| Non-Hispanic/Non-Latino | 0 |
| Hispanic/Latino | 0 |

Race

| | |
|---|---|
| White | 0 |
| Black or African-American | 0 |
| Asian | 0 |
| American Indian or Alaska Native | 0 |
| Native Hawaiian or Other Pacific Islander | 0 |
| Multiple | 0 |

Chronically Homeless

| | |
|-------------------------|---|
| Total Number of Persons | 0 |
|-------------------------|---|

Race

Gender

■ White
 ■ Black or African American
 ■ Asian
■ American Indian
 ■ Native Hawaiian
 ■ Multiple

■ Female
 ■ Male
 ■ Transgender
■ Gender Non-conforming

Veteran Households

Veteran Households with at Least One Adult and One Child

Household and Person Breakdown

| | |
|----------------------------|---|
| Total Number of Households | 0 |
| Total Number of Persons | 0 |
| Total Number of Veterans | 0 |

Gender

| | |
|-----------------------|---|
| Female | 0 |
| Male | 0 |
| Transgender | 0 |
| Gender Non-conforming | 0 |

Ethnicity

| | |
|-------------------------|---|
| Non-Hispanic/Non-Latino | 0 |
| Hispanic/Latino | 0 |

Race

| | |
|---|---|
| White | 0 |
| Black or African-American | 0 |
| Asian | 0 |
| American Indian or Alaska Native | 0 |
| Native Hawaiian or Other Pacific Islander | 0 |
| Multiple | 0 |

Chronically Homeless

| | |
|----------------------------|---|
| Total Number of Households | 0 |
| Total Number of Persons | 0 |

Race

Gender

■ White
 ■ Black or African American
 ■ Asian
■ American Indian
 ■ Native Hawaiian
 ■ Multiple

■ Female
 ■ Male
 ■ Transgender
■ Gender Non-conforming

Veteran Households without Children

Household and Person Breakdown

| | |
|----------------------------|----|
| Total Number of Households | 10 |
| Total Number of Persons | 10 |
| Total Number of Veterans | 10 |

Gender

| | |
|-----------------------|---|
| Female | 1 |
| Male | 8 |
| Transgender | 0 |
| Gender Non-conforming | 0 |

Ethnicity

| | |
|-------------------------|---|
| Non-Hispanic/Non-Latino | 7 |
| Hispanic/Latino | 1 |

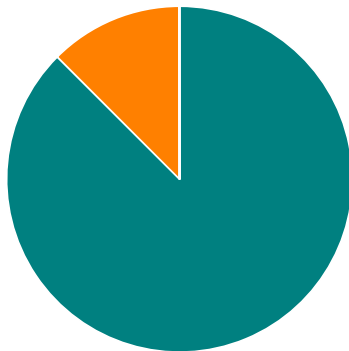
Race

| | |
|---|---|
| White | 7 |
| Black or African-American | 1 |
| Asian | 0 |
| American Indian or Alaska Native | 0 |
| Native Hawaiian or Other Pacific Islander | 0 |
| Multiple | 0 |

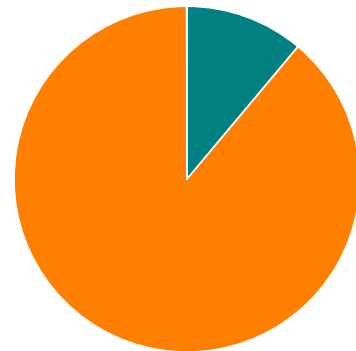
Chronically Homeless

| | |
|----------------------------|---|
| Total Number of Households | 0 |
| Total Number of Persons | 0 |

Race



Gender



■ White
 ■ Black or African American
 ■ Asian
■ American Indian
 ■ Native Hawaiian
 ■ Multiple

■ Female
 ■ Male
 ■ Transgender
■ Gender Non-conforming

Youth Households

Unaccompanied Youth Households

Household and Person Breakdown

| | |
|--|---|
| Total Number of Unaccompanied Youth Households | 7 |
| Total Number of Unaccompanied Youth | 7 |
| Total Number of Unaccompanied Youth (under age 18) | 0 |
| Total Number of Unaccompanied Youth (18 to 24) | 7 |

Gender

| | |
|-----------------------|---|
| Female | 3 |
| Male | 4 |
| Transgender | 0 |
| Gender Non-conforming | 0 |

Ethnicity

| | |
|-------------------------|---|
| Non-Hispanic/Non-Latino | 3 |
| Hispanic/Latino | 1 |

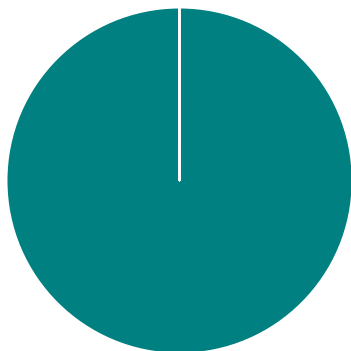
Race

| | |
|---|---|
| White | 5 |
| Black or African-American | 0 |
| Asian | 0 |
| American Indian or Alaska Native | 0 |
| Native Hawaiian or Other Pacific Islander | 0 |
| Multiple | 0 |

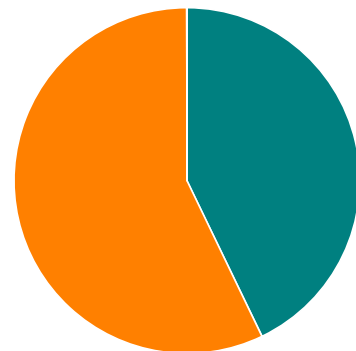
Chronically Homeless

| | |
|-------------------------|---|
| Total Number of Persons | 1 |
|-------------------------|---|

Race



Gender



■ White
 ■ Black or African American
 ■ Asian
■ American Indian
 ■ Native Hawaiian
 ■ Multiple

■ Female
 ■ Male
 ■ Transgender
■ Gender Non-conforming

Parenting Youth

Household and Person Breakdown

| | |
|---|---|
| Total Number of Parenting Youth Households | 2 |
| Total Number of Persons in Parenting Youth Households | 4 |
| Total Parenting Youth | 2 |
| Total Children in Parenting Youth Households | 2 |
| Number of Parenting Youth Under 18 | 0 |
| Children in Households with Parenting Youth Under 18 | 0 |
| Number of Parenting Youth 18 to 24 | 0 |
| Children in Households with Parenting Youth 18 to 24 | 0 |

Gender

| | |
|-----------------------|---|
| Female | 1 |
| Male | 0 |
| Transgender | 0 |
| Gender Non-conforming | 0 |

Ethnicity

| | |
|-------------------------|---|
| Non-Hispanic/Non-Latino | 1 |
| Hispanic/Latino | 0 |

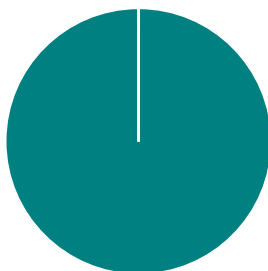
Race

| | |
|---|---|
| White | 1 |
| Black or African-American | 0 |
| Asian | 0 |
| American Indian or Alaska Native | 0 |
| Native Hawaiian or Other Pacific Islander | 0 |
| Multiple | 0 |

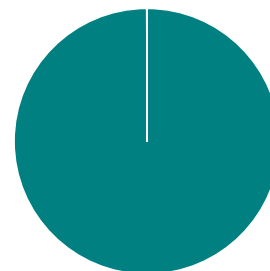
Chronically Homeless

| | |
|----------------------------|---|
| Total Number of Households | 0 |
| Total Number of Persons | 0 |

Race



Gender



■ White
 ■ Black or African American
 ■ Asian
■ American Indian
 ■ Native Hawaiian
 ■ Multiple

■ Female
 ■ Male
 ■ Transgender
■ Gender Non-conforming

Additional Homeless Populations (Adults Only)

| | |
|---|----|
| Serious Mental Illness | 4 |
| Substance Use Disorder | 6 |
| HIV/AIDS | 0 |
| Survivors of Domestic Violence (optional) | 18 |

