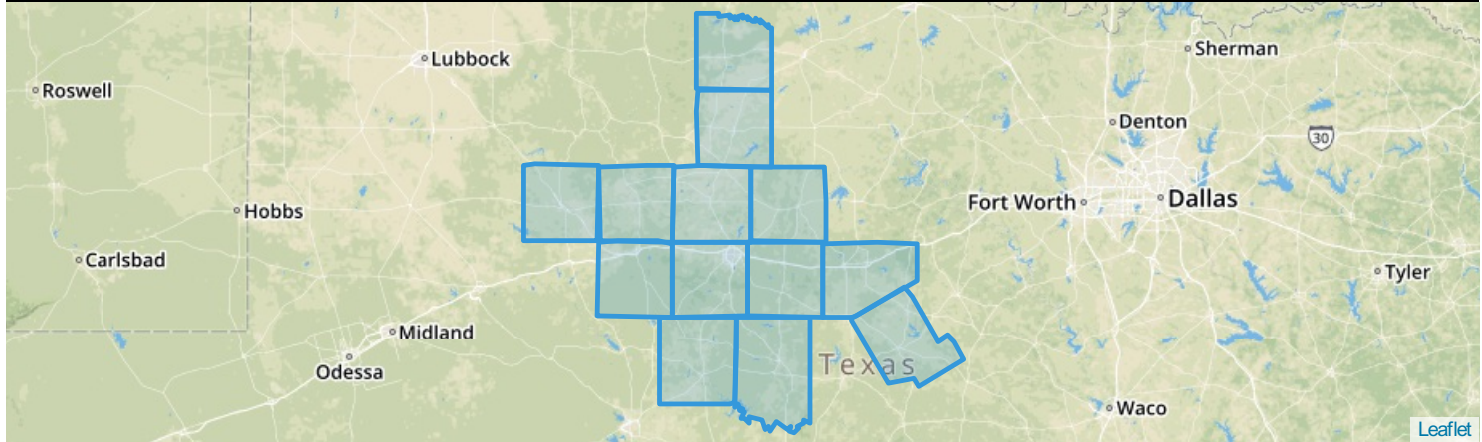
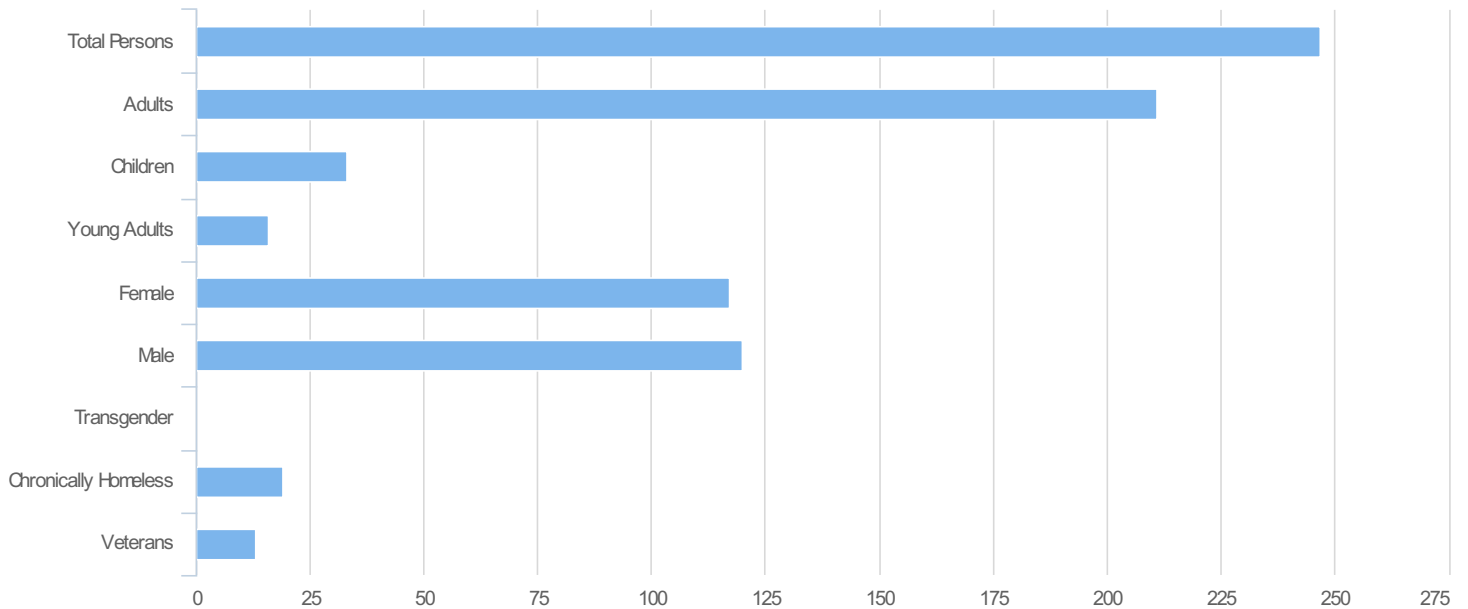


Count:	TXBOS18	Region:	13 regions
Created by:	Blaize-Fiero,Kraig	Created on:	03/20/2018 3:57 PM

Summary

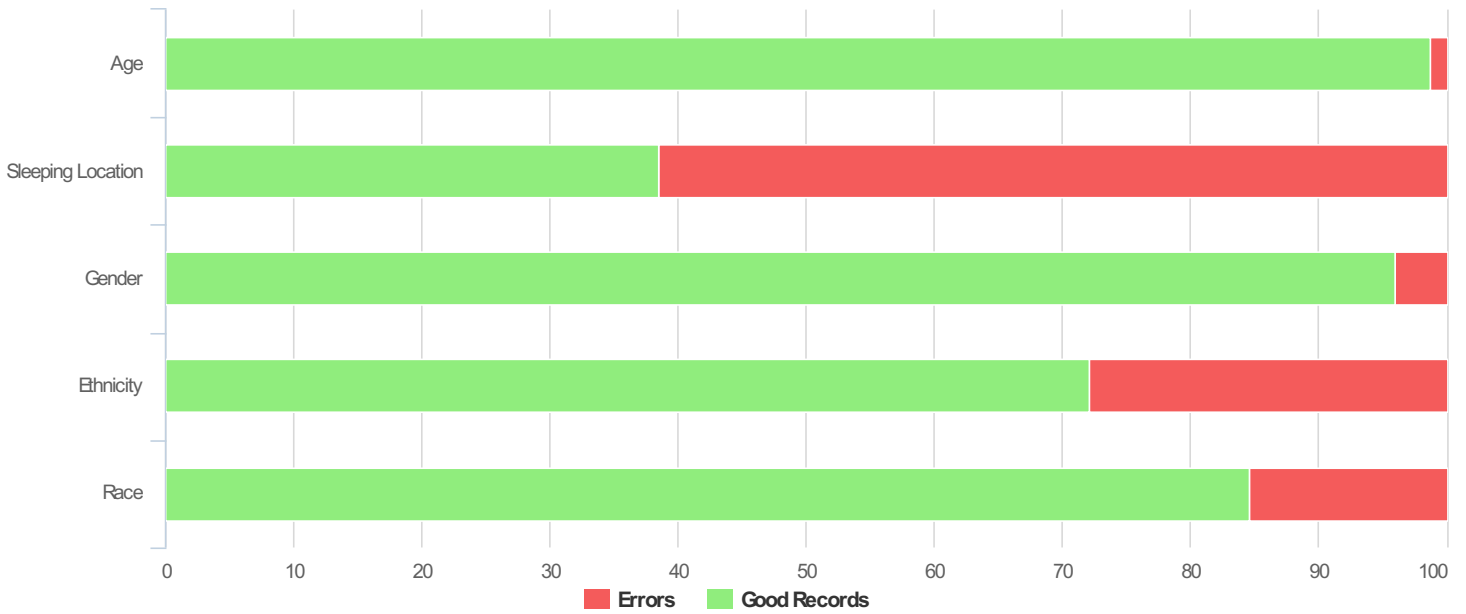


Total Persons	247
Adults (18+)	211
Children (Under 18)	33
Unknown Age	3
Young Adults (18-24)	16
Female	117
Male	120
Transgender	0
Chronically Homeless	19
Veterans	13



Data Quality Checks

Persons Missing Age Information	3
Persons Missing Sleeping Location	152
Persons Missing Gender	10
Persons Missing Ethnicity	69
Persons Missing Race	38



All Households

Households with at Least one Adult and One Child

Household and Person Breakdown

Total Number of Households	23
Total Number of Persons	59
Number of Children (Under 18)	33
Number of Young Adults (18-24)	5
Number of Adults (25+)	21

Gender

Female	32
Male	25
Transgender	0
Gender Non-conforming	0

Ethnicity

Non-Hispanic/Non-Latino	36
Hispanic/Latino	13

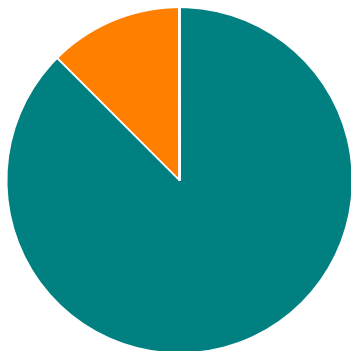
Race

White	49
Black or African-American	7
Asian	0
American Indian or Alaska Native	0
Native Hawaiian or Other Pacific Islander	0
Multiple	2

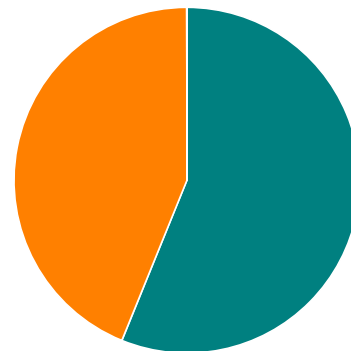
Chronically Homeless

Total Number of Households	3
Total Number of Persons	3

Race



Gender



■ White
 ■ Black or African American
 ■ Asian
 ■ American Indian
 ■ Native Hawaiian
 ■ Multiple

■ Female
 ■ Male
 ■ Transgender
 ■ Gender Non-conforming

Households without Children

Household and Person Breakdown

Total Number of Households	178
Total Number of Persons	183
Number of Young Adults (18-24)	11
Number of Adults (25+)	172

Gender

Female	84
Male	93
Transgender	0
Gender Non-conforming	0

Ethnicity

Non-Hispanic/Non-Latino	86
Hispanic/Latino	39

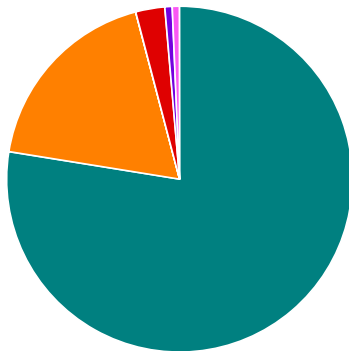
Race

White	114
Black or African-American	27
Asian	0
American Indian or Alaska Native	4
Native Hawaiian or Other Pacific Islander	1
Multiple	2

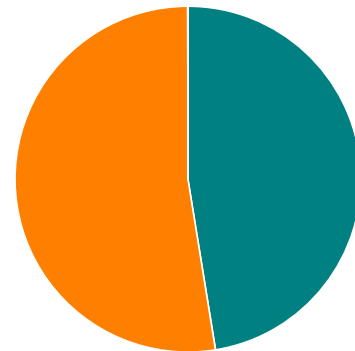
Chronically Homeless

Total Number of Persons	16
-------------------------	----

Race



Gender



Households with Only Children

Household and Person Breakdown

Total Number of Households	0
Total Number of Children	0

Gender

Female	0
Male	0
Transgender	0
Gender Non-conforming	0

Ethnicity

Non-Hispanic/Non-Latino	0
Hispanic/Latino	0

Race

White	0
Black or African-American	0
Asian	0
American Indian or Alaska Native	0
Native Hawaiian or Other Pacific Islander	0
Multiple	0

Chronically Homeless

Total Number of Persons	0
-------------------------	---

Race

Gender

■ White
 ■ Black or African American
 ■ Asian
■ American Indian
 ■ Native Hawaiian
 ■ Multiple

■ Female
 ■ Male
 ■ Transgender
■ Gender Non-conforming

Veteran Households

Veteran Households with at Least One Adult and One Child

Household and Person Breakdown

Total Number of Households	1
Total Number of Persons	4
Total Number of Veterans	1

Gender

Female	2
Male	2
Transgender	0
Gender Non-conforming	0

Ethnicity

Non-Hispanic/Non-Latino	4
Hispanic/Latino	0

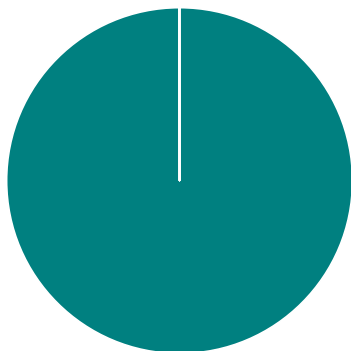
Race

White	4
Black or African-American	0
Asian	0
American Indian or Alaska Native	0
Native Hawaiian or Other Pacific Islander	0
Multiple	0

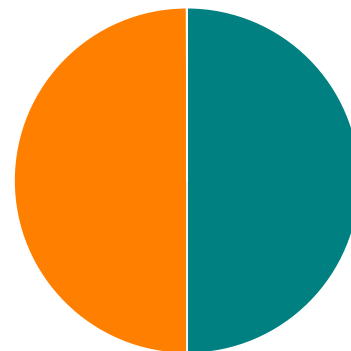
Chronically Homeless

Total Number of Households	0
Total Number of Persons	0

Race



Gender



■ White
 ■ Black or African American
 ■ Asian
 ■ American Indian
 ■ Native Hawaiian
 ■ Multiple

■ Female
 ■ Male
 ■ Transgender
 ■ Gender Non-conforming

Veteran Households without Children

Household and Person Breakdown

Total Number of Households	12
Total Number of Persons	12
Total Number of Veterans	12

Gender

Female	0
Male	12
Transgender	0
Gender Non-conforming	0

Ethnicity

Non-Hispanic/Non-Latino	7
Hispanic/Latino	2

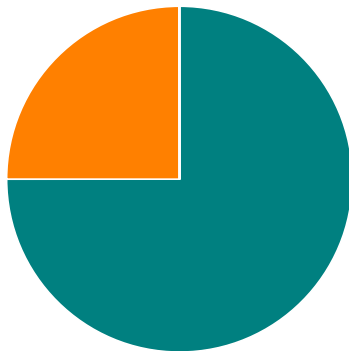
Race

White	9
Black or African-American	3
Asian	0
American Indian or Alaska Native	0
Native Hawaiian or Other Pacific Islander	0
Multiple	0

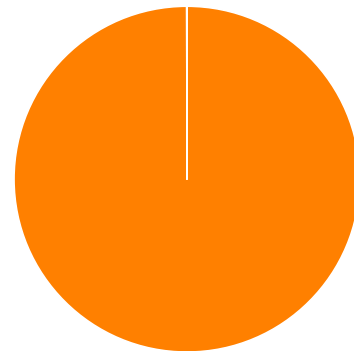
Chronically Homeless

Total Number of Households	3
Total Number of Persons	3

Race



Gender



■ White
 ■ Black or African American
 ■ Asian
■ American Indian
 ■ Native Hawaiian
 ■ Multiple

■ Female
 ■ Male
 ■ Transgender
■ Gender Non-conforming

Youth Households

Unaccompanied Youth Households

Household and Person Breakdown

Total Number of Unaccompanied Youth Households	13
Total Number of Unaccompanied Youth	13
Total Number of Unaccompanied Youth (under age 18)	1
Total Number of Unaccompanied Youth (18 to 24)	12

Gender

Female	12
Male	1
Transgender	0
Gender Non-conforming	0

Ethnicity

Non-Hispanic/Non-Latino	5
Hispanic/Latino	5

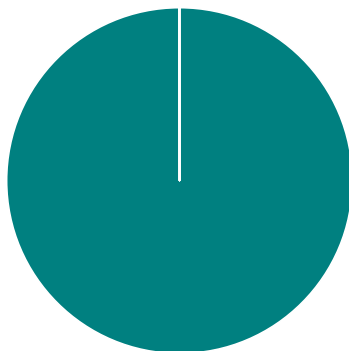
Race

White	8
Black or African-American	0
Asian	0
American Indian or Alaska Native	0
Native Hawaiian or Other Pacific Islander	0
Multiple	1

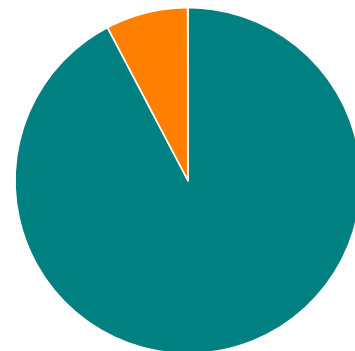
Chronically Homeless

Total Number of Persons	1
-------------------------	---

Race



Gender



■ White
 ■ Black or African American
 ■ Asian
■ American Indian
 ■ Native Hawaiian
 ■ Multiple

■ Female
 ■ Male
 ■ Transgender
■ Gender Non-conforming

Parenting Youth

Household and Person Breakdown

Total Number of Parenting Youth Households	3
Total Number of Persons in Parenting Youth Households	7
Total Parenting Youth	3
Total Children in Parenting Youth Households	4
Number of Parenting Youth Under 18	0
Children in Households with Parenting Youth Under 18	0
Number of Parenting Youth 18 to 24	3
Children in Households with Parenting Youth 18 to 24	4

Gender

Female	3
Male	0
Transgender	0
Gender Non-conforming	0

Ethnicity

Non-Hispanic/Non-Latino	2
Hispanic/Latino	1

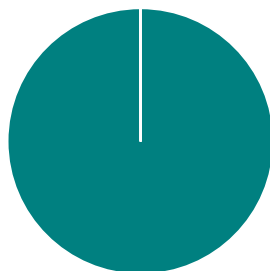
Race

White	3
Black or African-American	0
Asian	0
American Indian or Alaska Native	0
Native Hawaiian or Other Pacific Islander	0
Multiple	0

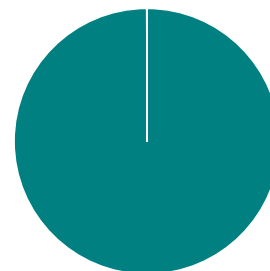
Chronically Homeless

Total Number of Households	0
Total Number of Persons	0

Race



Gender



■ White
 ■ Black or African American
 ■ Asian
■ American Indian
 ■ Native Hawaiian
 ■ Multiple

■ Female
 ■ Male
 ■ Transgender
■ Gender Non-conforming

Additional Homeless Populations (Adults Only)

Serious Mental Illness	26
Substance Use Disorder	8
HIV/AIDS	1
Survivors of Domestic Violence (optional)	51

