

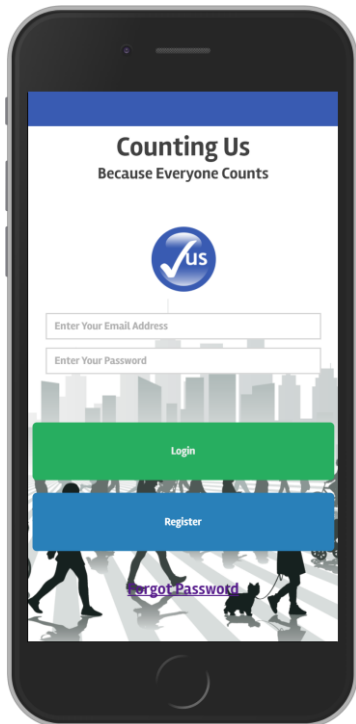
Getting Started with the Point in Time App

Step 1: Download the Counting Us mobile app from [Google Play](#) or the [App Store](#). Search for the term “Counting Us” or use the QR code to the right to find the app.



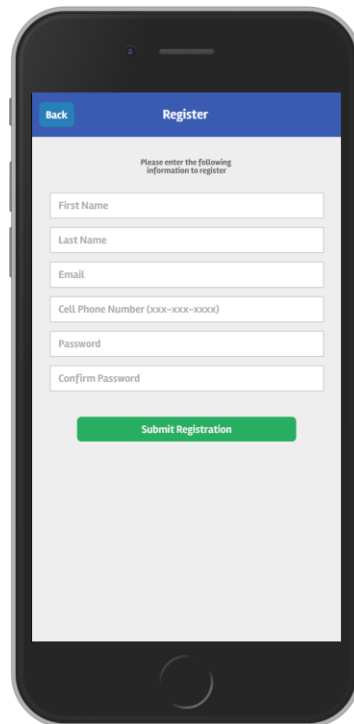
Step 2: Tap Register

This will bring you to the registration form



Step 3: Register

Enter your info and tap “Submit Registration”



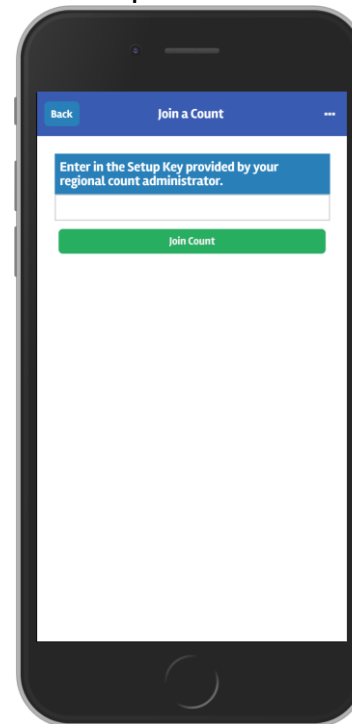
Step 4: Enter your info

Tap “Log In” & then tap “Choose Count”



Step 5: Join a Count

Enter the Setup Key of **TXBOS19** and tap “Join Count”



Step 6: Select the applicable survey

Surveys available are based on your count

