

Point-In-Time Count: Volunteer Training

Strategies For Change

thn.org

PIT Count Date

1/24/19



PIT Overview



What is a Point-In-Time Count (PIT)?

- A snapshot of how many homeless individuals are in your community on a single day.
- On the local level, point-in-time counts help communities plan services and programs to appropriately address local needs, measure progress in decreasing homelessness, and identify strengths and gaps in a community's current homelessness assistance system.



PIT Background – Why we count



FUNDING

- Eligibility to apply for/ receive CoC funds from HUD



EXTENT

- Trends of homelessness in the local area
- Characteristics of those experiencing homelessness
- New programs



AWARENESS

- Raise community awareness
- Raise political awareness



WHO IS HOMELESS?

Individuals
& Families
Living In:

- Emergency Shelter
- Transitional Housing
- Domestic Violence Shelter
- Safe Haven (none in TX BoS)
- Hotel/Motel paid for by voucher
- Places not meant for human habitation

WHO IS NOT HOMELESS?

Individuals & Families Living In:

- Doubled-up situations
- Substandard housing
- PSH program
- Rapid Re-housing program
- Hotel/Motel paid for with own funds
- Locations using HUD-VASH vouchers
- Shelters designed for foster care or DFPS children

Sheltered Count



Sheltered PIT Count

- HUD defines sheltered homeless persons as adults, children, and unaccompanied children who, on the night of the count, are living in shelters for the homeless.
- Regardless of funding source, **all** providers of shelter, vouchers, or funds for shelters (including motel/hotel rooms), and/or transitional housing need to provide unduplicated information about the individuals and families on January 24th, 2019.
- For Emergency Shelters, you should conduct the surveys in the late afternoon/evening as participants are checking into stay the night.



Sheltered PIT – Who do you count?

You should count:

- Emergency Shelters:
 - Domestic violence shelters
 - Hotel, motel, or apartment vouchers paid for by a public or private agency because the individual or family is homeless
- Transitional Housing

You should NOT count:

- Persons living doubled up in conventional housing;
- Formerly homeless persons living in Section 8 SRO, Shelter Plus Care, Supportive Housing Program permanent housing or other permanent housing units;
- Persons living in conventional housing and receiving temporary assistance (Rapid Rehousing or Homelessness Prevention) from a program funded by the Homelessness Prevention and Rapid Re-housing Program (HPRP);
- Children or youth, who because of their own or a parent's homelessness or abandonment now reside temporarily or for a short anticipated duration in hospitals, residential treatment facilities, emergency foster care, or detention facilities;
- Adults in mental health facilities, chemical dependency facilities, or criminal justice facilities.



Unsheltered Count



Unsheltered PIT Count

- A count of people who are homeless but not in a shelter or transitional housing program is referred to as an unsheltered count.
- The unsheltered count requires identification of homeless people that are living on the street, in abandoned buildings, in their vehicles, tents, shanties, parks, woods, transportation stations, or other places not meant for human habitation on January 24th.



Unsheltered PIT – Survey Steps

There are **five** steps to completing an unsheltered PIT count survey. As an unsheltered volunteer you should:

1. Identify yourself, engage potential participants and explain the purpose of the count.
2. Deliver the script and the consent process. Obtain verbal consent to proceed.
3. Ask the screening questions. Determine if the individual is eligible.
 - Has anyone asked you questions about experiencing homelessness?
 - Where are you sleeping tonight?
4. If eligible, administer the survey questions, recording the participant's responses. If ineligible, thank them for their time and move on.
5. Thank the respondent for their participation. If possible, provide the participant with donated items.



Unsheltered PIT – Sample Script

Hello, my name is _____, and I am helping _____conduct a short survey of our community. We would like to learn more about people experiencing homelessness, what kinds of problems they face, and to see what services are needed to address homelessness.

Your participation is strictly voluntary, and all of your responses are confidential. Your privacy will be protected and respected. If questions make you uncomfortable you do not have to answer them. Would you be willing to take a few minutes to answer some questions?



Extra PIT Info



Safety

Do

- ✓ Always work in teams
- ✓ Be respectful of space
- ✓ Ask a person to participate if you think they are homeless
- ✓ Introduce yourself and explain what you are doing
- ✓ Be sincere and caring
- ✓ Know how to de-escalate
- ✓ Know emergency numbers
- ✓ Honor requests to not participate
- ✓ Provide shelter information if possible
- ✓ Dress appropriately
- ✓ Leave valuables behind

Don't

- ✓ Wake up someone
- ✓ Approach if you don't feel comfortable
- ✓ Mandate participation
- ✓ Invade personal space
- ✓ Promise anything you can't deliver
- ✓ Be judgmental
- ✓ Give money or offer rides
- ✓ Share any confidential info or photos of participants
- ✓ Panic
- ✓ Put anyone in danger
- ✓ Deviate from the survey



Best Practices

- Familiarize yourself with the survey
- Communicate your intentions to prospective survey participants
- Obtain consent to administer the survey
- Express confidence and compassion
- When surveying individuals within a group, prioritize safety and protect participant's information
- Come up with a safety phrase for discomfort amongst your team
- Know volunteer expectations
- Know community resources
- Contact PIT Lead if any issue arise



Checklist

Items to bring with you:

- Comfortable clothes and shoes
- Fully charged cell phone (portable charger if possible)
- Flashlight (if conducting count at night or early morning)
- Pen and notepad
- Vehicle if necessary
- “Goodie bags” to pass out if provided



Counting Us App



What you need– Prep and Forms

- **Download and register an account with the Counting Us App**
 - Practice entering surveys using code: **TXBOS19**
 - Don't be afraid to make mistakes, it is all test data before 1/24/19!
 - Make sure you have a full battery!
- **Review the survey and become comfortable with asking the questions**
 - Volunteer Interviewing Guide
- **Talk to your PIT lead about any concerns prior or on the day of the count**
 - It is important, especially on the day of the count, to inform your PIT lead of any issues immediately
- **Day of Count Cheat Sheet**
- **Volunteer Hour Tracker sheet**
 - Submit online



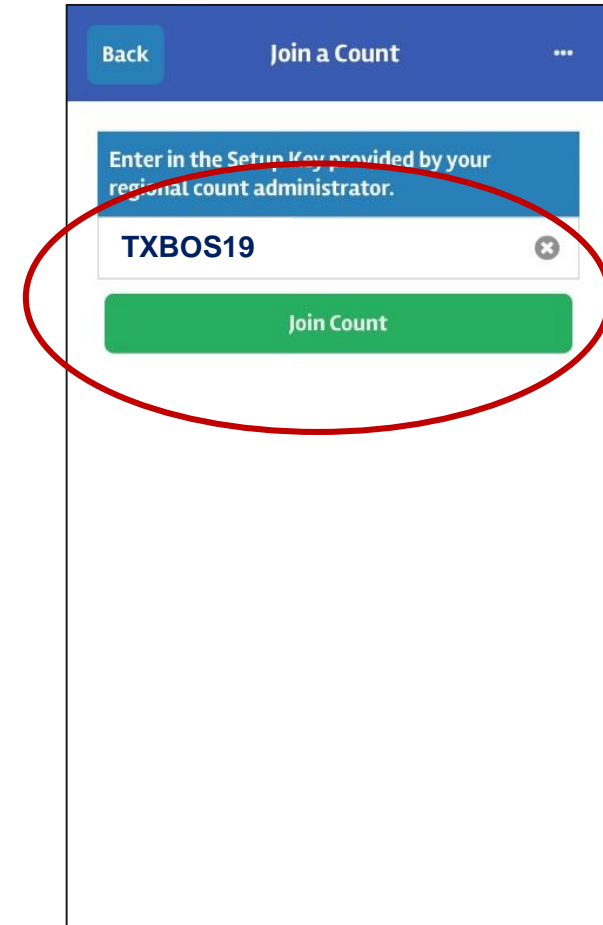
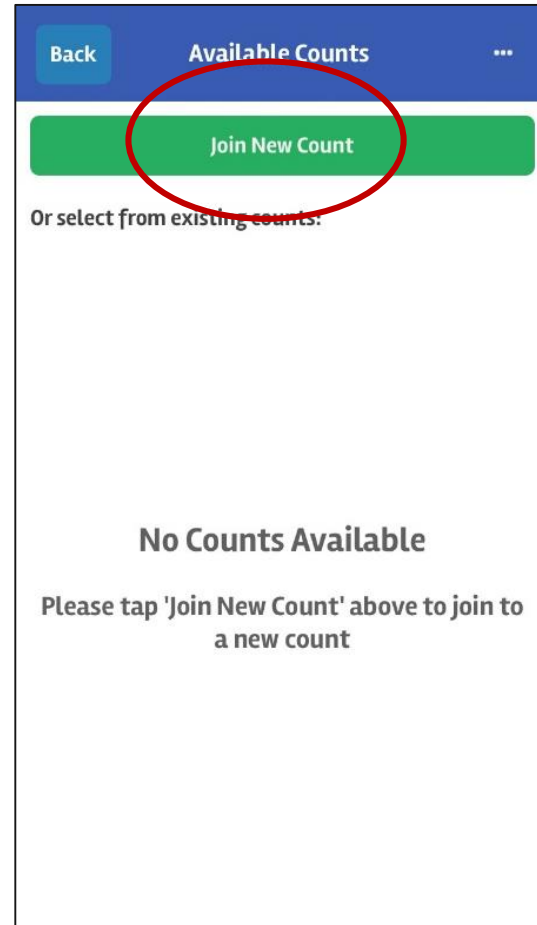

Day of Count Set-Up Key

MAKE SURE ON THE DAY OF THE COUNT
ALL SURVEYS ARE COLLECTED UNDER
SET-UP KEY...

TXBOS19



How to Join a Count



Domestic Violence Victims

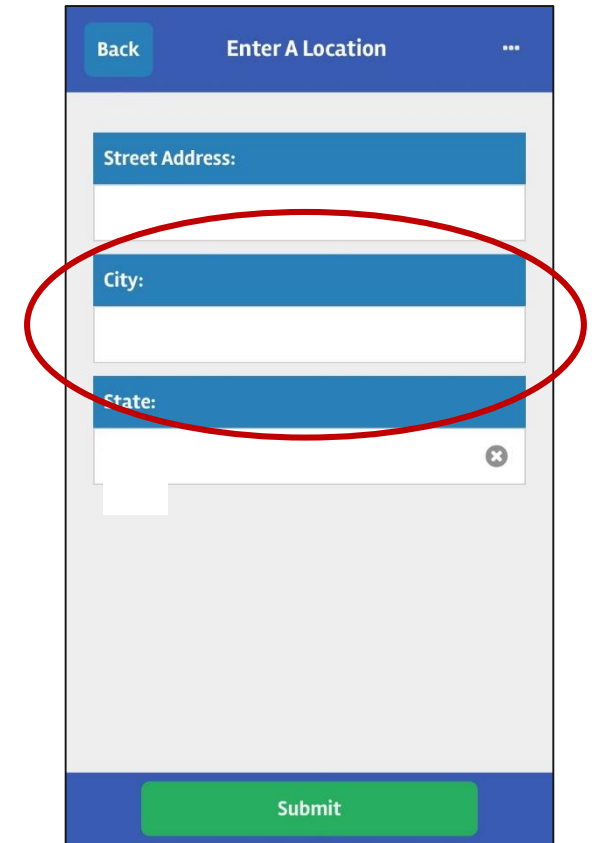
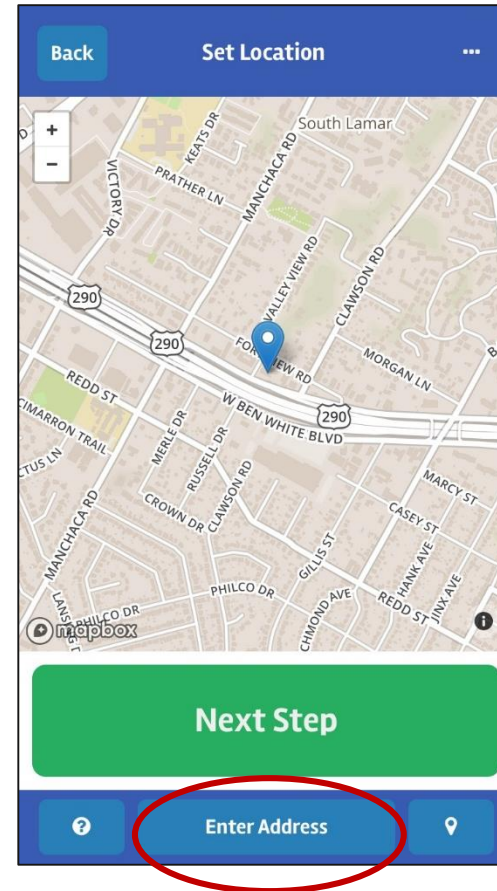
Notice CPD 17-08:

- HUD is requiring that data reported on survivors of domestic violence should be limited to reporting on those who are **currently** experiencing homelessness because they are fleeing domestic violence, dating violence, sexual assault, or stalking, as opposed to reporting on survivors who have ever experienced these circumstances.



DV Victims and Surveys

- Use Counting Us App
- On geo-location screen, click “Enter Address” button and **ONLY** enter in City and State information
- **DO NOT** enter in first or last name
- For date of birth information **ONLY** enter in age range



Sheltered Survey

Back TXBOS19

PIT Sheltered Survey - TX BoS

PIT Observation Tally - TX BoS

PIT Unsheltered Survey - TX BoS

Surveys Drafts Map Help

Back Select a Project

Organization*

Select an Organization

Project*

Select a Project

Next Step

1. Sheltered count should include anyone staying in Emergency Shelter or Transitional Housing
2. In order to complete a sheltered survey, you need to choose the correct Organization and Project
3. If you do not see the correct Organization and/or Project, please contact your PIT Lead immediately



Observation Survey

The image displays two screenshots of a mobile application interface. The left screenshot shows a menu with three options: "PIT Sheltered Survey - TX BoS", "PIT Observation Tally - TX BoS" (circled in red), and "PIT Unsheltered Survey - TX BoS". The right screenshot shows the "PIT Observation Tally - TX BoS" form with questions about age, gender, and race.

Left Screenshot: TXBOS19

- Back
- TXBOS19
- PIT Sheltered Survey - TX BoS
- PIT Observation Tally - TX BoS** (circled in red)
- PIT Unsheltered Survey - TX BoS
- Surveys
- Drafts
- Map
- Help

Right Screenshot: PIT Observation Tally - TX BoS

- Back
- PIT Observation Tally - TX BoS
- What is their approximate age?
- What is their gender?
- What is their race?
- White
- American Indian or Alaska...
- Native Hawaiian/Pacific Isl
- Asian
- Black or African American
- Other

1. Observation survey should be used when:
 - someone is sleeping
 - you do not feel comfortable going to a certain area
 - a person does not want to complete the full survey
2. Please make sure to fill out as much information about the individual and/ or household as possible



Unsheltered Survey

Back TXBOS19

PIT Sheltered Survey - TX BoS

PIT Observation Tally - TX BoS

PIT Unsheltered Survey - TX BoS

Surveys Drafts Map Help

Back PIT Unsheltered Survey - TX BoS

Where are you sleeping tonight?

What is your first name?

What is your last name?

What are your initials?

What is your date of birth?

What is your age?

1. Unsheltered survey should include people:
 - living on the street
 - abandoned buildings
 - vehicles
 - tents, shanties, parks, woods, transportation stations
 - other places not meant for human habitation
2. Please make sure to fill out as much information about the individual and/ or household as possible



DON'T FORGET!

Please submit the Volunteer Hour Tracker form
online by **1/30/19**



Next Steps!

1. Complete the Volunteer Registration Form, PIT Quiz, and Release Form on Google Forms (link on next slide)
2. Work with your PIT Lead to develop a strategy and game plan for where you will count on 1/24/19.
3. Check out the [Volunteer Materials](#) on THN's website



Quiz time!

- Please click [here](#) to start the process
- Steps to complete:
 1. Fill out volunteer registration form
 2. Complete the quiz (need 70% or higher to pass)
 - If you do not pass the first time, no worries, please take it over
 3. Complete the volunteer release form
 4. SUBMIT!



THANK YOU!!!

