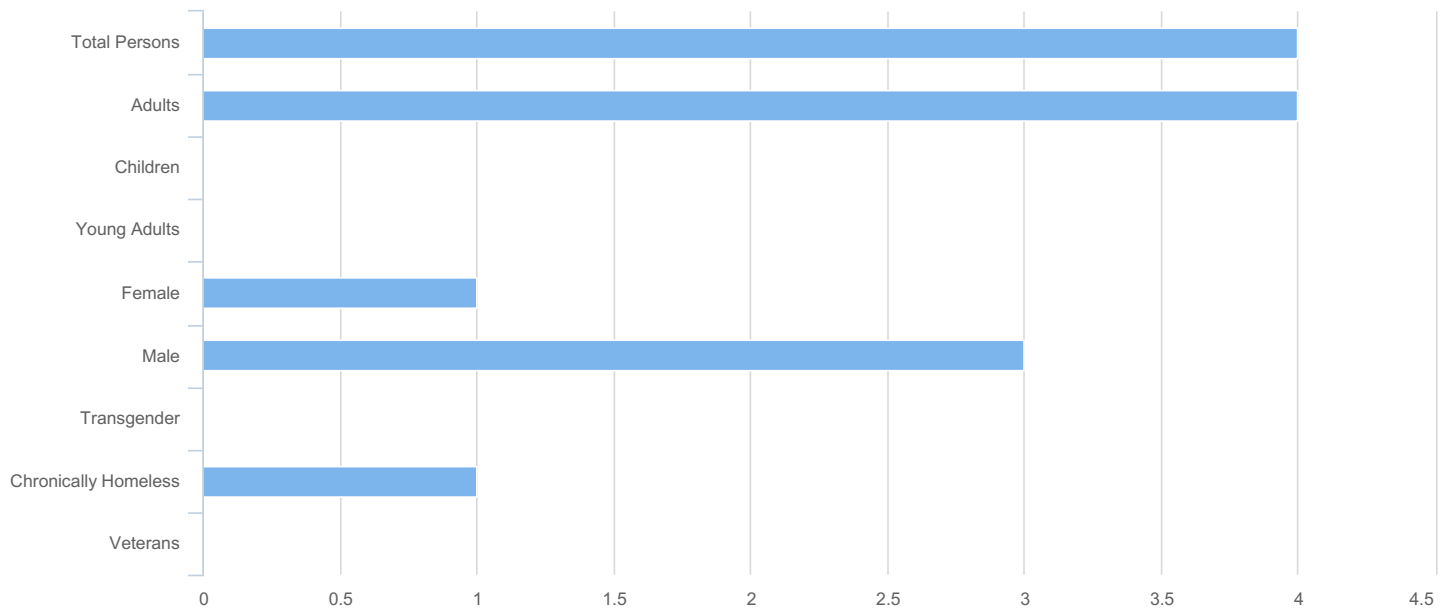


Count:	Texas Balance of State 2019 PIT Count	Geography:	Brown
Created by:	ortega,marissa	Created on:	02/13/2019 3:36 PM

Summary

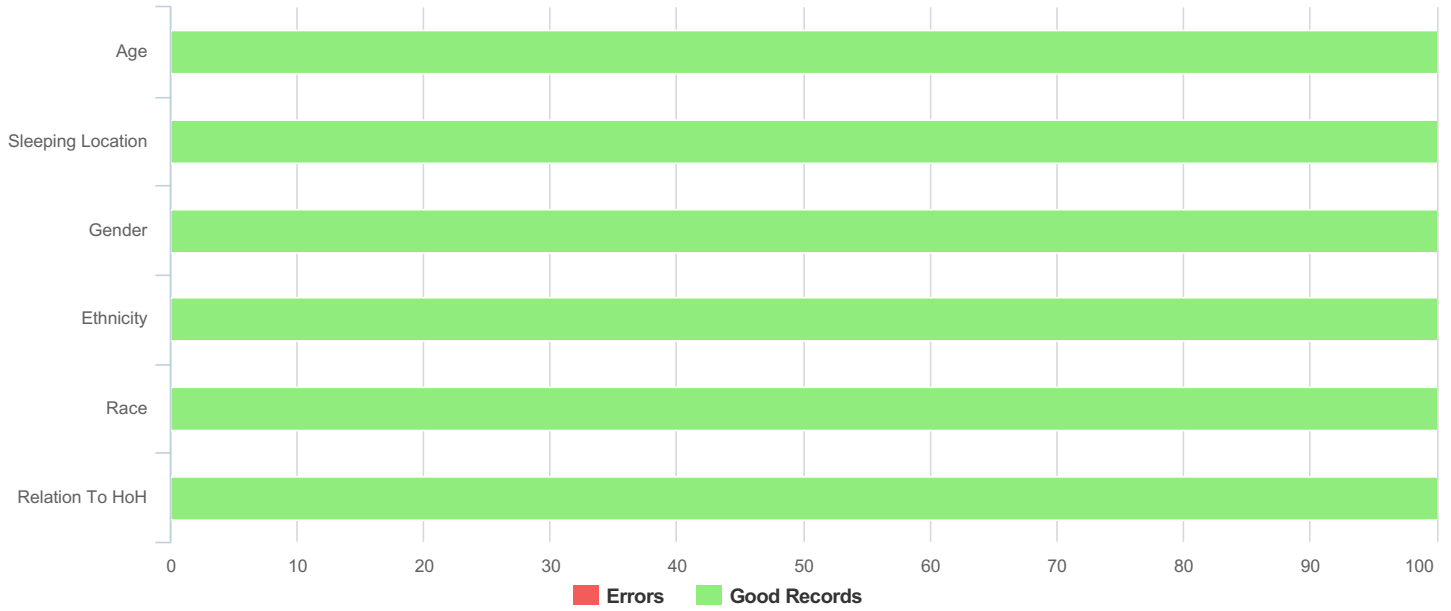


Total Persons	4
Adults (18+)	4
Children (Under 18)	0
Unknown Age	0
Young Adults (18-24)	0
Female	1
Male	3
Transgender	0
Chronically Homeless	1
Veterans	0



Data Quality Checks

Persons Missing Age Information	0
Persons Missing Sleeping Location	0
Persons Missing Gender	0
Persons Missing Ethnicity	0
Persons Missing Race	0
Persons Missing Relation to HoH	0



All Households

Households with at Least one Adult and One Child

Household and Person Breakdown

Total Number of Households	0
Total Number of Persons	0
Number of Children (Under 18)	0
Number of Young Adults (18-24)	0
Number of Adults (25+)	0

Gender

Female	0
Male	0
Transgender	0
Gender Non-conforming	0

Ethnicity

Non-Hispanic/Non-Latino	0
Hispanic/Latino	0

Race

White	0
Black or African-American	0
Asian	0
American Indian or Alaska Native	0
Native Hawaiian or Other Pacific Islander	0
Multiple	0

Chronically Homeless

Total Number of Households	0
Total Number of Persons	0

Race

Gender

■ White
 ■ Black or African American
 ■ Asian
■ American Indian
 ■ Native Hawaiian
 ■ Multiple

■ Female
 ■ Male
 ■ Transgender
■ Gender Non-conforming

Households without Children

Household and Person Breakdown

Total Number of Households	4
Total Number of Persons	4
Number of Young Adults (18-24)	0
Number of Adults (25+)	4

Gender

Female	1
Male	3
Transgender	0
Gender Non-conforming	0

Ethnicity

Non-Hispanic/Non-Latino	2
Hispanic/Latino	1

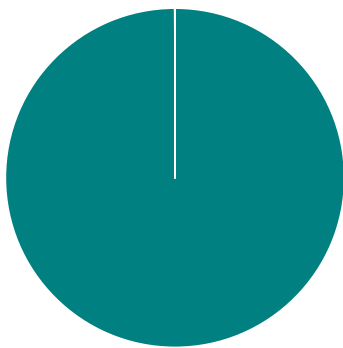
Race

White	4
Black or African-American	0
Asian	0
American Indian or Alaska Native	0
Native Hawaiian or Other Pacific Islander	0
Multiple	0

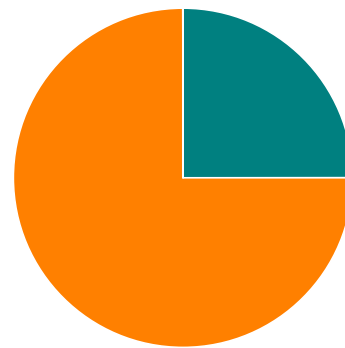
Chronically Homeless

Total Number of Persons	1
-------------------------	---

Race



Gender



■ White
 ■ Black or African American
 ■ Asian
■ American Indian
 ■ Native Hawaiian
 ■ Multiple

■ Female
 ■ Male
 ■ Transgender
■ Gender Non-conforming

Households with Only Children

Household and Person Breakdown

Total Number of Households	0
Total Number of Children	0

Gender

Female	0
Male	0
Transgender	0
Gender Non-conforming	0

Ethnicity

Non-Hispanic/Non-Latino	0
Hispanic/Latino	0

Race

White	0
Black or African-American	0
Asian	0
American Indian or Alaska Native	0
Native Hawaiian or Other Pacific Islander	0
Multiple	0

Chronically Homeless

Total Number of Persons	0
-------------------------	---

Race

Gender

■ White
 ■ Black or African American
 ■ Asian
■ American Indian
 ■ Native Hawaiian
 ■ Multiple

■ Female
 ■ Male
 ■ Transgender
■ Gender Non-conforming

Veteran Households

Veteran Households with at Least One Adult and One Child

Household and Person Breakdown

Total Number of Households	0
Total Number of Persons	0
Total Number of Veterans	0

Gender

Female	0
Male	0
Transgender	0
Gender Non-conforming	0

Ethnicity

Non-Hispanic/Non-Latino	0
Hispanic/Latino	0

Race

White	0
Black or African-American	0
Asian	0
American Indian or Alaska Native	0
Native Hawaiian or Other Pacific Islander	0
Multiple	0

Chronically Homeless

Total Number of Households	0
Total Number of Persons	0

Race

Gender

■ White
 ■ Black or African American
 ■ Asian
■ American Indian
 ■ Native Hawaiian
 ■ Multiple

■ Female
 ■ Male
 ■ Transgender
■ Gender Non-conforming

Veteran Households without Children

Household and Person Breakdown

Total Number of Households	0
Total Number of Persons	0
Total Number of Veterans	0

Gender

Female	0
Male	0
Transgender	0
Gender Non-conforming	0

Ethnicity

Non-Hispanic/Non-Latino	0
Hispanic/Latino	0

Race

White	0
Black or African-American	0
Asian	0
American Indian or Alaska Native	0
Native Hawaiian or Other Pacific Islander	0
Multiple	0

Chronically Homeless

Total Number of Households	0
Total Number of Persons	0

Race

Gender

■ White
 ■ Black or African American
 ■ Asian
■ American Indian
 ■ Native Hawaiian
 ■ Multiple

■ Female
 ■ Male
 ■ Transgender
■ Gender Non-conforming

Youth Households

Unaccompanied Youth Households

Household and Person Breakdown

Total Number of Unaccompanied Youth Households	0
Total Number of Unaccompanied Youth	0
Total Number of Unaccompanied Youth (under age 18)	0
Total Number of Unaccompanied Youth (18 to 24)	0

Gender

Female	0
Male	0
Transgender	0
Gender Non-conforming	0

Ethnicity

Non-Hispanic/Non-Latino	0
Hispanic/Latino	0

Race

White	0
Black or African-American	0
Asian	0
American Indian or Alaska Native	0
Native Hawaiian or Other Pacific Islander	0
Multiple	0

Chronically Homeless

Total Number of Persons	0
-------------------------	---

Race

Gender

■ White
 ■ Black or African American
 ■ Asian
■ American Indian
 ■ Native Hawaiian
 ■ Multiple

■ Female
 ■ Male
 ■ Transgender
■ Gender Non-conforming

Parenting Youth

Household and Person Breakdown

Total Number of Parenting Youth Households	0
Total Number of Persons in Parenting Youth Households	0
Total Parenting Youth	0
Total Children in Parenting Youth Households	0
Number of Parenting Youth Under 18	0
Children in Households with Parenting Youth Under 18	0
Number of Parenting Youth 18 to 24	0
Children in Households with Parenting Youth 18 to 24	0

Gender

Female	0
Male	0
Transgender	0
Gender Non-conforming	0

Ethnicity

Non-Hispanic/Non-Latino	0
Hispanic/Latino	0

Race

White	0
Black or African-American	0
Asian	0
American Indian or Alaska Native	0
Native Hawaiian or Other Pacific Islander	0
Multiple	0

Chronically Homeless

Total Number of Households	0
Total Number of Persons	0

Race

Gender

■ White
 ■ Black or African American
 ■ Asian
■ American Indian
 ■ Native Hawaiian
 ■ Multiple

■ Female
 ■ Male
 ■ Transgender
■ Gender Non-conforming

Additional Homeless Populations (Adults Only)

Serious Mental Illness	1
Substance Use Disorder	2
HIV/AIDS	0
Survivors of Domestic Violence (optional)	0

