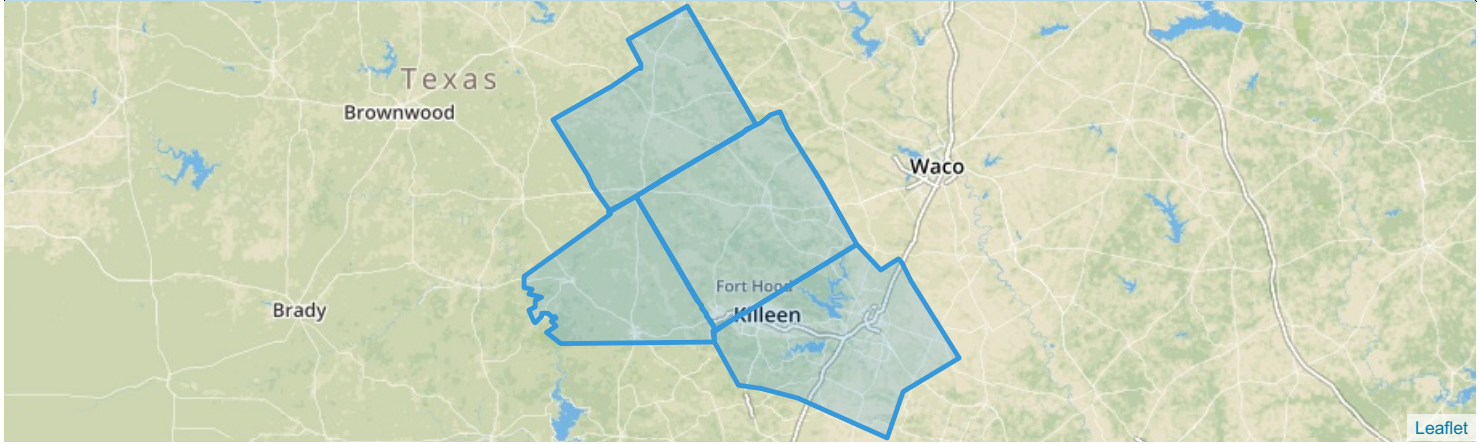
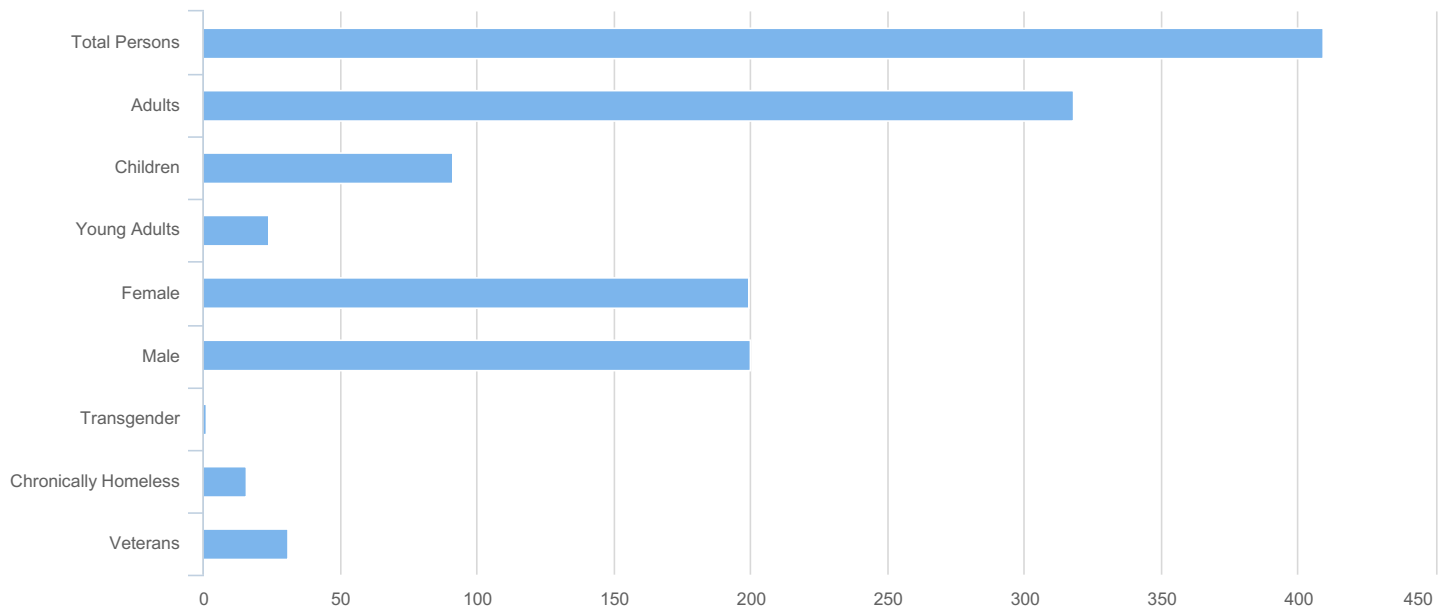


Count:	Texas Balance of State 2019 PIT Count	Geography:	4 geographies
Created by:	ortega,marissa	Created on:	02/13/2019 3:30 PM

## Summary

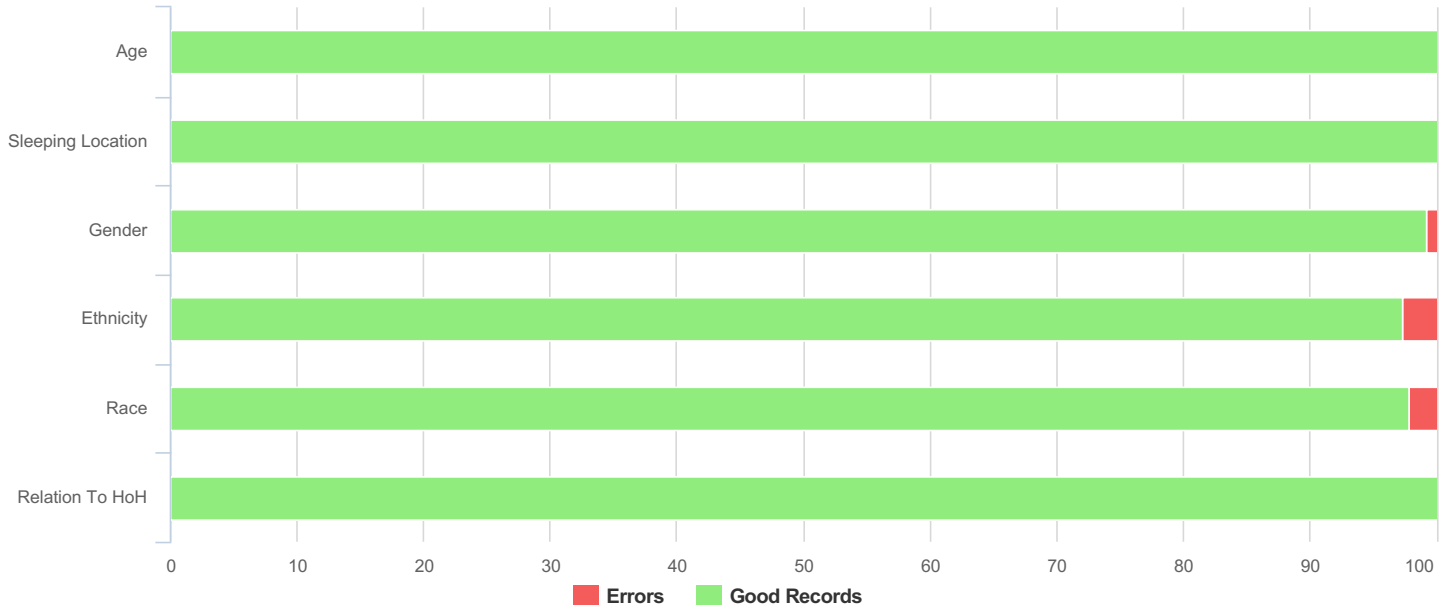


Total Persons	409
Adults (18+)	318
Children (Under 18)	91
Unknown Age	0
Young Adults (18-24)	24
Female	199
Male	200
Transgender	1
Chronically Homeless	16
Veterans	31



## Data Quality Checks

Persons Missing Age Information	0
Persons Missing Sleeping Location	0
Persons Missing Gender	3
Persons Missing Ethnicity	11
Persons Missing Race	9
Persons Missing Relation to HoH	0



## All Households

### Households with at Least one Adult and One Child

#### Household and Person Breakdown

Total Number of Households	37
Total Number of Persons	131
Number of Children (Under 18)	89
Number of Young Adults (18-24)	4
Number of Adults (25+)	38

#### Gender

Female	86
Male	41
Transgender	0
Gender Non-conforming	0

#### Ethnicity

Non-Hispanic/Non-Latino	102
Hispanic/Latino	27

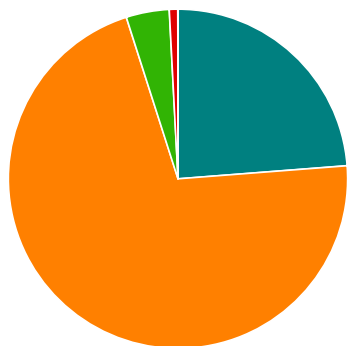
#### Race

White	29
Black or African-American	87
Asian	5
American Indian or Alaska Native	1
Native Hawaiian or Other Pacific Islander	0
Multiple	7

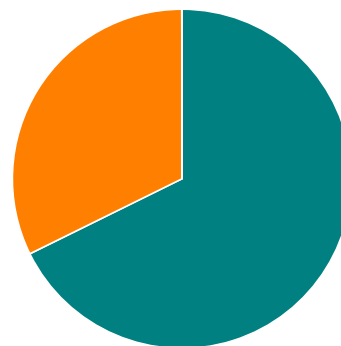
#### Chronically Homeless

Total Number of Households	0
Total Number of Persons	0

Race



Gender



■ White   
 ■ Black or African American   
 ■ Asian  
■ American Indian   
 ■ Native Hawaiian   
 ■ Multiple

■ Female   
 ■ Male   
 ■ Transgender  
■ Gender Non-conforming

# Households without Children

## Household and Person Breakdown

Total Number of Households	270
Total Number of Persons	276
Number of Young Adults (18-24)	20
Number of Adults (25+)	256

## Gender

Female	112
Male	158
Transgender	1
Gender Non-conforming	0

## Ethnicity

Non-Hispanic/Non-Latino	222
Hispanic/Latino	21

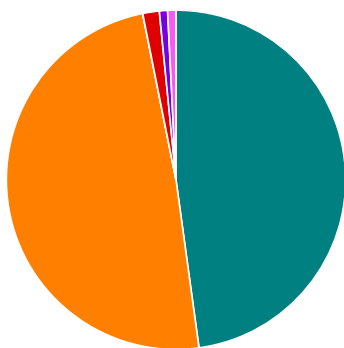
## Race

White	122
Black or African-American	125
Asian	0
American Indian or Alaska Native	4
Native Hawaiian or Other Pacific Islander	2
Multiple	9

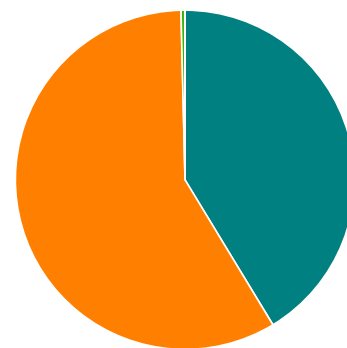
## Chronically Homeless

Total Number of Persons	16
-------------------------	----

Race



Gender



■ White   
 ■ Black or African American   
 ■ Asian  
■ American Indian   
 ■ Native Hawaiian   
 ■ Multiple

■ Female   
 ■ Male   
 ■ Transgender  
■ Gender Non-conforming

# Households with Only Children

## Household and Person Breakdown

Total Number of Households	2
Total Number of Children	2

## Gender

Female	1
Male	1
Transgender	0
Gender Non-conforming	0

## Ethnicity

Non-Hispanic/Non-Latino	0
Hispanic/Latino	1

## Race

White	1
Black or African-American	1
Asian	0
American Indian or Alaska Native	0
Native Hawaiian or Other Pacific Islander	0
Multiple	0

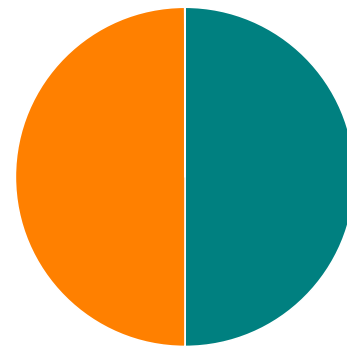
## Chronically Homeless

Total Number of Persons	0
-------------------------	---

Race



Gender



■ White   
 ■ Black or African American   
 ■ Asian  
■ American Indian   
 ■ Native Hawaiian   
 ■ Multiple

■ Female   
 ■ Male   
 ■ Transgender  
■ Gender Non-conforming

## Veteran Households

### Veteran Households with at Least One Adult and One Child

#### Household and Person Breakdown

Total Number of Households	2
Total Number of Persons	8
Total Number of Veterans	2

#### Gender

Female	2
Male	0
Transgender	0
Gender Non-conforming	0

#### Ethnicity

Non-Hispanic/Non-Latino	1
Hispanic/Latino	1

#### Race

White	1
Black or African-American	1
Asian	0
American Indian or Alaska Native	0
Native Hawaiian or Other Pacific Islander	0
Multiple	0

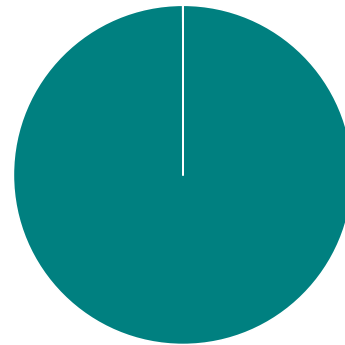
#### Chronically Homeless

Total Number of Households	0
Total Number of Persons	0

Race



Gender



■ White   
 ■ Black or African American   
 ■ Asian  
■ American Indian   
 ■ Native Hawaiian   
 ■ Multiple

■ Female   
 ■ Male   
 ■ Transgender  
■ Gender Non-conforming

# Veteran Households without Children

## Household and Person Breakdown

Total Number of Households	29
Total Number of Persons	29
Total Number of Veterans	29

## Gender

Female	6
Male	23
Transgender	0
Gender Non-conforming	0

## Ethnicity

Non-Hispanic/Non-Latino	29
Hispanic/Latino	0

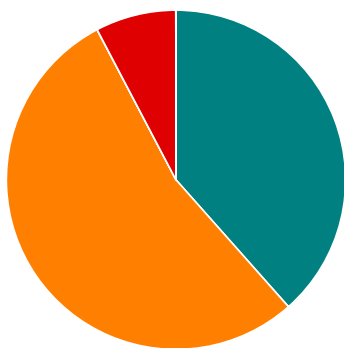
## Race

White	10
Black or African-American	14
Asian	0
American Indian or Alaska Native	2
Native Hawaiian or Other Pacific Islander	0
Multiple	2

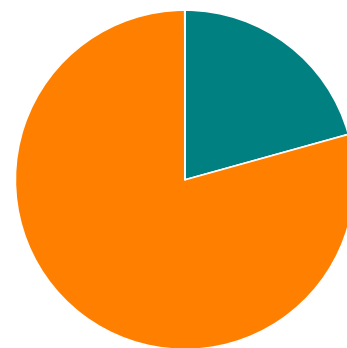
## Chronically Homeless

Total Number of Households	3
Total Number of Persons	3

Race



Gender



■ White   
 ■ Black or African American   
 ■ Asian  
■ American Indian   
 ■ Native Hawaiian   
 ■ Multiple

■ Female   
 ■ Male   
 ■ Transgender  
■ Gender Non-conforming

# Youth Households

## Unaccompanied Youth Households

### Household and Person Breakdown

Total Number of Unaccompanied Youth Households	22
Total Number of Unaccompanied Youth	22
Total Number of Unaccompanied Youth (under age 18)	2
Total Number of Unaccompanied Youth (18 to 24)	20

### Gender

Female	12
Male	10
Transgender	0
Gender Non-conforming	0

### Ethnicity

Non-Hispanic/Non-Latino	15
Hispanic/Latino	5

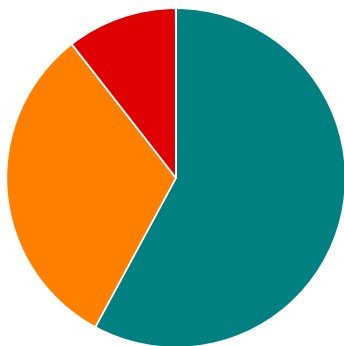
### Race

White	11
Black or African-American	6
Asian	0
American Indian or Alaska Native	2
Native Hawaiian or Other Pacific Islander	0
Multiple	1

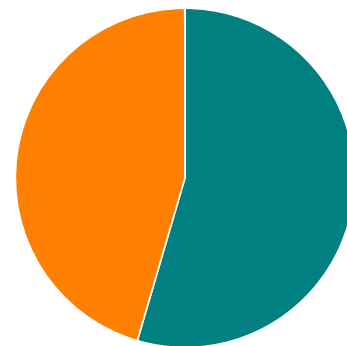
### Chronically Homeless

Total Number of Persons	0
-------------------------	---

Race



Gender



■ White   
 ■ Black or African American   
 ■ Asian  
■ American Indian   
 ■ Native Hawaiian   
 ■ Multiple

■ Female   
 ■ Male   
 ■ Transgender  
■ Gender Non-conforming



# Parenting Youth

## Household and Person Breakdown

Total Number of Parenting Youth Households	2
Total Number of Persons in Parenting Youth Households	7
Total Parenting Youth	2
Total Children in Parenting Youth Households	5
Number of Parenting Youth Under 18	0
Children in Households with Parenting Youth Under 18	0
Number of Parenting Youth 18 to 24	2
Children in Households with Parenting Youth 18 to 24	5

## Gender

Female	2
Male	0
Transgender	0
Gender Non-conforming	0

## Ethnicity

Non-Hispanic/Non-Latino	1
Hispanic/Latino	1

## Race

White	1
Black or African-American	1
Asian	0
American Indian or Alaska Native	0
Native Hawaiian or Other Pacific Islander	0
Multiple	0

## Chronically Homeless

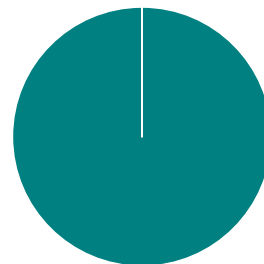
Total Number of Households	0
Total Number of Persons	0

Race



■ White   
 ■ Black or African American   
 ■ Asian  
■ American Indian   
 ■ Native Hawaiian   
 ■ Multiple

Gender



■ Female   
 ■ Male   
 ■ Transgender  
■ Gender Non-conforming

## Additional Homeless Populations (Adults Only)

Serious Mental Illness	33
Substance Use Disorder	12
HIV/AIDS	0
Survivors of Domestic Violence (optional)	76

