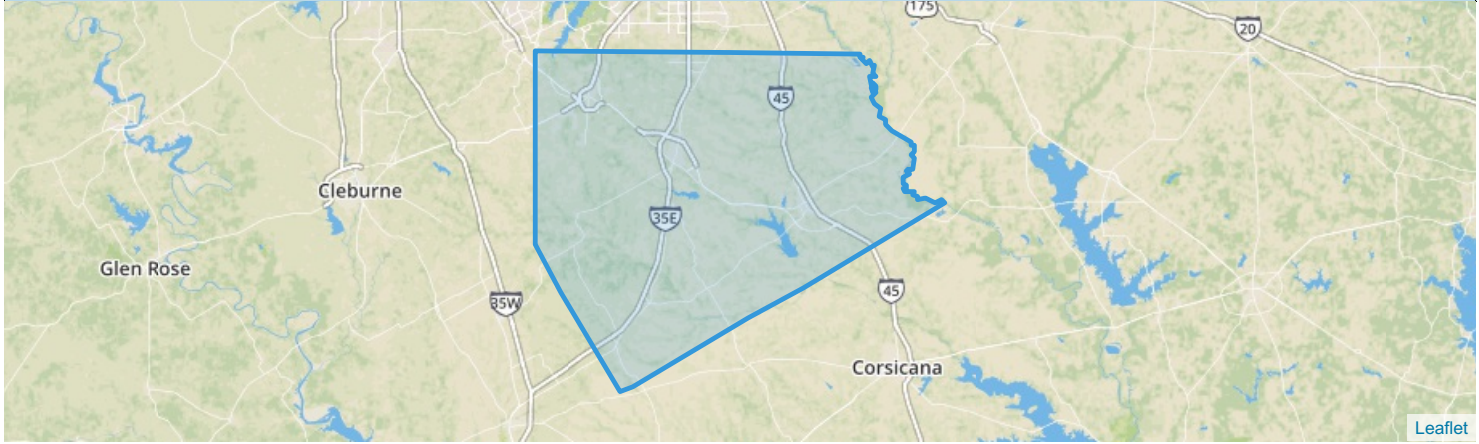
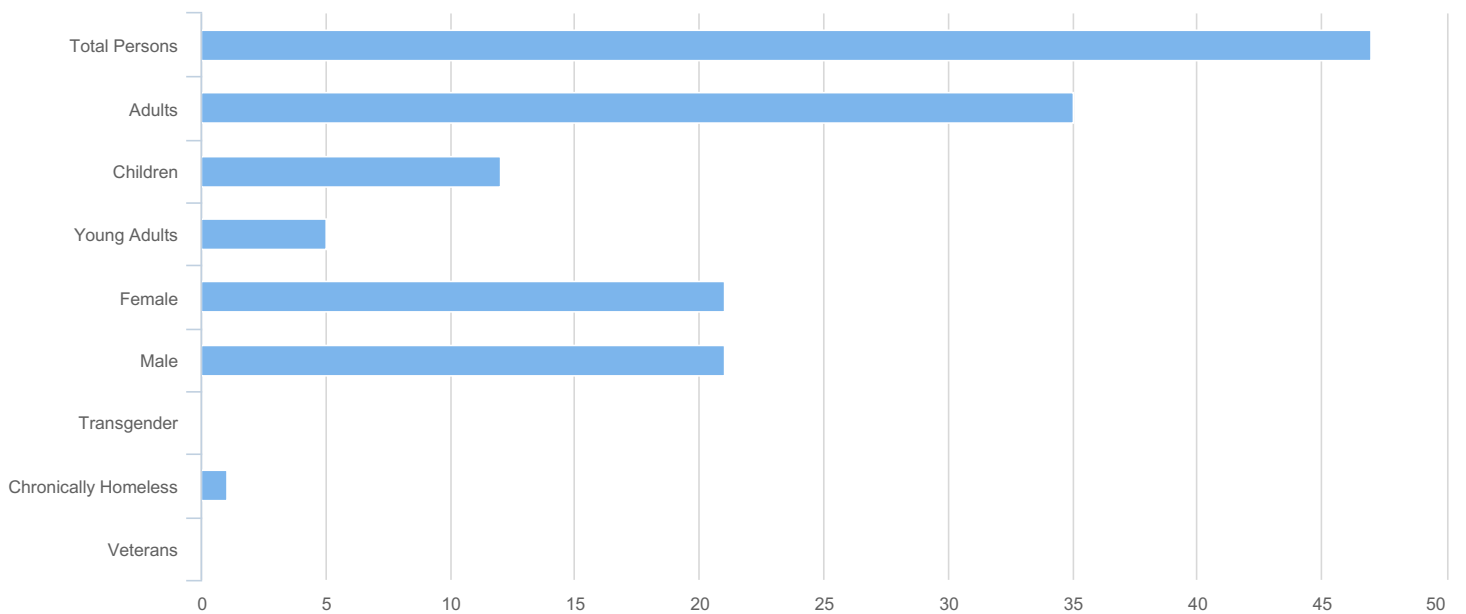


Count:	Texas Balance of State 2019 PIT Count	Geography:	Ellis
Created by:	ortega,marissa	Created on:	02/13/2019 3:51 PM

## Summary

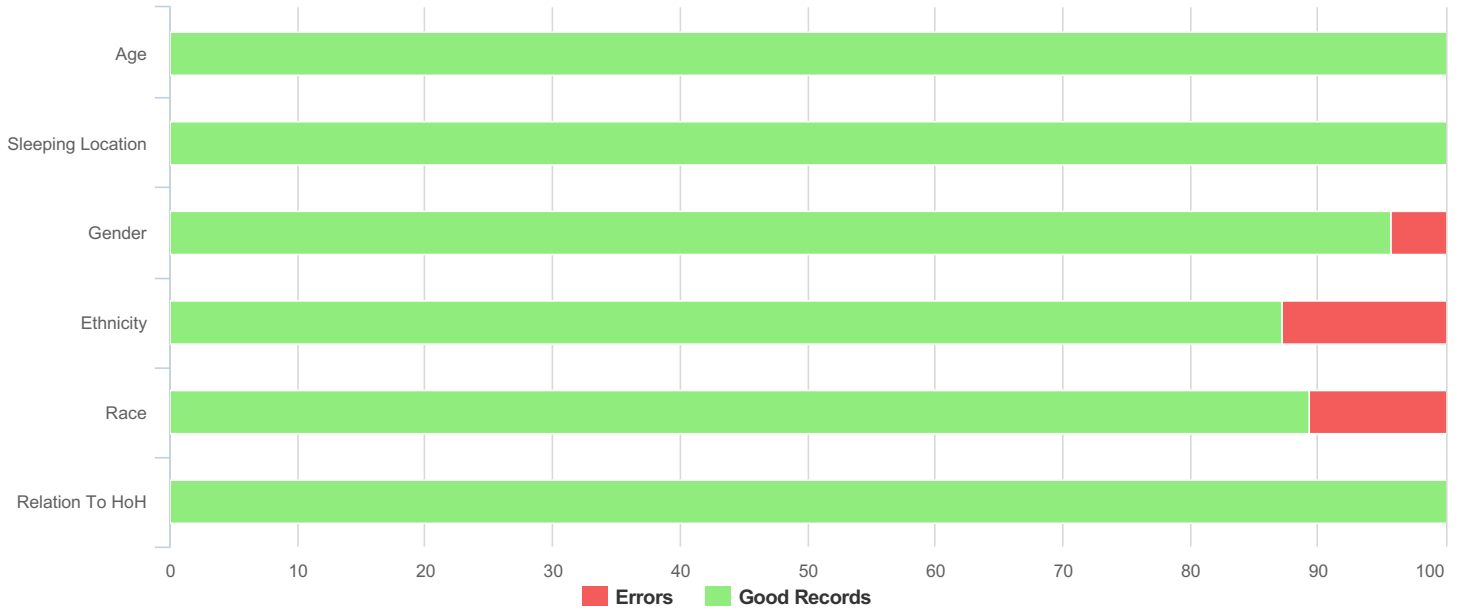


Total Persons	47
Adults (18+)	35
Children (Under 18)	12
Unknown Age	0
Young Adults (18-24)	5
Female	21
Male	21
Transgender	0
Chronically Homeless	1
Veterans	0



## Data Quality Checks

Persons Missing Age Information	0
Persons Missing Sleeping Location	0
Persons Missing Gender	2
Persons Missing Ethnicity	6
Persons Missing Race	5
Persons Missing Relation to HoH	0



## All Households

### Households with at Least one Adult and One Child

#### Household and Person Breakdown

Total Number of Households	6
Total Number of Persons	17
Number of Children (Under 18)	11
Number of Young Adults (18-24)	1
Number of Adults (25+)	5

#### Gender

Female	9
Male	7
Transgender	0
Gender Non-conforming	0

#### Ethnicity

Non-Hispanic/Non-Latino	15
Hispanic/Latino	1

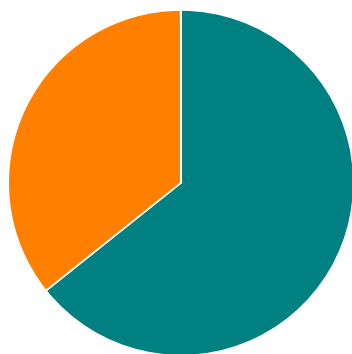
#### Race

White	9
Black or African-American	5
Asian	0
American Indian or Alaska Native	0
Native Hawaiian or Other Pacific Islander	0
Multiple	1

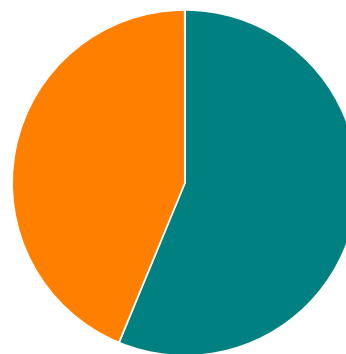
#### Chronically Homeless

Total Number of Households	0
Total Number of Persons	0

Race



Gender



■ White   
 ■ Black or African American   
 ■ Asian  
■ American Indian   
 ■ Native Hawaiian   
 ■ Multiple

■ Female   
 ■ Male   
 ■ Transgender  
■ Gender Non-conforming

# Households without Children

## Household and Person Breakdown

Total Number of Households	27
Total Number of Persons	29
Number of Young Adults (18-24)	4
Number of Adults (25+)	25

## Gender

Female	12
Male	13
Transgender	0
Gender Non-conforming	3

## Ethnicity

Non-Hispanic/Non-Latino	17
Hispanic/Latino	4

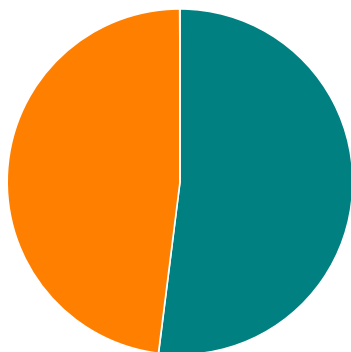
## Race

White	13
Black or African-American	12
Asian	0
American Indian or Alaska Native	0
Native Hawaiian or Other Pacific Islander	0
Multiple	0

## Chronically Homeless

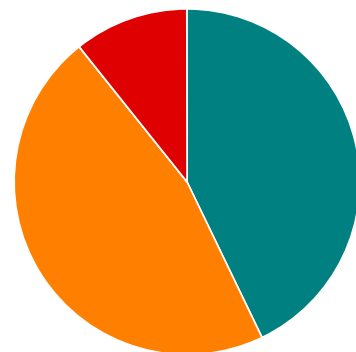
Total Number of Persons	1
-------------------------	---

Race



■ White   
 ■ Black or African American   
 ■ Asian  
■ American Indian   
 ■ Native Hawaiian   
 ■ Multiple

Gender



■ Female   
 ■ Male   
 ■ Transgender  
■ Gender Non-conforming

# Households with Only Children

## Household and Person Breakdown

Total Number of Households	1
Total Number of Children	1

## Gender

Female	0
Male	1
Transgender	0
Gender Non-conforming	0

## Ethnicity

Non-Hispanic/Non-Latino	1
Hispanic/Latino	0

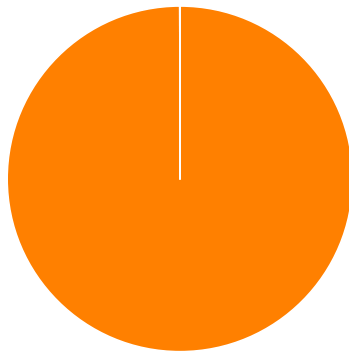
## Race

White	0
Black or African-American	1
Asian	0
American Indian or Alaska Native	0
Native Hawaiian or Other Pacific Islander	0
Multiple	0

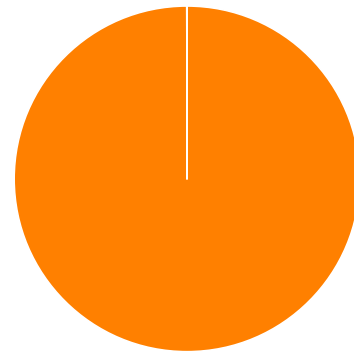
## Chronically Homeless

Total Number of Persons	0
-------------------------	---

Race



Gender



■ White   
 ■ Black or African American   
 ■ Asian  
■ American Indian   
 ■ Native Hawaiian   
 ■ Multiple

■ Female   
 ■ Male   
 ■ Transgender  
■ Gender Non-conforming

## Veteran Households

### Veteran Households with at Least One Adult and One Child

#### Household and Person Breakdown

Total Number of Households	0
Total Number of Persons	0
Total Number of Veterans	0

#### Gender

Female	0
Male	0
Transgender	0
Gender Non-conforming	0

#### Ethnicity

Non-Hispanic/Non-Latino	0
Hispanic/Latino	0

#### Race

White	0
Black or African-American	0
Asian	0
American Indian or Alaska Native	0
Native Hawaiian or Other Pacific Islander	0
Multiple	0

#### Chronically Homeless

Total Number of Households	0
Total Number of Persons	0

Race

Gender

■ White   
 ■ Black or African American   
 ■ Asian  
■ American Indian   
 ■ Native Hawaiian   
 ■ Multiple

■ Female   
 ■ Male   
 ■ Transgender  
■ Gender Non-conforming

# Veteran Households without Children

## Household and Person Breakdown

Total Number of Households	0
Total Number of Persons	0
Total Number of Veterans	0

## Gender

Female	0
Male	0
Transgender	0
Gender Non-conforming	0

## Ethnicity

Non-Hispanic/Non-Latino	0
Hispanic/Latino	0

## Race

White	0
Black or African-American	0
Asian	0
American Indian or Alaska Native	0
Native Hawaiian or Other Pacific Islander	0
Multiple	0

## Chronically Homeless

Total Number of Households	0
Total Number of Persons	0

Race

Gender

■ White   
 ■ Black or African American   
 ■ Asian  
■ American Indian   
 ■ Native Hawaiian   
 ■ Multiple

■ Female   
 ■ Male   
 ■ Transgender  
■ Gender Non-conforming

# Youth Households

## Unaccompanied Youth Households

### Household and Person Breakdown

Total Number of Unaccompanied Youth Households	5
Total Number of Unaccompanied Youth	5
Total Number of Unaccompanied Youth (under age 18)	1
Total Number of Unaccompanied Youth (18 to 24)	4

### Gender

Female	2
Male	3
Transgender	0
Gender Non-conforming	0

### Ethnicity

Non-Hispanic/Non-Latino	4
Hispanic/Latino	0

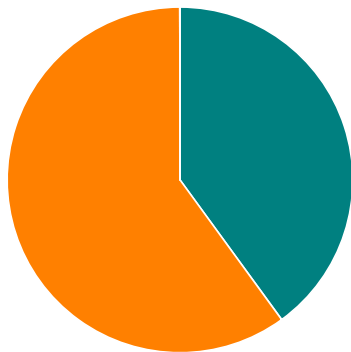
### Race

White	2
Black or African-American	3
Asian	0
American Indian or Alaska Native	0
Native Hawaiian or Other Pacific Islander	0
Multiple	0

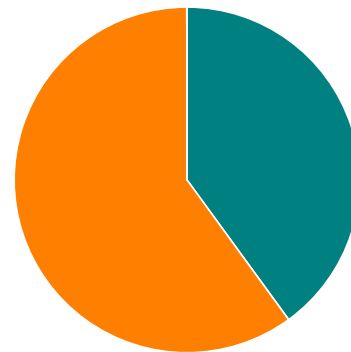
### Chronically Homeless

Total Number of Persons	0
-------------------------	---

Race



Gender



■ White   
 ■ Black or African American   
 ■ Asian  
■ American Indian   
 ■ Native Hawaiian   
 ■ Multiple

■ Female   
 ■ Male   
 ■ Transgender  
■ Gender Non-conforming



# Parenting Youth

## Household and Person Breakdown

Total Number of Parenting Youth Households	1
Total Number of Persons in Parenting Youth Households	2
Total Parenting Youth	1
Total Children in Parenting Youth Households	1
Number of Parenting Youth Under 18	0
Children in Households with Parenting Youth Under 18	0
Number of Parenting Youth 18 to 24	1
Children in Households with Parenting Youth 18 to 24	1

## Gender

Female	1
Male	0
Transgender	0
Gender Non-conforming	0

## Ethnicity

Non-Hispanic/Non-Latino	1
Hispanic/Latino	0

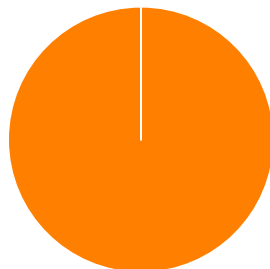
## Race

White	0
Black or African-American	1
Asian	0
American Indian or Alaska Native	0
Native Hawaiian or Other Pacific Islander	0
Multiple	0

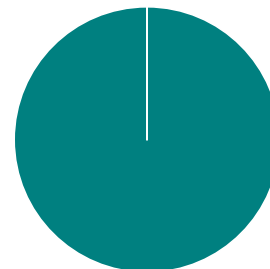
## Chronically Homeless

Total Number of Households	0
Total Number of Persons	0

Race



Gender



■ White  
 ■ Black or African American  
 ■ Asian  
■ American Indian  
 ■ Native Hawaiian  
 ■ Multiple

■ Female  
 ■ Male  
 ■ Transgender  
■ Gender Non-conforming

## Additional Homeless Populations (Adults Only)

Serious Mental Illness	2
Substance Use Disorder	1
HIV/AIDS	1
Survivors of Domestic Violence (optional)	3

