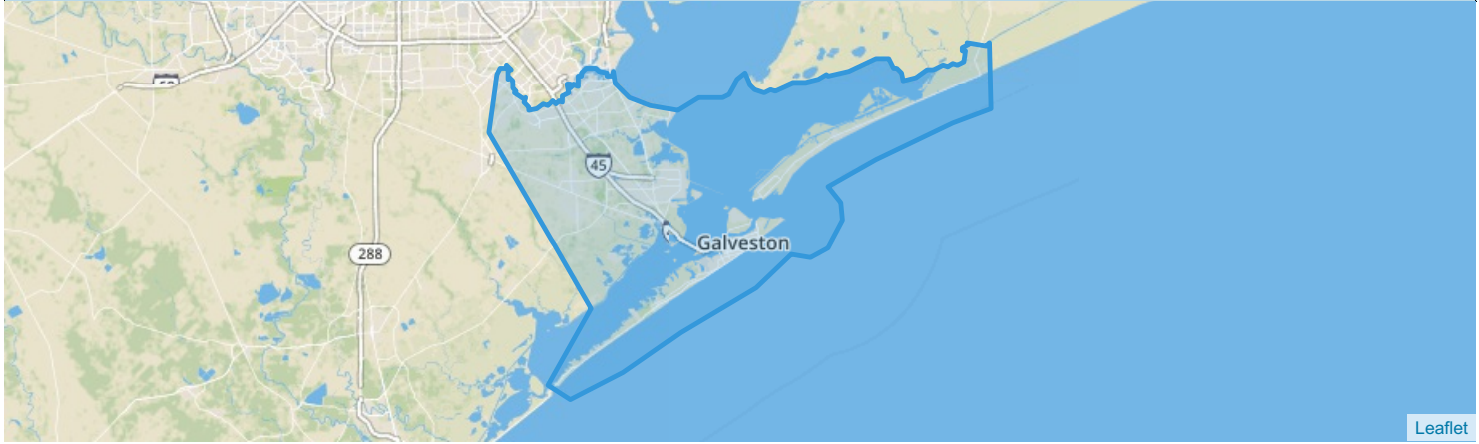
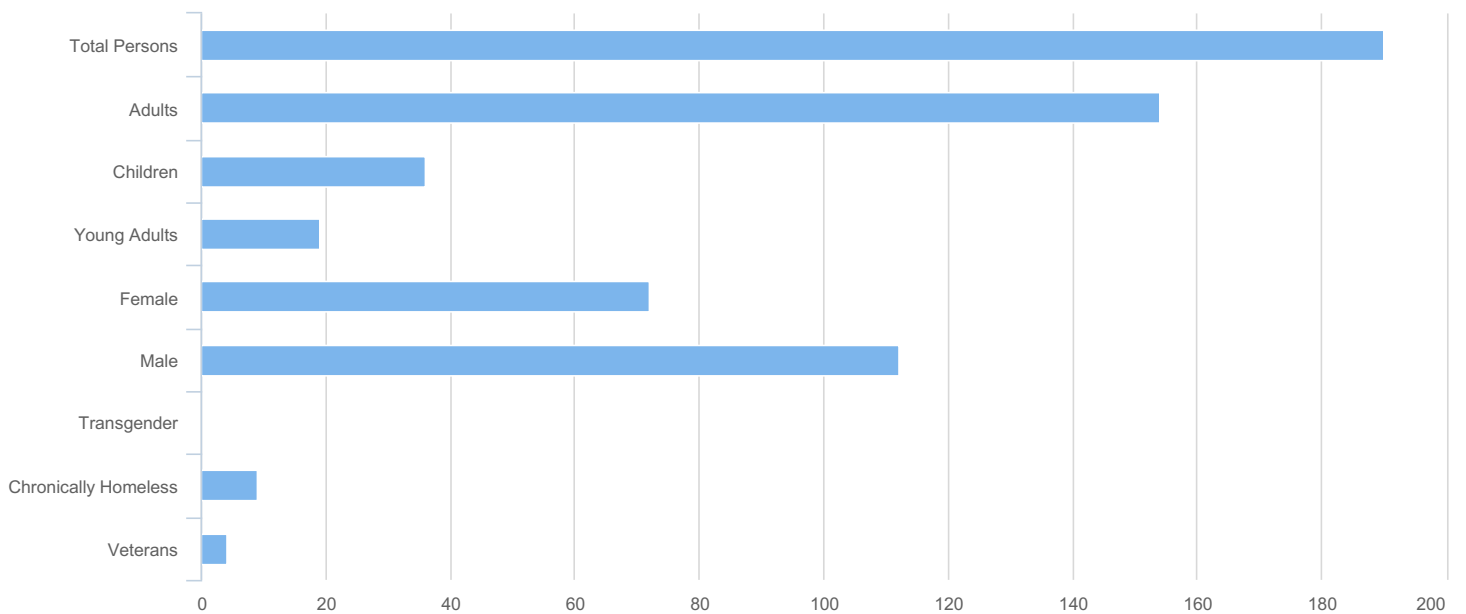


Count:	Texas Balance of State 2019 PIT Count	Geography:	Galveston
Created by:	ortega,marissa	Created on:	02/14/2019 12:24 PM

Summary

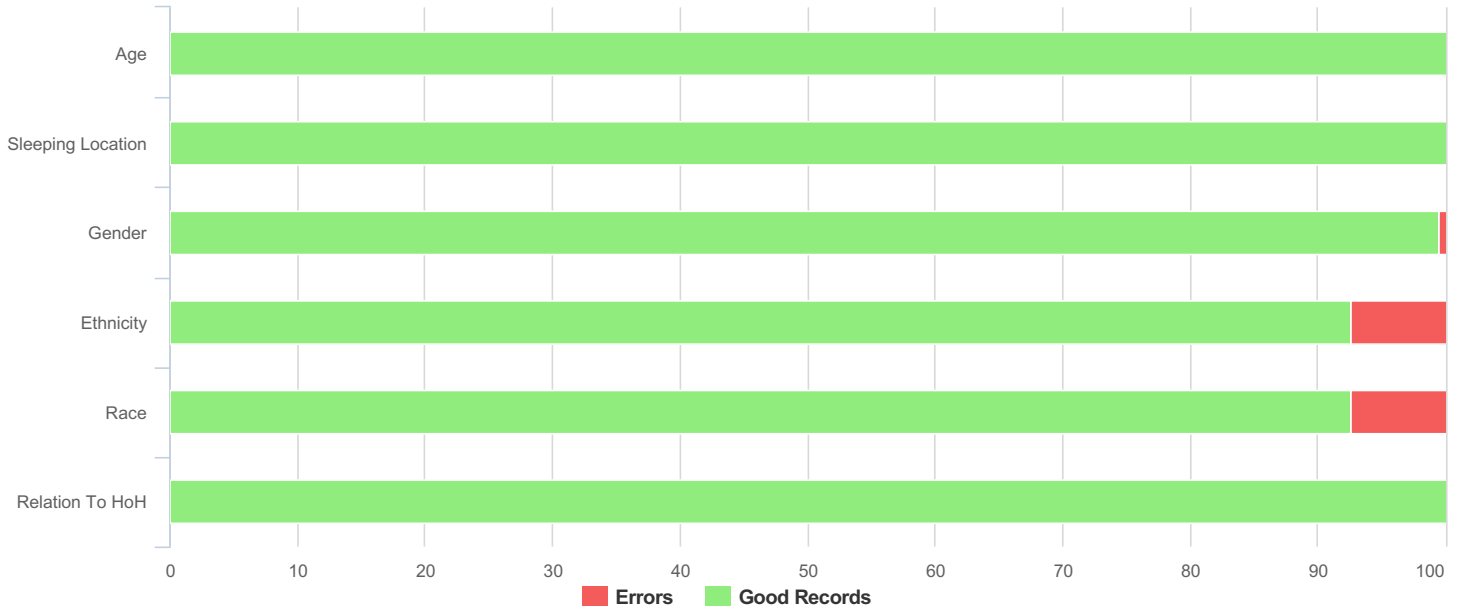


Total Persons	190
Adults (18+)	154
Children (Under 18)	36
Unknown Age	0
Young Adults (18-24)	19
Female	72
Male	112
Transgender	0
Chronically Homeless	9
Veterans	4



Data Quality Checks

Persons Missing Age Information	0
Persons Missing Sleeping Location	0
Persons Missing Gender	1
Persons Missing Ethnicity	14
Persons Missing Race	14
Persons Missing Relation to HoH	0



All Households

Households with at Least one Adult and One Child

Household and Person Breakdown

Total Number of Households	11
Total Number of Persons	47
Number of Children (Under 18)	33
Number of Young Adults (18-24)	3
Number of Adults (25+)	11

Gender

Female	27
Male	20
Transgender	0
Gender Non-conforming	0

Ethnicity

Non-Hispanic/Non-Latino	34
Hispanic/Latino	13

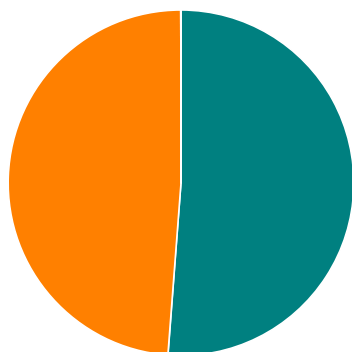
Race

White	21
Black or African-American	20
Asian	0
American Indian or Alaska Native	0
Native Hawaiian or Other Pacific Islander	0
Multiple	0

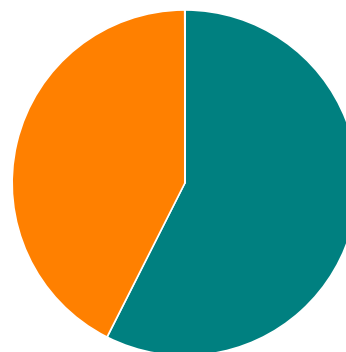
Chronically Homeless

Total Number of Households	0
Total Number of Persons	0

Race



Gender



■ White
 ■ Black or African American
 ■ Asian
■ American Indian
 ■ Native Hawaiian
 ■ Multiple

■ Female
 ■ Male
 ■ Transgender
■ Gender Non-conforming

Households without Children

Household and Person Breakdown

Total Number of Households	140
Total Number of Persons	140
Number of Young Adults (18-24)	16
Number of Adults (25+)	124

Gender

Female	44
Male	90
Transgender	0
Gender Non-conforming	0

Ethnicity

Non-Hispanic/Non-Latino	94
Hispanic/Latino	22

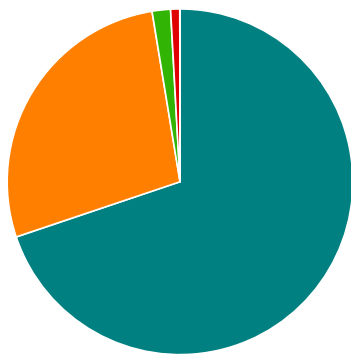
Race

White	81
Black or African-American	32
Asian	2
American Indian or Alaska Native	1
Native Hawaiian or Other Pacific Islander	0
Multiple	10

Chronically Homeless

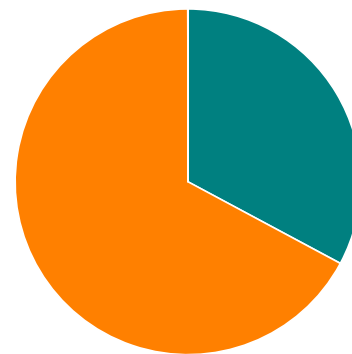
Total Number of Persons	9
-------------------------	---

Race



■ White
 ■ Black or African American
 ■ Asian
■ American Indian
 ■ Native Hawaiian
 ■ Multiple

Gender



■ Female
 ■ Male
 ■ Transgender
■ Gender Non-conforming

Households with Only Children

Household and Person Breakdown

Total Number of Households	3
Total Number of Children	3

Gender

Female	1
Male	2
Transgender	0
Gender Non-conforming	0

Ethnicity

Non-Hispanic/Non-Latino	2
Hispanic/Latino	1

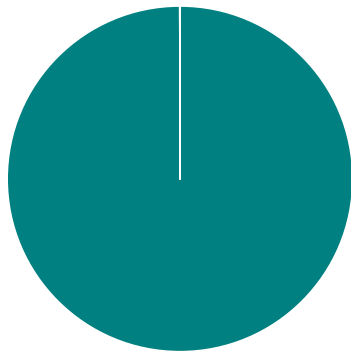
Race

White	3
Black or African-American	0
Asian	0
American Indian or Alaska Native	0
Native Hawaiian or Other Pacific Islander	0
Multiple	0

Chronically Homeless

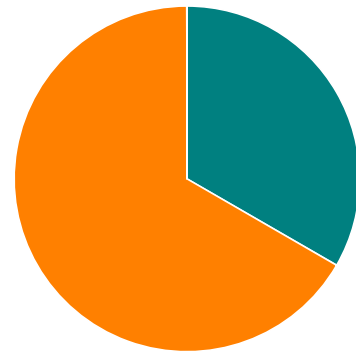
Total Number of Persons	0
-------------------------	---

Race



■ White
 ■ Black or African American
 ■ Asian
■ American Indian
 ■ Native Hawaiian
 ■ Multiple

Gender



■ Female
 ■ Male
 ■ Transgender
■ Gender Non-conforming

Veteran Households

Veteran Households with at Least One Adult and One Child

Household and Person Breakdown

Total Number of Households	1
Total Number of Persons	4
Total Number of Veterans	1

Gender

Female	0
Male	1
Transgender	0
Gender Non-conforming	0

Ethnicity

Non-Hispanic/Non-Latino	1
Hispanic/Latino	0

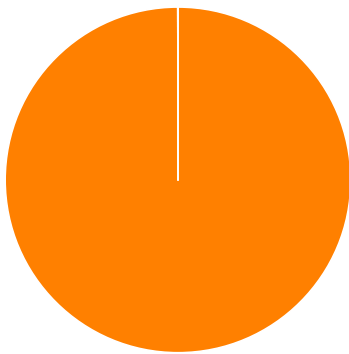
Race

White	0
Black or African-American	1
Asian	0
American Indian or Alaska Native	0
Native Hawaiian or Other Pacific Islander	0
Multiple	0

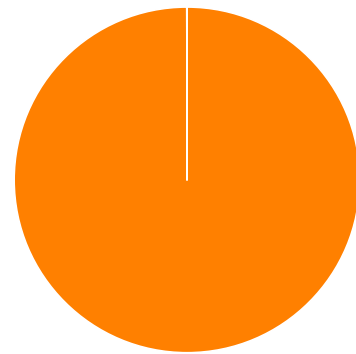
Chronically Homeless

Total Number of Households	0
Total Number of Persons	0

Race



Gender



■ White
 ■ Black or African American
 ■ Asian
■ American Indian
 ■ Native Hawaiian
 ■ Multiple

■ Female
 ■ Male
 ■ Transgender
■ Gender Non-conforming

Veteran Households without Children

Household and Person Breakdown

Total Number of Households	3
Total Number of Persons	3
Total Number of Veterans	3

Gender

Female	0
Male	3
Transgender	0
Gender Non-conforming	0

Ethnicity

Non-Hispanic/Non-Latino	3
Hispanic/Latino	0

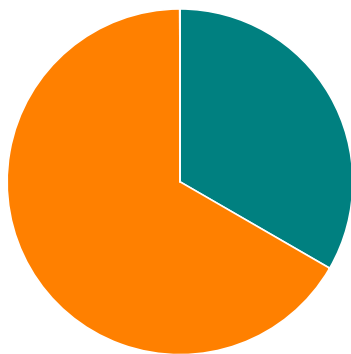
Race

White	1
Black or African-American	2
Asian	0
American Indian or Alaska Native	0
Native Hawaiian or Other Pacific Islander	0
Multiple	0

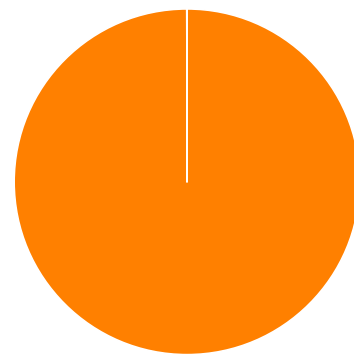
Chronically Homeless

Total Number of Households	0
Total Number of Persons	0

Race



Gender



■ White
 ■ Black or African American
 ■ Asian
■ American Indian
 ■ Native Hawaiian
 ■ Multiple

■ Female
 ■ Male
 ■ Transgender
■ Gender Non-conforming

Youth Households

Unaccompanied Youth Households

Household and Person Breakdown

Total Number of Unaccompanied Youth Households	19
Total Number of Unaccompanied Youth	19
Total Number of Unaccompanied Youth (under age 18)	3
Total Number of Unaccompanied Youth (18 to 24)	16

Gender

Female	6
Male	13
Transgender	0
Gender Non-conforming	0

Ethnicity

Non-Hispanic/Non-Latino	12
Hispanic/Latino	7

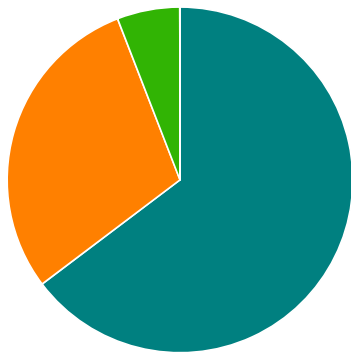
Race

White	11
Black or African-American	5
Asian	1
American Indian or Alaska Native	0
Native Hawaiian or Other Pacific Islander	0
Multiple	2

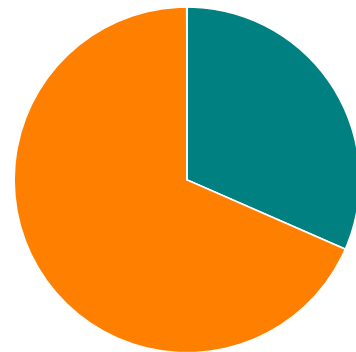
Chronically Homeless

Total Number of Persons	1
-------------------------	---

Race



Gender



■ White
 ■ Black or African American
 ■ Asian
■ American Indian
 ■ Native Hawaiian
 ■ Multiple

■ Female
 ■ Male
 ■ Transgender
■ Gender Non-conforming

Parenting Youth

Household and Person Breakdown

Total Number of Parenting Youth Households	2
Total Number of Persons in Parenting Youth Households	5
Total Parenting Youth	2
Total Children in Parenting Youth Households	3
Number of Parenting Youth Under 18	0
Children in Households with Parenting Youth Under 18	0
Number of Parenting Youth 18 to 24	2
Children in Households with Parenting Youth 18 to 24	3

Gender

Female	2
Male	0
Transgender	0
Gender Non-conforming	0

Ethnicity

Non-Hispanic/Non-Latino	1
Hispanic/Latino	1

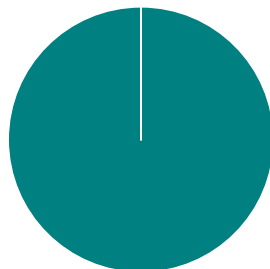
Race

White	1
Black or African-American	0
Asian	0
American Indian or Alaska Native	0
Native Hawaiian or Other Pacific Islander	0
Multiple	0

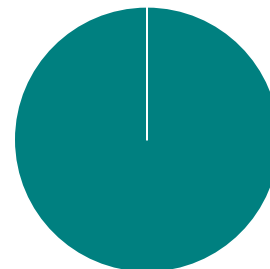
Chronically Homeless

Total Number of Households	0
Total Number of Persons	0

Race



Gender



■ White
 ■ Black or African American
 ■ Asian
■ American Indian
 ■ Native Hawaiian
 ■ Multiple

■ Female
 ■ Male
 ■ Transgender
■ Gender Non-conforming

Additional Homeless Populations (Adults Only)

Serious Mental Illness	11
Substance Use Disorder	6
HIV/AIDS	1
Survivors of Domestic Violence (optional)	13

