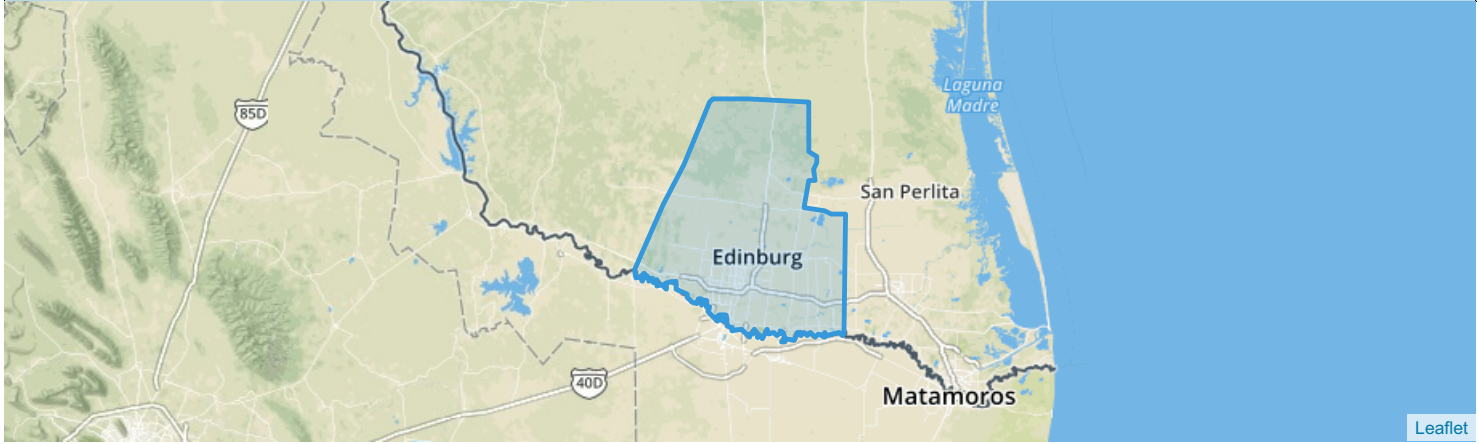
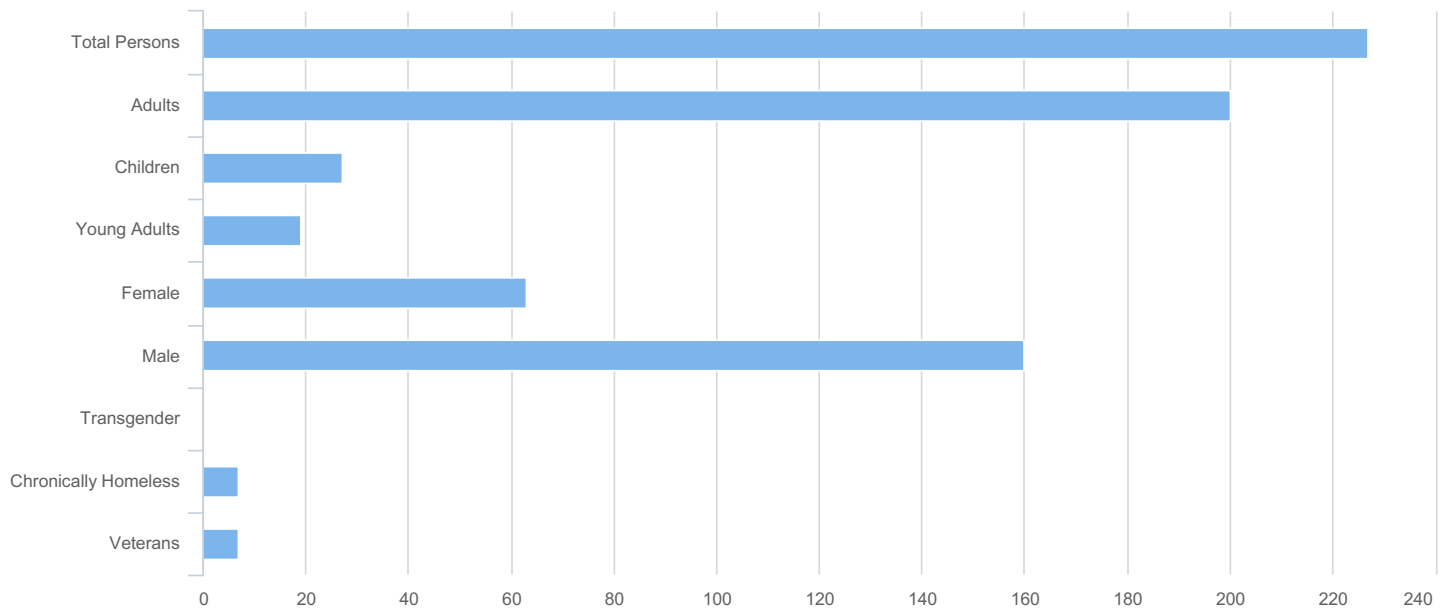


Count:	Texas Balance of State 2019 PIT Count	Geography:	Hidalgo
Created by:	ortega,marissa	Created on:	02/13/2019 4:01 PM

## Summary

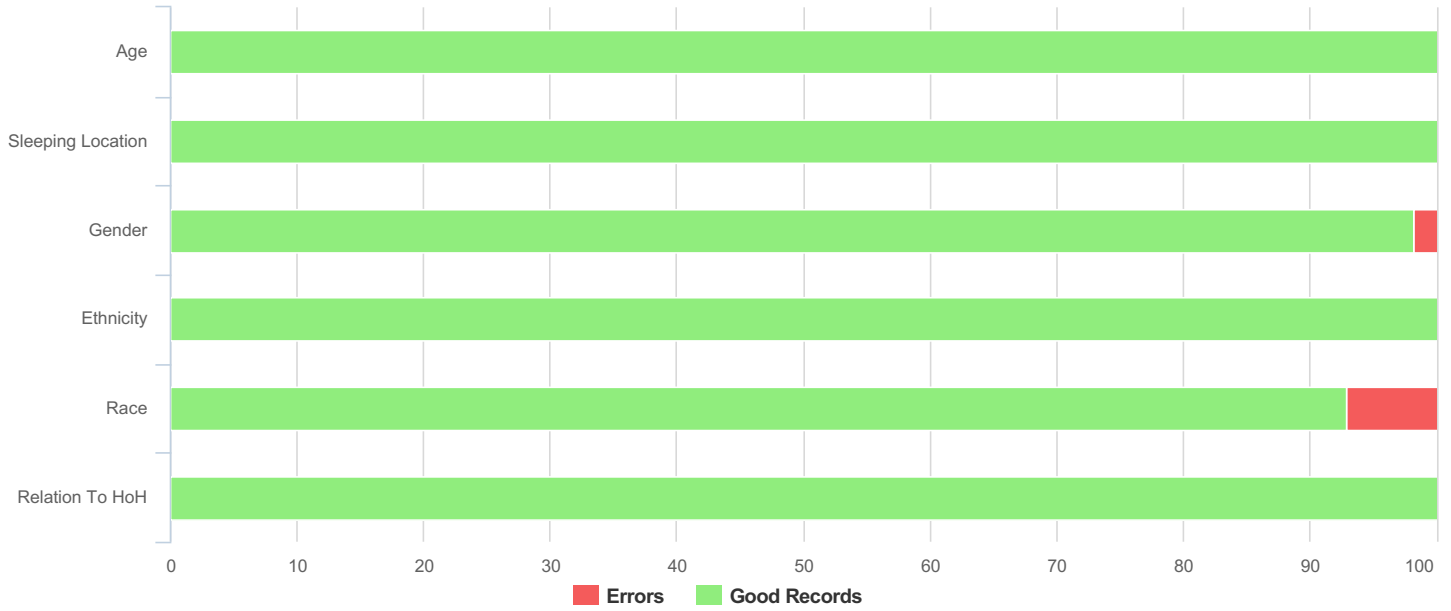


Total Persons	227
Adults (18+)	200
Children (Under 18)	27
Unknown Age	0
Young Adults (18-24)	19
Female	63
Male	160
Transgender	0
Chronically Homeless	7
Veterans	7



## Data Quality Checks

Persons Missing Age Information	0
Persons Missing Sleeping Location	0
Persons Missing Gender	4
Persons Missing Ethnicity	0
Persons Missing Race	16
Persons Missing Relation to HoH	0



## All Households

### Households with at Least one Adult and One Child

#### Household and Person Breakdown

Total Number of Households	11
Total Number of Persons	31
Number of Children (Under 18)	19
Number of Young Adults (18-24)	4
Number of Adults (25+)	8

#### Gender

Female	21
Male	10
Transgender	0
Gender Non-conforming	0

#### Ethnicity

Non-Hispanic/Non-Latino	1
Hispanic/Latino	30

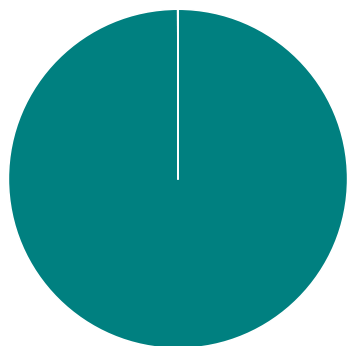
#### Race

White	26
Black or African-American	0
Asian	0
American Indian or Alaska Native	0
Native Hawaiian or Other Pacific Islander	0
Multiple	0

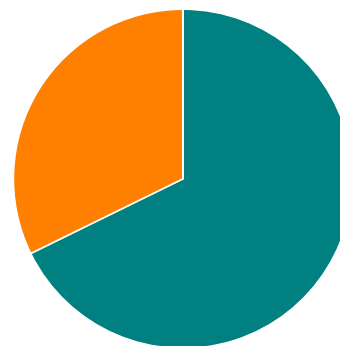
#### Chronically Homeless

Total Number of Households	0
Total Number of Persons	0

Race



Gender



■ White   
 ■ Black or African American   
 ■ Asian  
■ American Indian   
 ■ Native Hawaiian   
 ■ Multiple

■ Female   
 ■ Male   
 ■ Transgender  
■ Gender Non-conforming

# Households without Children

## Household and Person Breakdown

Total Number of Households	185
Total Number of Persons	188
Number of Young Adults (18-24)	15
Number of Adults (25+)	173

## Gender

Female	36
Male	148
Transgender	0
Gender Non-conforming	0

## Ethnicity

Non-Hispanic/Non-Latino	46
Hispanic/Latino	141

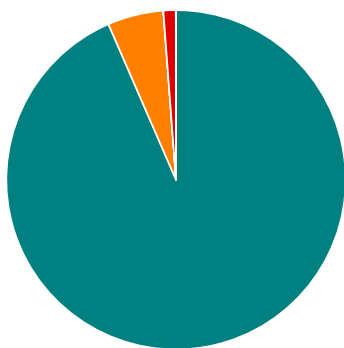
## Race

White	158
Black or African-American	9
Asian	0
American Indian or Alaska Native	2
Native Hawaiian or Other Pacific Islander	0
Multiple	1

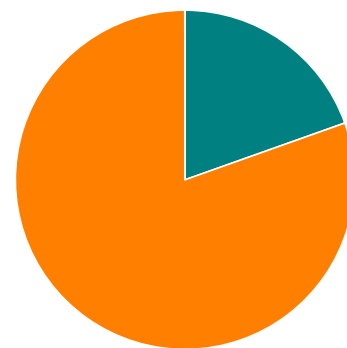
## Chronically Homeless

Total Number of Persons	7
-------------------------	---

Race



Gender



■ White   
 ■ Black or African American   
 ■ Asian  
■ American Indian   
 ■ Native Hawaiian   
 ■ Multiple

■ Female   
 ■ Male   
 ■ Transgender  
■ Gender Non-conforming

# Households with Only Children

## Household and Person Breakdown

Total Number of Households	4
Total Number of Children	8

## Gender

Female	6
Male	2
Transgender	0
Gender Non-conforming	0

## Ethnicity

Non-Hispanic/Non-Latino	0
Hispanic/Latino	8

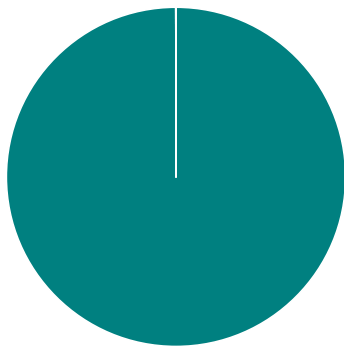
## Race

White	7
Black or African-American	0
Asian	0
American Indian or Alaska Native	0
Native Hawaiian or Other Pacific Islander	0
Multiple	0

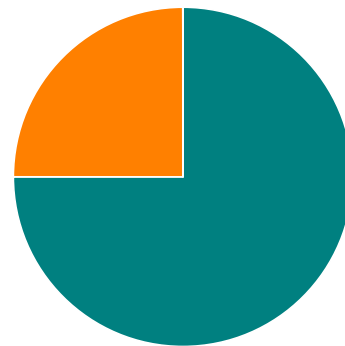
## Chronically Homeless

Total Number of Persons	0
-------------------------	---

Race



Gender



■ White   
 ■ Black or African American   
 ■ Asian  
■ American Indian   
 ■ Native Hawaiian   
 ■ Multiple

■ Female   
 ■ Male   
 ■ Transgender  
■ Gender Non-conforming

## Veteran Households

### Veteran Households with at Least One Adult and One Child

#### Household and Person Breakdown

Total Number of Households	0
Total Number of Persons	0
Total Number of Veterans	0

#### Gender

Female	0
Male	0
Transgender	0
Gender Non-conforming	0

#### Ethnicity

Non-Hispanic/Non-Latino	0
Hispanic/Latino	0

#### Race

White	0
Black or African-American	0
Asian	0
American Indian or Alaska Native	0
Native Hawaiian or Other Pacific Islander	0
Multiple	0

#### Chronically Homeless

Total Number of Households	0
Total Number of Persons	0

Race

Gender

■ White   
 ■ Black or African American   
 ■ Asian  
■ American Indian   
 ■ Native Hawaiian   
 ■ Multiple

■ Female   
 ■ Male   
 ■ Transgender  
■ Gender Non-conforming

# Veteran Households without Children

## Household and Person Breakdown

Total Number of Households	7
Total Number of Persons	7
Total Number of Veterans	7

## Gender

Female	0
Male	7
Transgender	0
Gender Non-conforming	0

## Ethnicity

Non-Hispanic/Non-Latino	4
Hispanic/Latino	3

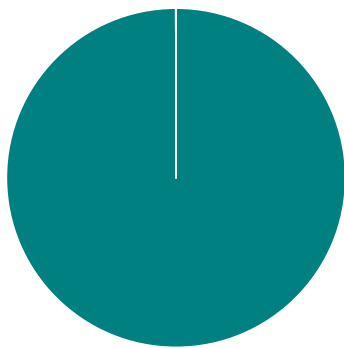
## Race

White	7
Black or African-American	0
Asian	0
American Indian or Alaska Native	0
Native Hawaiian or Other Pacific Islander	0
Multiple	0

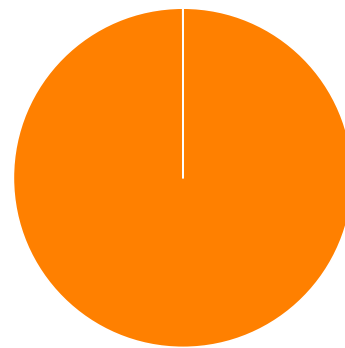
## Chronically Homeless

Total Number of Households	1
Total Number of Persons	1

Race



Gender



■ White   
 ■ Black or African American   
 ■ Asian  
■ American Indian   
 ■ Native Hawaiian   
 ■ Multiple

■ Female   
 ■ Male   
 ■ Transgender  
■ Gender Non-conforming

# Youth Households

## Unaccompanied Youth Households

### Household and Person Breakdown

Total Number of Unaccompanied Youth Households	17
Total Number of Unaccompanied Youth	17
Total Number of Unaccompanied Youth (under age 18)	3
Total Number of Unaccompanied Youth (18 to 24)	14

### Gender

Female	2
Male	15
Transgender	0
Gender Non-conforming	0

### Ethnicity

Non-Hispanic/Non-Latino	2
Hispanic/Latino	15

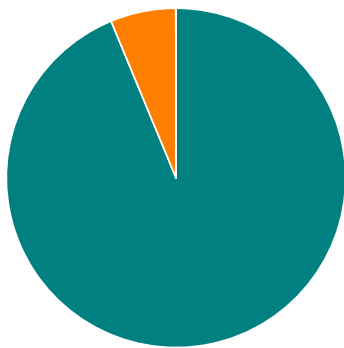
### Race

White	15
Black or African-American	1
Asian	0
American Indian or Alaska Native	0
Native Hawaiian or Other Pacific Islander	0
Multiple	0

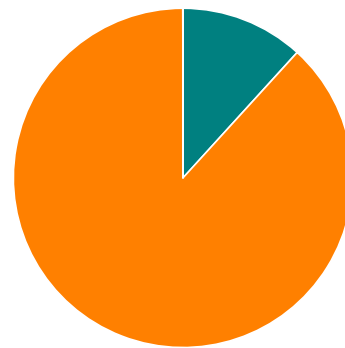
### Chronically Homeless

Total Number of Persons	0
-------------------------	---

Race



Gender



■ White   
 ■ Black or African American   
 ■ Asian  
■ American Indian   
 ■ Native Hawaiian   
 ■ Multiple

■ Female   
 ■ Male   
 ■ Transgender  
■ Gender Non-conforming



# Parenting Youth

## Household and Person Breakdown

Total Number of Parenting Youth Households	5
Total Number of Persons in Parenting Youth Households	14
Total Parenting Youth	5
Total Children in Parenting Youth Households	10
Number of Parenting Youth Under 18	1
Children in Households with Parenting Youth Under 18	4
Number of Parenting Youth 18 to 24	4
Children in Households with Parenting Youth 18 to 24	5

## Gender

Female	5
Male	0
Transgender	0
Gender Non-conforming	0

## Ethnicity

Non-Hispanic/Non-Latino	0
Hispanic/Latino	5

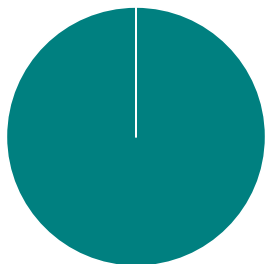
## Race

White	5
Black or African-American	0
Asian	0
American Indian or Alaska Native	0
Native Hawaiian or Other Pacific Islander	0
Multiple	0

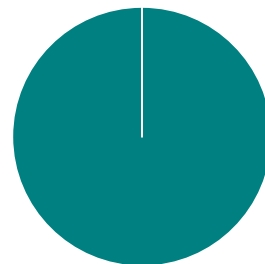
## Chronically Homeless

Total Number of Households	0
Total Number of Persons	0

Race



Gender



■ White   
 ■ Black or African American   
 ■ Asian  
■ American Indian   
 ■ Native Hawaiian   
 ■ Multiple

■ Female   
 ■ Male   
 ■ Transgender  
■ Gender Non-conforming

## Additional Homeless Populations (Adults Only)

Serious Mental Illness	7
Substance Use Disorder	2
HIV/AIDS	1
Survivors of Domestic Violence (optional)	13

