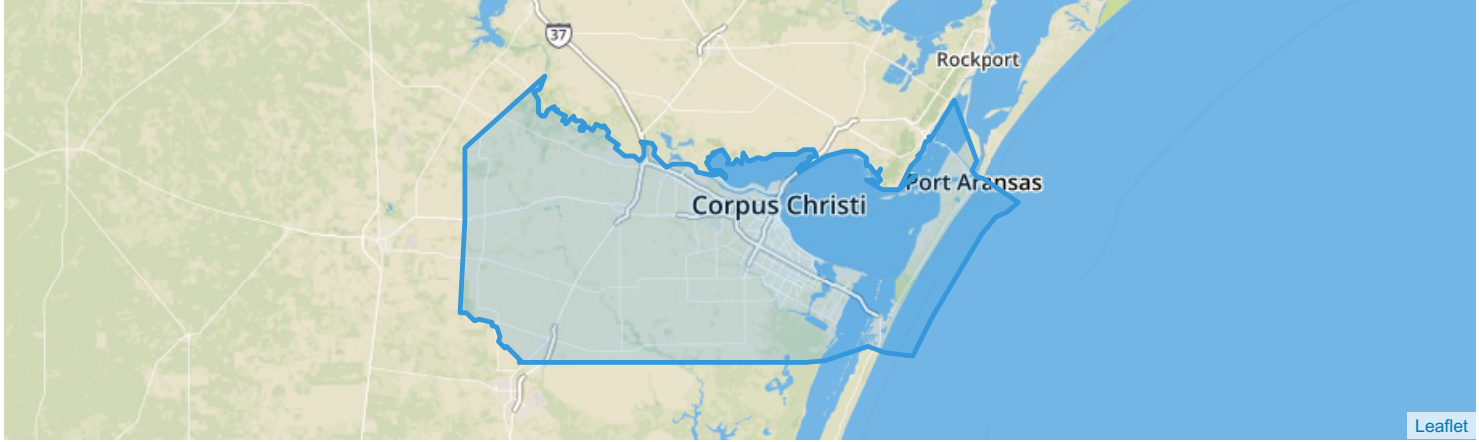
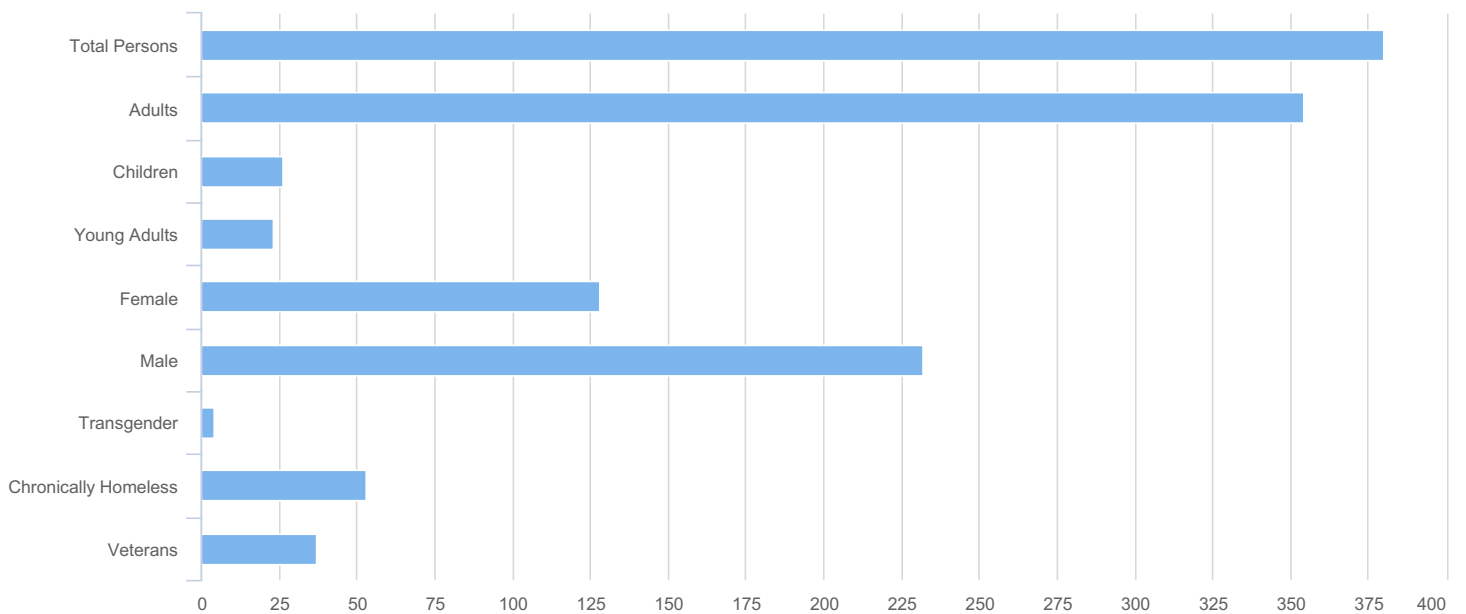


Count:	Texas Balance of State 2019 PIT Count	Geography:	Nueces
Created by:	ortega,marissa	Created on:	02/19/2019 3:39 PM

## Summary

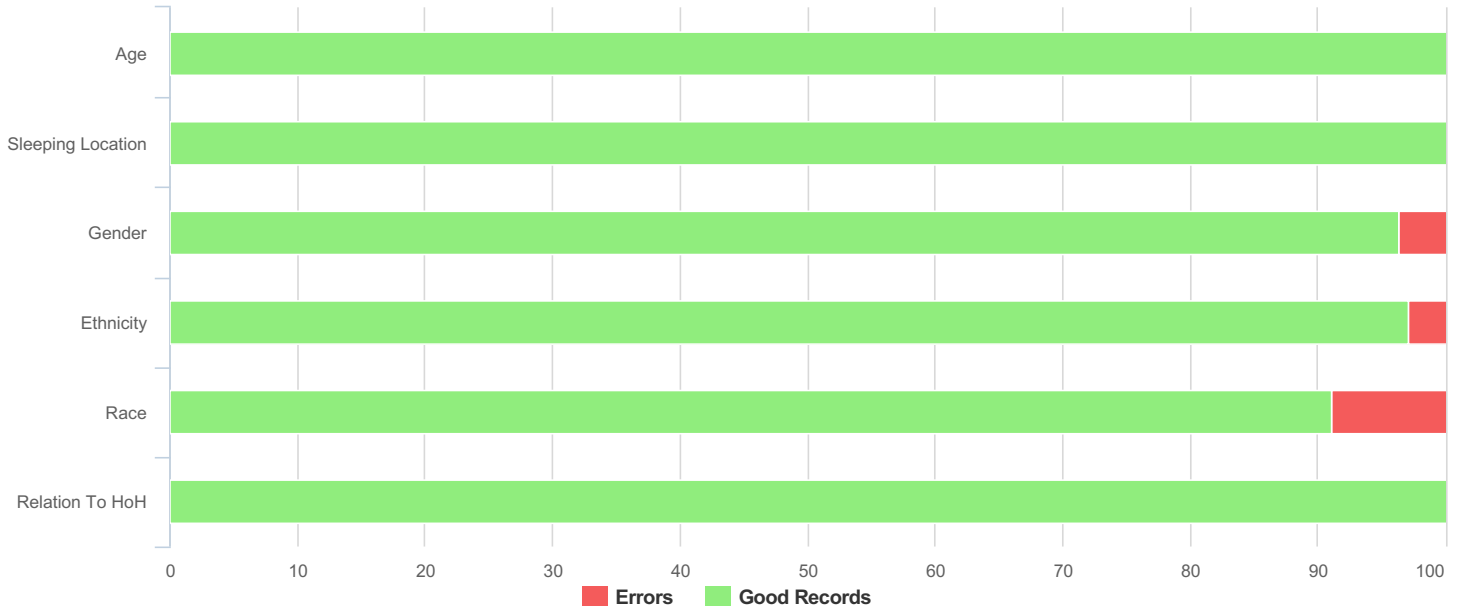


Total Persons	380
Adults (18+)	354
Children (Under 18)	26
Unknown Age	0
Young Adults (18-24)	23
Female	128
Male	232
Transgender	4
Chronically Homeless	53
Veterans	37



## Data Quality Checks

Persons Missing Age Information	0
Persons Missing Sleeping Location	0
Persons Missing Gender	14
Persons Missing Ethnicity	11
Persons Missing Race	34
Persons Missing Relation to HoH	0



## All Households

### Households with at Least one Adult and One Child

#### Household and Person Breakdown

Total Number of Households	15
Total Number of Persons	49
Number of Children (Under 18)	26
Number of Young Adults (18-24)	3
Number of Adults (25+)	20

#### Gender

Female	25
Male	18
Transgender	0
Gender Non-conforming	0

#### Ethnicity

Non-Hispanic/Non-Latino	21
Hispanic/Latino	25

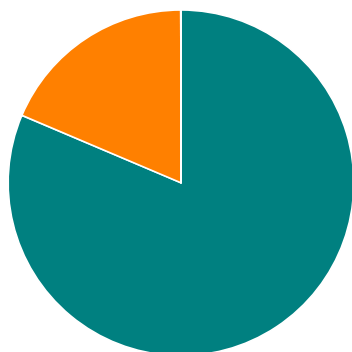
#### Race

White	35
Black or African-American	8
Asian	0
American Indian or Alaska Native	0
Native Hawaiian or Other Pacific Islander	0
Multiple	3

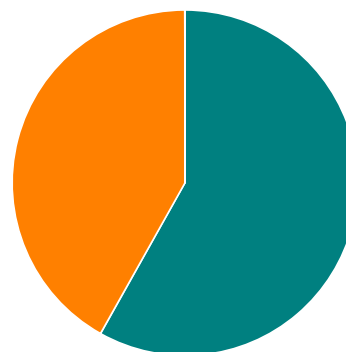
#### Chronically Homeless

Total Number of Households	0
Total Number of Persons	0

Race



Gender



■ White   
 ■ Black or African American   
 ■ Asian  
■ American Indian   
 ■ Native Hawaiian   
 ■ Multiple

■ Female   
 ■ Male   
 ■ Transgender  
■ Gender Non-conforming

# Households without Children

## Household and Person Breakdown

Total Number of Households	327
Total Number of Persons	331
Number of Young Adults (18-24)	20
Number of Adults (25+)	311

## Gender

Female	103
Male	214
Transgender	4
Gender Non-conforming	1

## Ethnicity

Non-Hispanic/Non-Latino	207
Hispanic/Latino	108

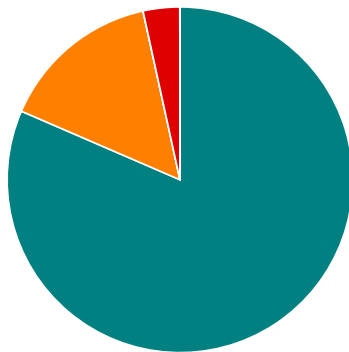
## Race

White	238
Black or African-American	44
Asian	0
American Indian or Alaska Native	10
Native Hawaiian or Other Pacific Islander	0
Multiple	5

## Chronically Homeless

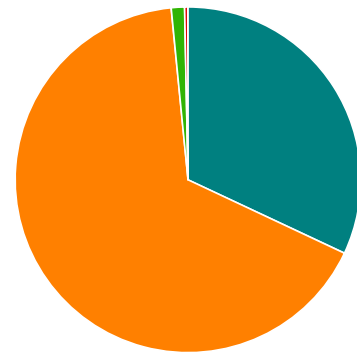
Total Number of Persons	53
-------------------------	----

Race



■ White   
 ■ Black or African American   
 ■ Asian  
■ American Indian   
 ■ Native Hawaiian   
 ■ Multiple

Gender



■ Female   
 ■ Male   
 ■ Transgender  
■ Gender Non-conforming

# Households with Only Children

## Household and Person Breakdown

Total Number of Households	0
Total Number of Children	0

## Gender

Female	0
Male	0
Transgender	0
Gender Non-conforming	0

## Ethnicity

Non-Hispanic/Non-Latino	0
Hispanic/Latino	0

## Race

White	0
Black or African-American	0
Asian	0
American Indian or Alaska Native	0
Native Hawaiian or Other Pacific Islander	0
Multiple	0

## Chronically Homeless

Total Number of Persons	0
-------------------------	---

Race

Gender

■ White   
 ■ Black or African American   
 ■ Asian  
■ American Indian   
 ■ Native Hawaiian   
 ■ Multiple

■ Female   
 ■ Male   
 ■ Transgender  
■ Gender Non-conforming

## Veteran Households

### Veteran Households with at Least One Adult and One Child

#### Household and Person Breakdown

Total Number of Households	0
Total Number of Persons	0
Total Number of Veterans	0

#### Gender

Female	0
Male	0
Transgender	0
Gender Non-conforming	0

#### Ethnicity

Non-Hispanic/Non-Latino	0
Hispanic/Latino	0

#### Race

White	0
Black or African-American	0
Asian	0
American Indian or Alaska Native	0
Native Hawaiian or Other Pacific Islander	0
Multiple	0

#### Chronically Homeless

Total Number of Households	0
Total Number of Persons	0

Race

Gender

■ White   
 ■ Black or African American   
 ■ Asian  
■ American Indian   
 ■ Native Hawaiian   
 ■ Multiple

■ Female   
 ■ Male   
 ■ Transgender  
■ Gender Non-conforming

# Veteran Households without Children

## Household and Person Breakdown

Total Number of Households	37
Total Number of Persons	38
Total Number of Veterans	37

## Gender

Female	2
Male	33
Transgender	1
Gender Non-conforming	1

## Ethnicity

Non-Hispanic/Non-Latino	28
Hispanic/Latino	8

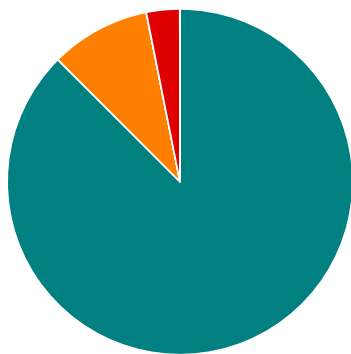
## Race

White	28
Black or African-American	3
Asian	0
American Indian or Alaska Native	1
Native Hawaiian or Other Pacific Islander	0
Multiple	1

## Chronically Homeless

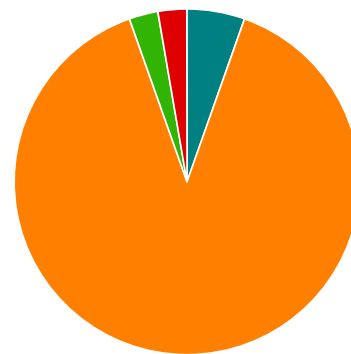
Total Number of Households	10
Total Number of Persons	11

Race



■ White   
 ■ Black or African American   
 ■ Asian  
■ American Indian   
 ■ Native Hawaiian   
 ■ Multiple

Gender



■ Female   
 ■ Male   
 ■ Transgender  
■ Gender Non-conforming

# Youth Households

## Unaccompanied Youth Households

### Household and Person Breakdown

Total Number of Unaccompanied Youth Households	20
Total Number of Unaccompanied Youth	20
Total Number of Unaccompanied Youth (under age 18)	0
Total Number of Unaccompanied Youth (18 to 24)	20

### Gender

Female	9
Male	9
Transgender	2
Gender Non-conforming	0

### Ethnicity

Non-Hispanic/Non-Latino	12
Hispanic/Latino	7

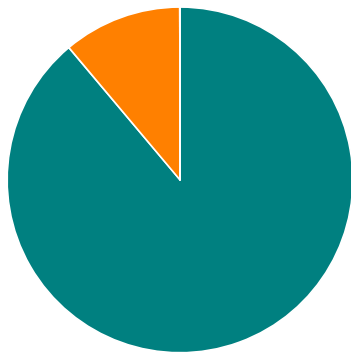
### Race

White	16
Black or African-American	2
Asian	0
American Indian or Alaska Native	0
Native Hawaiian or Other Pacific Islander	0
Multiple	1

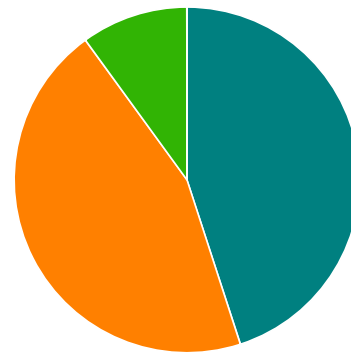
### Chronically Homeless

Total Number of Persons	0
-------------------------	---

Race



Gender



■ White   
 ■ Black or African American   
 ■ Asian  
■ American Indian   
 ■ Native Hawaiian   
 ■ Multiple

■ Female   
 ■ Male   
 ■ Transgender  
■ Gender Non-conforming



# Parenting Youth

## Household and Person Breakdown

Total Number of Parenting Youth Households	0
Total Number of Persons in Parenting Youth Households	0
Total Parenting Youth	0
Total Children in Parenting Youth Households	0
Number of Parenting Youth Under 18	0
Children in Households with Parenting Youth Under 18	0
Number of Parenting Youth 18 to 24	0
Children in Households with Parenting Youth 18 to 24	0

## Gender

Female	0
Male	0
Transgender	0
Gender Non-conforming	0

## Ethnicity

Non-Hispanic/Non-Latino	0
Hispanic/Latino	0

## Race

White	0
Black or African-American	0
Asian	0
American Indian or Alaska Native	0
Native Hawaiian or Other Pacific Islander	0
Multiple	0

## Chronically Homeless

Total Number of Households	0
Total Number of Persons	0

Race

Gender

■ White   
 ■ Black or African American   
 ■ Asian  
■ American Indian   
 ■ Native Hawaiian   
 ■ Multiple

■ Female   
 ■ Male   
 ■ Transgender  
■ Gender Non-conforming

## Additional Homeless Populations (Adults Only)

Serious Mental Illness	72
Substance Use Disorder	40
HIV/AIDS	4
Survivors of Domestic Violence (optional)	26

