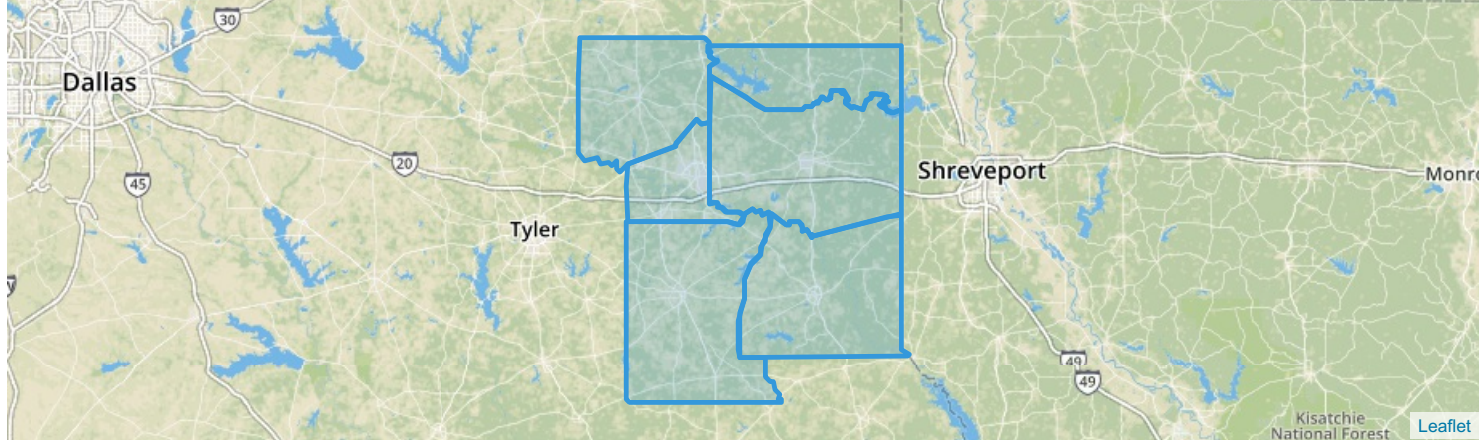
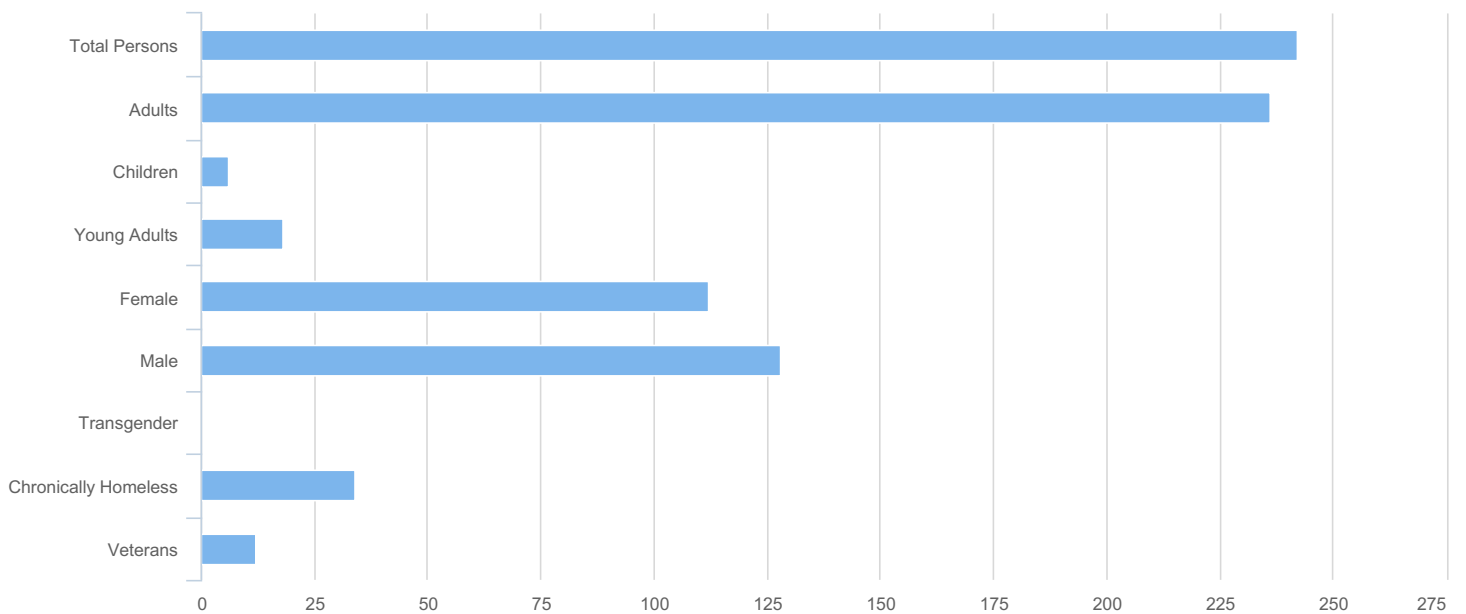


Count:	Texas Balance of State 2019 PIT Count	Geography:	6 geographies
Created by:	ortega,marissa	Created on:	02/14/2019 1:41 PM

Summary

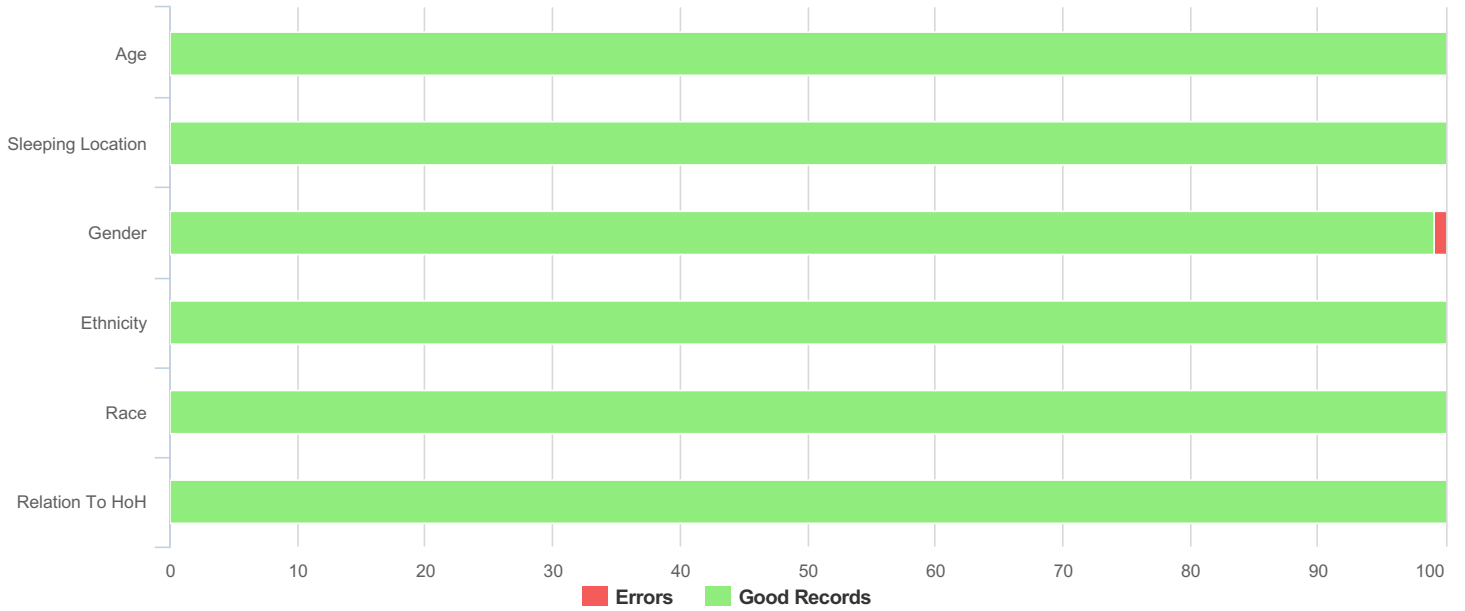


Total Persons	242
Adults (18+)	236
Children (Under 18)	6
Unknown Age	0
Young Adults (18-24)	18
Female	112
Male	128
Transgender	0
Chronically Homeless	34
Veterans	12



Data Quality Checks

Persons Missing Age Information	0
Persons Missing Sleeping Location	0
Persons Missing Gender	2
Persons Missing Ethnicity	0
Persons Missing Race	0
Persons Missing Relation to HoH	0



All Households

Households with at Least one Adult and One Child

Household and Person Breakdown

Total Number of Households	3
Total Number of Persons	8
Number of Children (Under 18)	5
Number of Young Adults (18-24)	0
Number of Adults (25+)	3

Gender

Female	5
Male	3
Transgender	0
Gender Non-conforming	0

Ethnicity

Non-Hispanic/Non-Latino	8
Hispanic/Latino	0

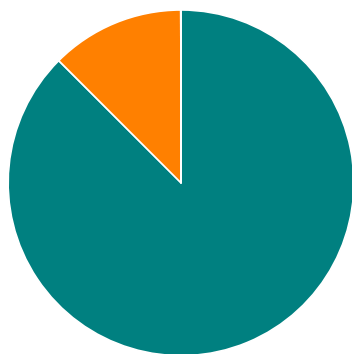
Race

White	7
Black or African-American	1
Asian	0
American Indian or Alaska Native	0
Native Hawaiian or Other Pacific Islander	0
Multiple	0

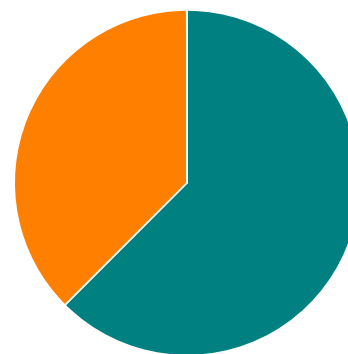
Chronically Homeless

Total Number of Households	1
Total Number of Persons	2

Race



Gender



■ White
 ■ Black or African American
 ■ Asian
■ American Indian
 ■ Native Hawaiian
 ■ Multiple

■ Female
 ■ Male
 ■ Transgender
■ Gender Non-conforming

Households without Children

Household and Person Breakdown

Total Number of Households	232
Total Number of Persons	233
Number of Young Adults (18-24)	18
Number of Adults (25+)	215

Gender

Female	107
Male	124
Transgender	0
Gender Non-conforming	0

Ethnicity

Non-Hispanic/Non-Latino	216
Hispanic/Latino	11

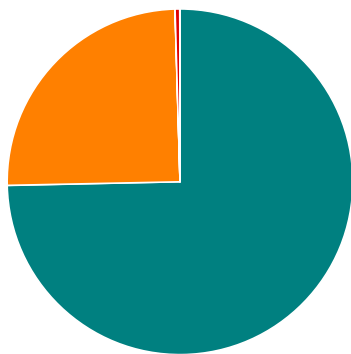
Race

White	168
Black or African-American	56
Asian	0
American Indian or Alaska Native	1
Native Hawaiian or Other Pacific Islander	0
Multiple	4

Chronically Homeless

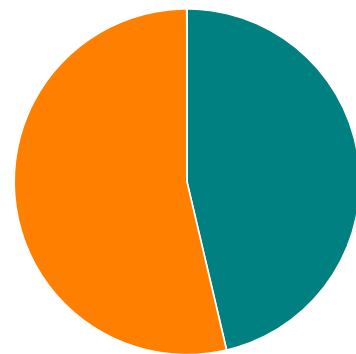
Total Number of Persons	32
-------------------------	----

Race



■ White
 ■ Black or African American
 ■ Asian
 ■ American Indian
 ■ Native Hawaiian
 ■ Multiple

Gender



■ Female
 ■ Male
 ■ Transgender
 ■ Gender Non-conforming

Households with Only Children

Household and Person Breakdown

Total Number of Households	1
Total Number of Children	1

Gender

Female	0
Male	1
Transgender	0
Gender Non-conforming	0

Ethnicity

Non-Hispanic/Non-Latino	1
Hispanic/Latino	0

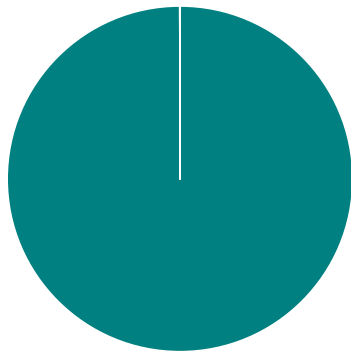
Race

White	1
Black or African-American	0
Asian	0
American Indian or Alaska Native	0
Native Hawaiian or Other Pacific Islander	0
Multiple	0

Chronically Homeless

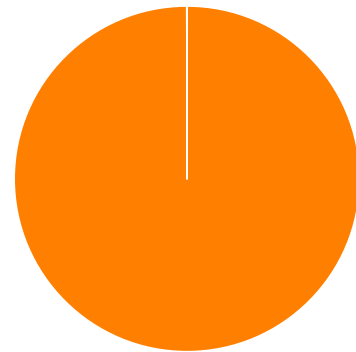
Total Number of Persons	0
-------------------------	---

Race



■ White
 ■ Black or African American
 ■ Asian
 ■ American Indian
 ■ Native Hawaiian
 ■ Multiple

Gender



■ Female
 ■ Male
 ■ Transgender
 ■ Gender Non-conforming

Veteran Households

Veteran Households with at Least One Adult and One Child

Household and Person Breakdown

Total Number of Households	0
Total Number of Persons	0
Total Number of Veterans	0

Gender

Female	0
Male	0
Transgender	0
Gender Non-conforming	0

Ethnicity

Non-Hispanic/Non-Latino	0
Hispanic/Latino	0

Race

White	0
Black or African-American	0
Asian	0
American Indian or Alaska Native	0
Native Hawaiian or Other Pacific Islander	0
Multiple	0

Chronically Homeless

Total Number of Households	0
Total Number of Persons	0

Race

Gender

■ White
 ■ Black or African American
 ■ Asian
■ American Indian
 ■ Native Hawaiian
 ■ Multiple

■ Female
 ■ Male
 ■ Transgender
■ Gender Non-conforming

Veteran Households without Children

Household and Person Breakdown

Total Number of Households	12
Total Number of Persons	12
Total Number of Veterans	12

Gender

Female	1
Male	11
Transgender	0
Gender Non-conforming	0

Ethnicity

Non-Hispanic/Non-Latino	11
Hispanic/Latino	0

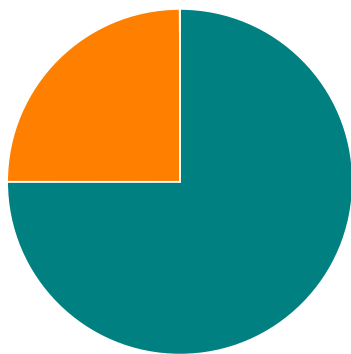
Race

White	9
Black or African-American	3
Asian	0
American Indian or Alaska Native	0
Native Hawaiian or Other Pacific Islander	0
Multiple	0

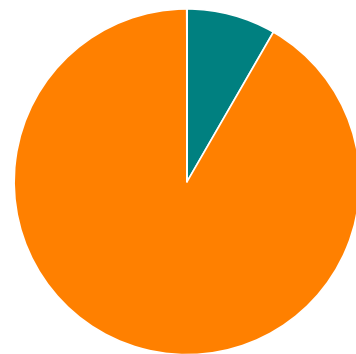
Chronically Homeless

Total Number of Households	4
Total Number of Persons	4

Race



Gender



■ White
 ■ Black or African American
 ■ Asian
■ American Indian
 ■ Native Hawaiian
 ■ Multiple

■ Female
 ■ Male
 ■ Transgender
■ Gender Non-conforming

Youth Households

Unaccompanied Youth Households

Household and Person Breakdown

Total Number of Unaccompanied Youth Households	19
Total Number of Unaccompanied Youth	19
Total Number of Unaccompanied Youth (under age 18)	1
Total Number of Unaccompanied Youth (18 to 24)	18

Gender

Female	8
Male	11
Transgender	0
Gender Non-conforming	0

Ethnicity

Non-Hispanic/Non-Latino	18
Hispanic/Latino	1

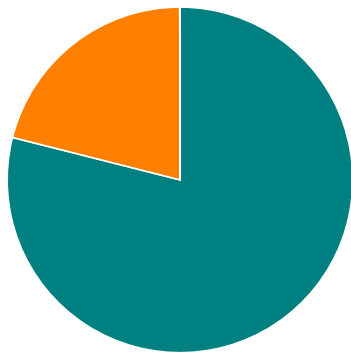
Race

White	15
Black or African-American	4
Asian	0
American Indian or Alaska Native	0
Native Hawaiian or Other Pacific Islander	0
Multiple	0

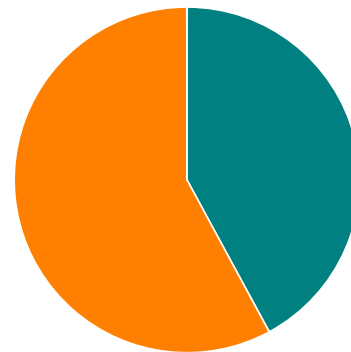
Chronically Homeless

Total Number of Persons	5
-------------------------	---

Race



Gender



■ White
 ■ Black or African American
 ■ Asian
■ American Indian
 ■ Native Hawaiian
 ■ Multiple

■ Female
 ■ Male
 ■ Transgender
■ Gender Non-conforming

Parenting Youth

Household and Person Breakdown

Total Number of Parenting Youth Households	0
Total Number of Persons in Parenting Youth Households	0
Total Parenting Youth	0
Total Children in Parenting Youth Households	0
Number of Parenting Youth Under 18	0
Children in Households with Parenting Youth Under 18	0
Number of Parenting Youth 18 to 24	0
Children in Households with Parenting Youth 18 to 24	0

Gender

Female	0
Male	0
Transgender	0
Gender Non-conforming	0

Ethnicity

Non-Hispanic/Non-Latino	0
Hispanic/Latino	0

Race

White	0
Black or African-American	0
Asian	0
American Indian or Alaska Native	0
Native Hawaiian or Other Pacific Islander	0
Multiple	0

Chronically Homeless

Total Number of Households	0
Total Number of Persons	0

Race

Gender

■ White
 ■ Black or African American
 ■ Asian
■ American Indian
 ■ Native Hawaiian
 ■ Multiple

■ Female
 ■ Male
 ■ Transgender
■ Gender Non-conforming

Additional Homeless Populations (Adults Only)

Serious Mental Illness	32
Substance Use Disorder	20
HIV/AIDS	6
Survivors of Domestic Violence (optional)	17

