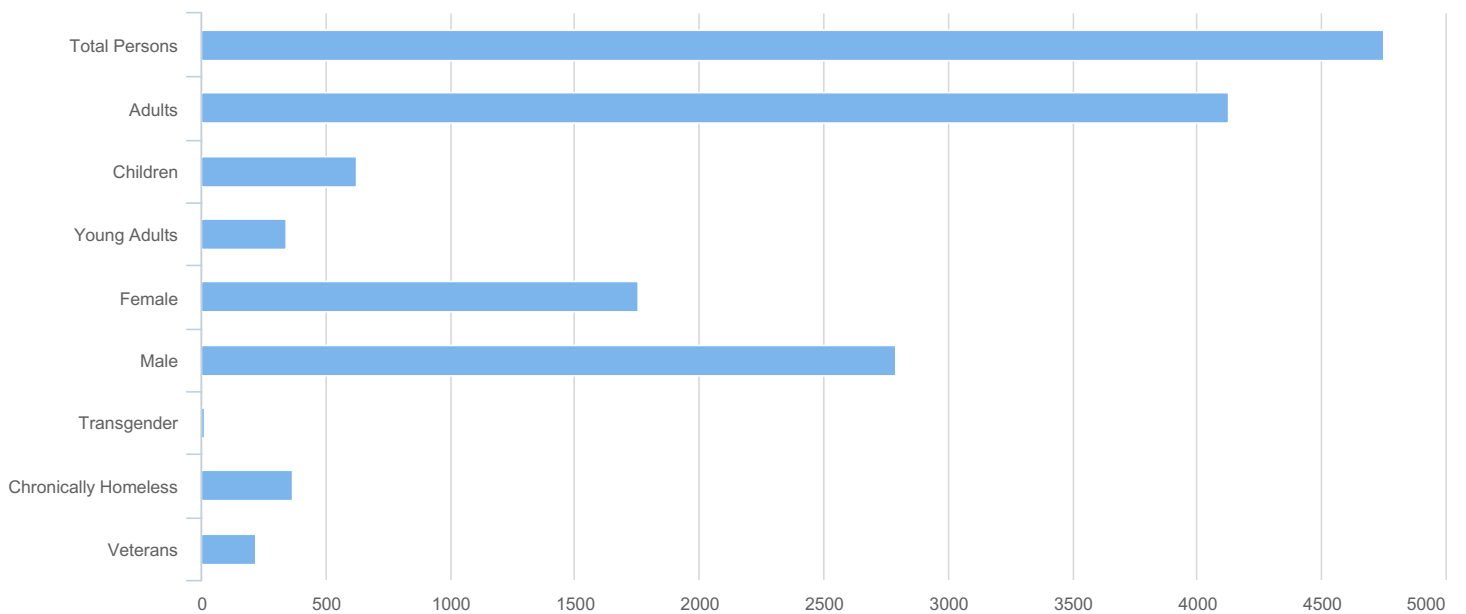


Count:	Texas Balance of State 2019 PIT Count	Geography:	All Geographies
Created by:	Henderson,Kyra	Created on:	03/25/2019 11:22 AM

Summary

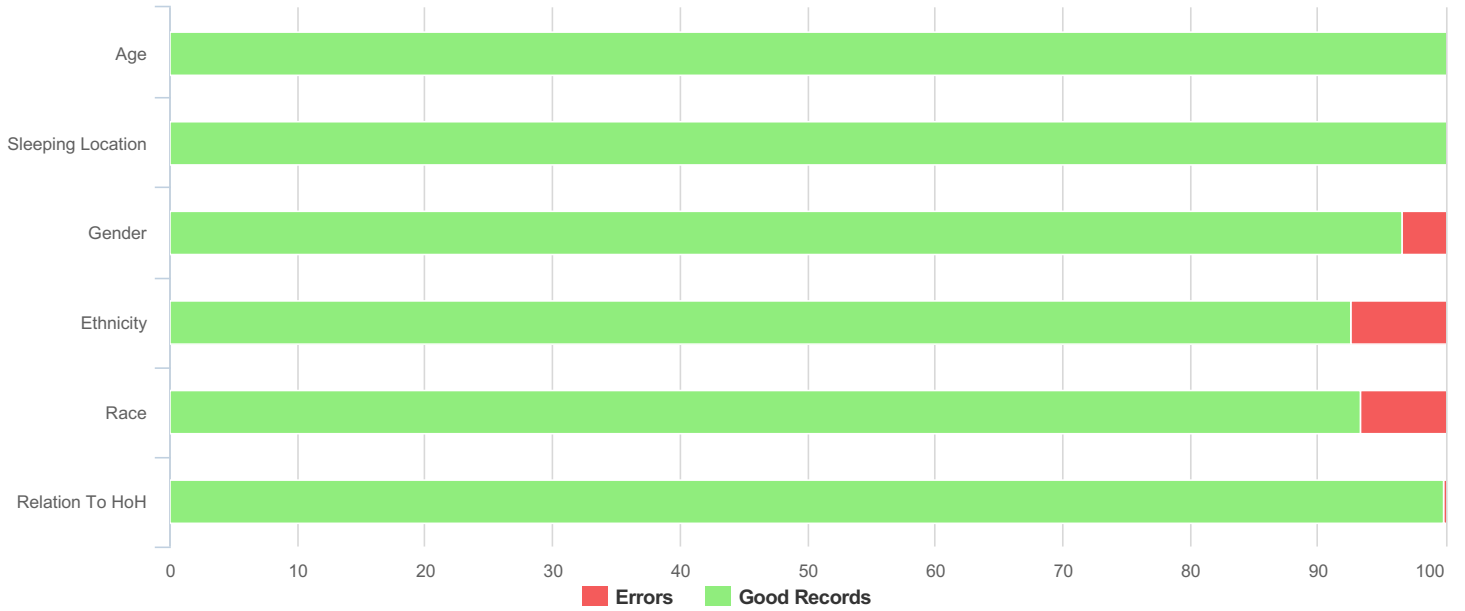


Total Persons	4750
Adults (18+)	4127
Children (Under 18)	623
Unknown Age	0
Young Adults (18-24)	343
Female	1756
Male	2792
Transgender	14
Chronically Homeless	369
Veterans	219



Data Quality Checks

Persons Missing Age Information	0
Persons Missing Sleeping Location	0
Persons Missing Gender	162
Persons Missing Ethnicity	351
Persons Missing Race	313
Persons Missing Relation to HoH	4



All Households

Households with at Least one Adult and One Child

Household and Person Breakdown

Total Number of Households	276
Total Number of Persons	940
Number of Children (Under 18)	607
Number of Young Adults (18-24)	40
Number of Adults (25+)	293

Gender

Female	568
Male	319
Transgender	1
Gender Non-conforming	0

Ethnicity

Non-Hispanic/Non-Latino	480
Hispanic/Latino	366

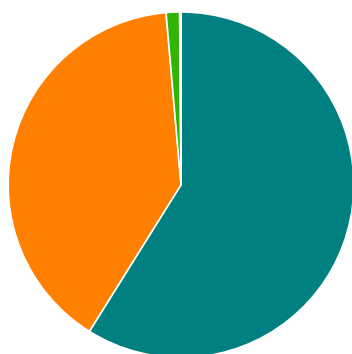
Race

White	470
Black or African-American	317
Asian	10
American Indian or Alaska Native	1
Native Hawaiian or Other Pacific Islander	0
Multiple	29

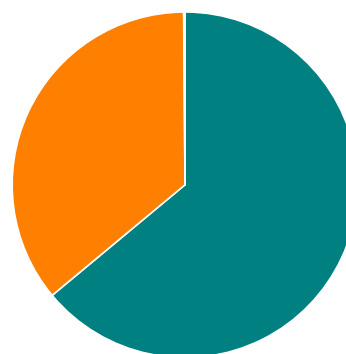
Chronically Homeless

Total Number of Households	4
Total Number of Persons	14

Race



Gender



■ White
 ■ Black or African American
 ■ Asian
■ American Indian
 ■ Native Hawaiian
 ■ Multiple

■ Female
 ■ Male
 ■ Transgender
■ Gender Non-conforming

Households without Children

Household and Person Breakdown

Total Number of Households	3700
Total Number of Persons	3794
Number of Young Adults (18-24)	303
Number of Adults (25+)	3491

Gender

Female	1182
Male	2464
Transgender	13
Gender Non-conforming	7

Ethnicity

Non-Hispanic/Non-Latino	2395
Hispanic/Latino	1002

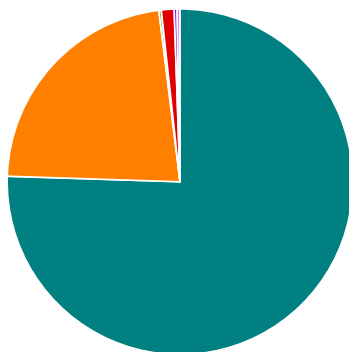
Race

White	2587
Black or African-American	772
Asian	8
American Indian or Alaska Native	41
Native Hawaiian or Other Pacific Islander	9
Multiple	86

Chronically Homeless

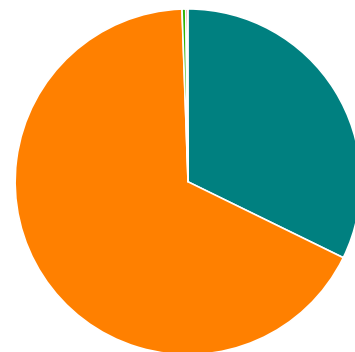
Total Number of Persons	355
-------------------------	-----

Race



■ White
 ■ Black or African American
 ■ Asian
■ American Indian
 ■ Native Hawaiian
 ■ Multiple

Gender



■ Female
 ■ Male
 ■ Transgender
■ Gender Non-conforming

Households with Only Children

Household and Person Breakdown

Total Number of Households	16
Total Number of Children	16

Gender

Female	6
Male	9
Transgender	0
Gender Non-conforming	0

Ethnicity

Non-Hispanic/Non-Latino	4
Hispanic/Latino	11

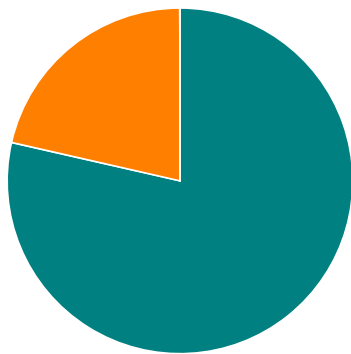
Race

White	11
Black or African-American	3
Asian	0
American Indian or Alaska Native	0
Native Hawaiian or Other Pacific Islander	0
Multiple	1

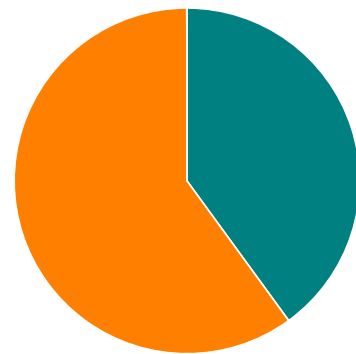
Chronically Homeless

Total Number of Persons	0
-------------------------	---

Race



Gender



■ White
 ■ Black or African American
 ■ Asian
■ American Indian
 ■ Native Hawaiian
 ■ Multiple

■ Female
 ■ Male
 ■ Transgender
■ Gender Non-conforming

Veteran Households

Veteran Households with at Least One Adult and One Child

Household and Person Breakdown

Total Number of Households	7
Total Number of Persons	26
Total Number of Veterans	7

Gender

Female	5
Male	2
Transgender	0
Gender Non-conforming	0

Ethnicity

Non-Hispanic/Non-Latino	6
Hispanic/Latino	1

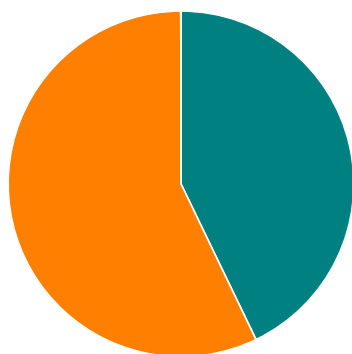
Race

White	3
Black or African-American	4
Asian	0
American Indian or Alaska Native	0
Native Hawaiian or Other Pacific Islander	0
Multiple	0

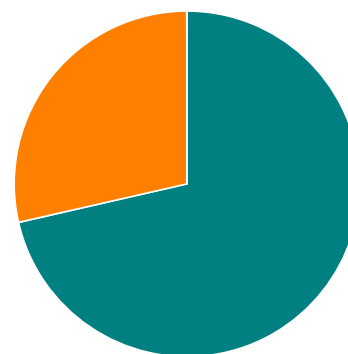
Chronically Homeless

Total Number of Households	0
Total Number of Persons	0

Race



Gender



■ White
 ■ Black or African American
 ■ Asian
■ American Indian
 ■ Native Hawaiian
 ■ Multiple

■ Female
 ■ Male
 ■ Transgender
■ Gender Non-conforming

Veteran Households without Children

Household and Person Breakdown

Total Number of Households	212
Total Number of Persons	219
Total Number of Veterans	212

Gender

Female	10
Male	200
Transgender	1
Gender Non-conforming	1

Ethnicity

Non-Hispanic/Non-Latino	179
Hispanic/Latino	24

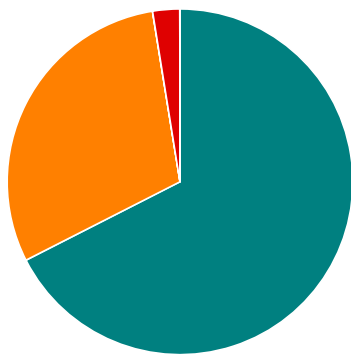
Race

White	133
Black or African-American	59
Asian	0
American Indian or Alaska Native	5
Native Hawaiian or Other Pacific Islander	0
Multiple	7

Chronically Homeless

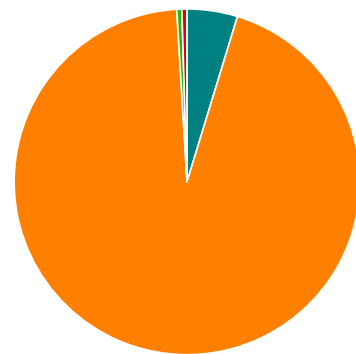
Total Number of Households	38
Total Number of Persons	41

Race



■ White
 ■ Black or African American
 ■ Asian
■ American Indian
 ■ Native Hawaiian
 ■ Multiple

Gender



■ Female
 ■ Male
 ■ Transgender
■ Gender Non-conforming

Youth Households

Unaccompanied Youth Households

Household and Person Breakdown

Total Number of Unaccompanied Youth Households	304
Total Number of Unaccompanied Youth	305
Total Number of Unaccompanied Youth (under age 18)	16
Total Number of Unaccompanied Youth (18 to 24)	289

Gender

Female	114
Male	163
Transgender	5
Gender Non-conforming	2

Ethnicity

Non-Hispanic/Non-Latino	149
Hispanic/Latino	109

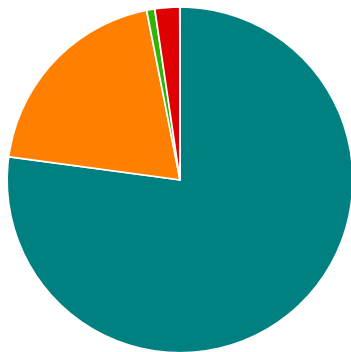
Race

White	199
Black or African-American	51
Asian	2
American Indian or Alaska Native	6
Native Hawaiian or Other Pacific Islander	0
Multiple	10

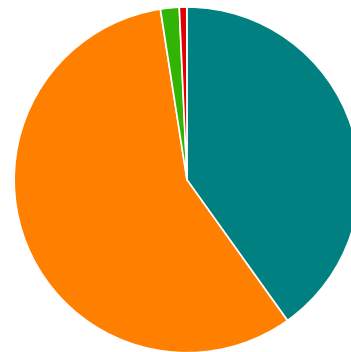
Chronically Homeless

Total Number of Persons	18
-------------------------	----

Race



Gender



■ White
 ■ Black or African American
 ■ Asian
 ■ American Indian
 ■ Native Hawaiian
 ■ Multiple

■ Female
 ■ Male
 ■ Transgender
 ■ Gender Non-conforming

Parenting Youth

Household and Person Breakdown

Total Number of Parenting Youth Households	26
Total Number of Persons in Parenting Youth Households	63
Total Parenting Youth	26
Total Children in Parenting Youth Households	37
Number of Parenting Youth Under 18	0
Children in Households with Parenting Youth Under 18	0
Number of Parenting Youth 18 to 24	26
Children in Households with Parenting Youth 18 to 24	37

Gender

Female	25
Male	0
Transgender	0
Gender Non-conforming	0

Ethnicity

Non-Hispanic/Non-Latino	10
Hispanic/Latino	13

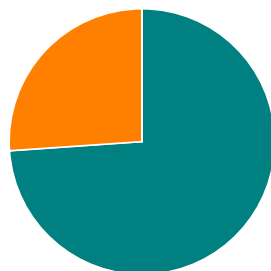
Race

White	17
Black or African-American	6
Asian	0
American Indian or Alaska Native	0
Native Hawaiian or Other Pacific Islander	0
Multiple	1

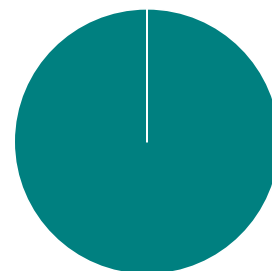
Chronically Homeless

Total Number of Households	0
Total Number of Persons	0

Race



Gender



■ White
 ■ Black or African American
 ■ Asian
■ American Indian
 ■ Native Hawaiian
 ■ Multiple

■ Female
 ■ Male
 ■ Transgender
■ Gender Non-conforming

Additional Homeless Populations (Adults Only)

Serious Mental Illness	459
Substance Use Disorder	245
HIV/AIDS	27
Survivors of Domestic Violence (optional)	460

