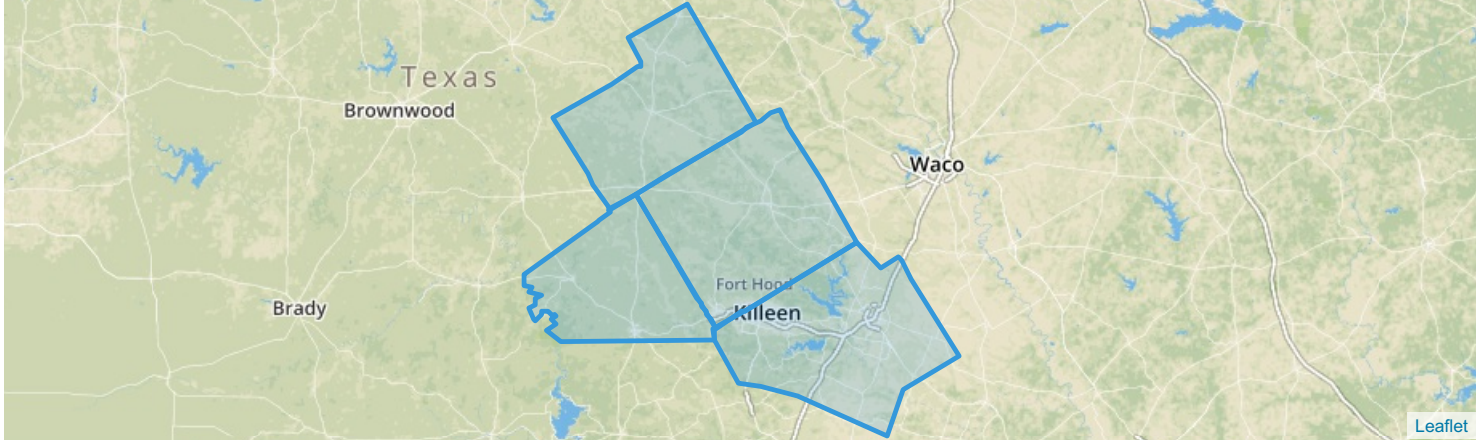
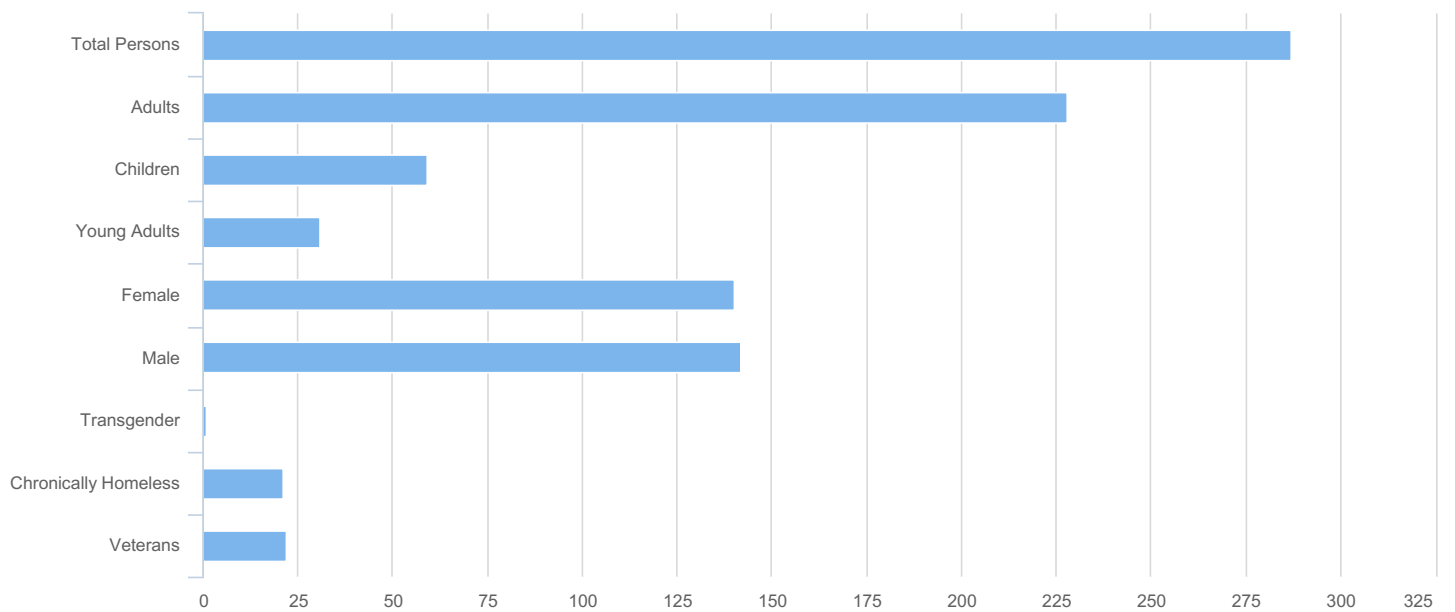


Count:	Texas Balance of State Summer 2019 PIT Count	Geography:	4 geographies
Created by:	Henderson,Kyra	Created on:	09/23/2019 10:08 AM

Summary

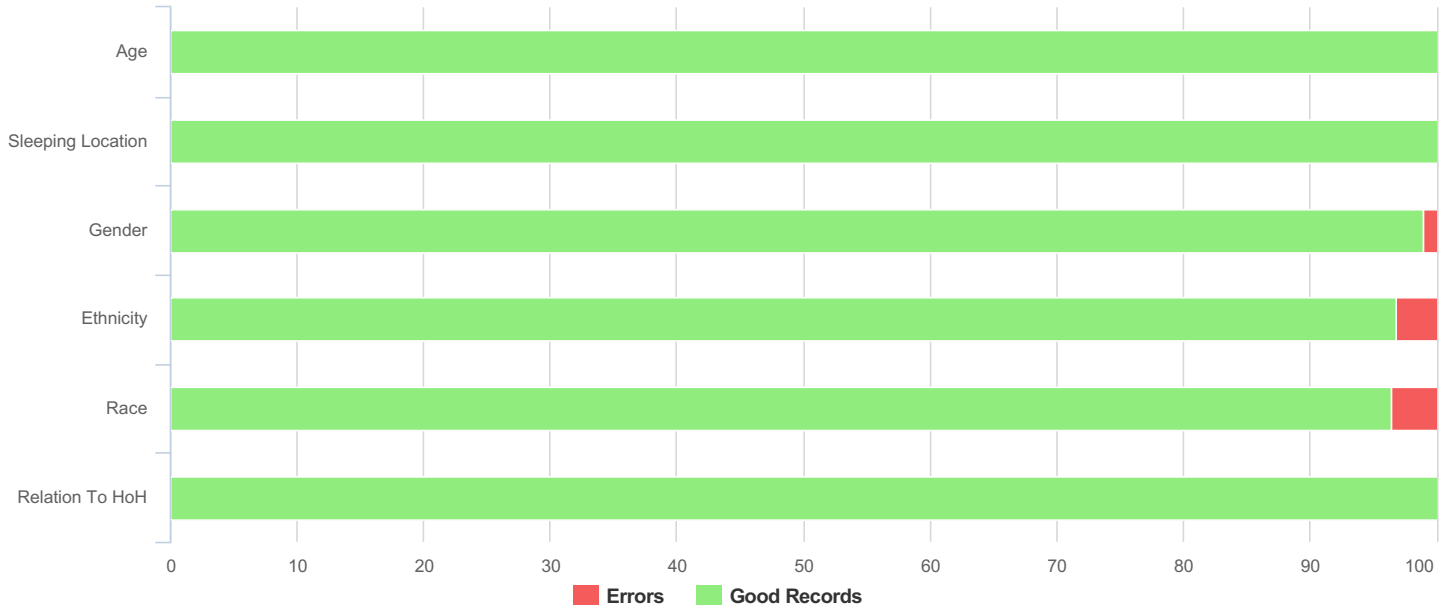


Total Persons	287
Adults (18+)	228
Children (Under 18)	59
Unknown Age	0
Young Adults (18-24)	31
Female	140
Male	142
Transgender	1
Chronically Homeless	21
Veterans	22



Data Quality Checks

Persons Missing Age Information	0
Persons Missing Sleeping Location	0
Persons Missing Gender	3
Persons Missing Ethnicity	9
Persons Missing Race	10
Persons Missing Relation to HoH	0



All Households

Households with at Least one Adult and One Child

Household and Person Breakdown

Total Number of Households	29
Total Number of Persons	88
Number of Children (Under 18)	58
Number of Young Adults (18-24)	8
Number of Adults (25+)	22

Gender

Female	60
Male	28
Transgender	0
Gender Non-conforming	0

Ethnicity

Non-Hispanic/Non-Latino	77
Hispanic/Latino	10

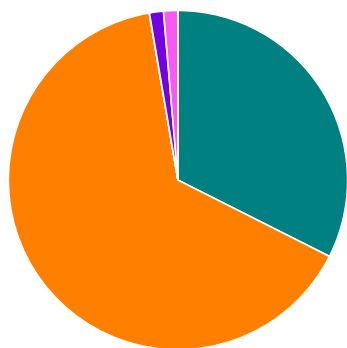
Race

White	24
Black or African-American	48
Asian	0
American Indian or Alaska Native	0
Native Hawaiian or Other Pacific Islander	1
Multiple	14

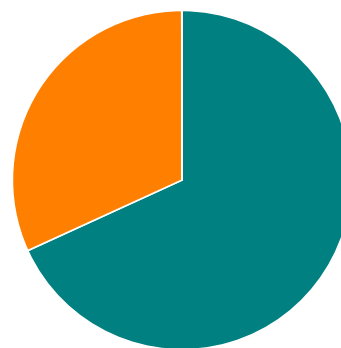
Chronically Homeless

Total Number of Households	0
Total Number of Persons	0

Race



Gender



■ White
 ■ Black or African American
 ■ Asian
■ American Indian
 ■ Native Hawaiian
 ■ Multiple

■ Female
 ■ Male
 ■ Transgender
■ Gender Non-conforming

Households without Children

Household and Person Breakdown

Total Number of Households	194
Total Number of Persons	198
Number of Young Adults (18-24)	23
Number of Adults (25+)	175

Gender

Female	79
Male	114
Transgender	1
Gender Non-conforming	0

Ethnicity

Non-Hispanic/Non-Latino	156
Hispanic/Latino	20

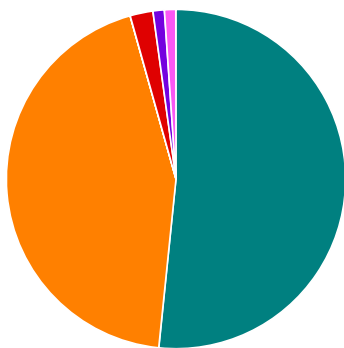
Race

White	95
Black or African-American	81
Asian	0
American Indian or Alaska Native	4
Native Hawaiian or Other Pacific Islander	2
Multiple	0

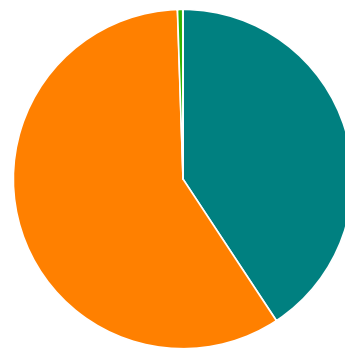
Chronically Homeless

Total Number of Persons	21
-------------------------	----

Race



Gender



■ White
 ■ Black or African American
 ■ Asian
■ American Indian
 ■ Native Hawaiian
 ■ Multiple

■ Female
 ■ Male
 ■ Transgender
■ Gender Non-conforming

Households with Only Children

Household and Person Breakdown

Total Number of Households	1
Total Number of Children	1

Gender

Female	1
Male	0
Transgender	0
Gender Non-conforming	0

Ethnicity

Non-Hispanic/Non-Latino	1
Hispanic/Latino	0

Race

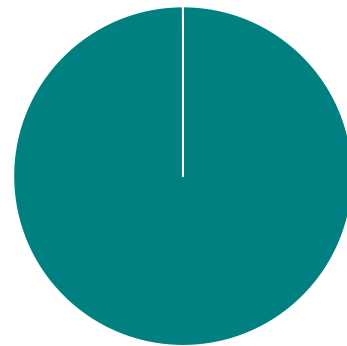
White	0
Black or African-American	0
Asian	0
American Indian or Alaska Native	0
Native Hawaiian or Other Pacific Islander	0
Multiple	1

Chronically Homeless

Total Number of Persons	0
-------------------------	---

Race

Gender



Veteran Households

Veteran Households with at Least One Adult and One Child

Household and Person Breakdown

Total Number of Households	4
Total Number of Persons	13
Total Number of Veterans	4

Gender

Female	4
Male	0
Transgender	0
Gender Non-conforming	0

Ethnicity

Non-Hispanic/Non-Latino	4
Hispanic/Latino	0

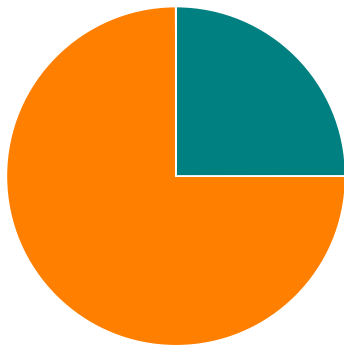
Race

White	1
Black or African-American	3
Asian	0
American Indian or Alaska Native	0
Native Hawaiian or Other Pacific Islander	0
Multiple	0

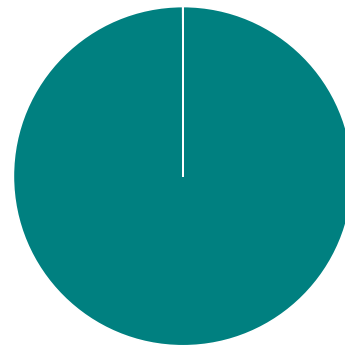
Chronically Homeless

Total Number of Households	0
Total Number of Persons	0

Race



Gender



■ White
 ■ Black or African American
 ■ Asian
■ American Indian
 ■ Native Hawaiian
 ■ Multiple

■ Female
 ■ Male
 ■ Transgender
■ Gender Non-conforming

Veteran Households without Children

Household and Person Breakdown

Total Number of Households	18
Total Number of Persons	18
Total Number of Veterans	18

Gender

Female	2
Male	15
Transgender	0
Gender Non-conforming	0

Ethnicity

Non-Hispanic/Non-Latino	15
Hispanic/Latino	3

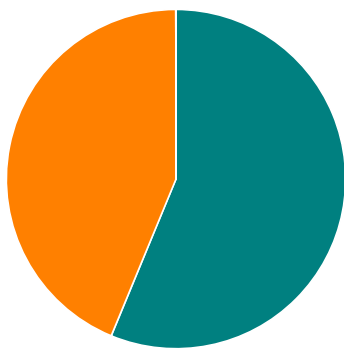
Race

White	9
Black or African-American	7
Asian	0
American Indian or Alaska Native	0
Native Hawaiian or Other Pacific Islander	0
Multiple	0

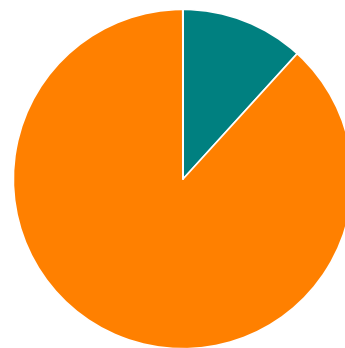
Chronically Homeless

Total Number of Households	3
Total Number of Persons	3

Race



Gender



■ White
 ■ Black or African American
 ■ Asian
■ American Indian
 ■ Native Hawaiian
 ■ Multiple

■ Female
 ■ Male
 ■ Transgender
■ Gender Non-conforming

Youth Households

Unaccompanied Youth Households

Household and Person Breakdown

Total Number of Unaccompanied Youth Households	24
Total Number of Unaccompanied Youth	24
Total Number of Unaccompanied Youth (under age 18)	1
Total Number of Unaccompanied Youth (18 to 24)	23

Gender

Female	9
Male	14
Transgender	0
Gender Non-conforming	0

Ethnicity

Non-Hispanic/Non-Latino	16
Hispanic/Latino	5

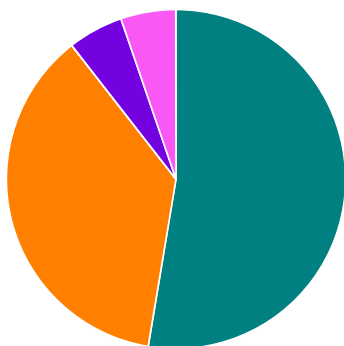
Race

White	10
Black or African-American	7
Asian	0
American Indian or Alaska Native	0
Native Hawaiian or Other Pacific Islander	1
Multiple	1

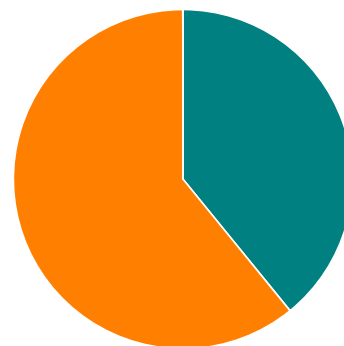
Chronically Homeless

Total Number of Persons	0
-------------------------	---

Race



Gender



■ White
 ■ Black or African American
 ■ Asian
■ American Indian
 ■ Native Hawaiian
 ■ Multiple

■ Female
 ■ Male
 ■ Transgender
■ Gender Non-conforming

Parenting Youth

Household and Person Breakdown

Total Number of Parenting Youth Households	7
Total Number of Persons in Parenting Youth Households	16
Total Parenting Youth	7
Total Children in Parenting Youth Households	9
Number of Parenting Youth Under 18	0
Children in Households with Parenting Youth Under 18	0
Number of Parenting Youth 18 to 24	7
Children in Households with Parenting Youth 18 to 24	9

Gender

Female	7
Male	0
Transgender	0
Gender Non-conforming	0

Ethnicity

Non-Hispanic/Non-Latino	6
Hispanic/Latino	1

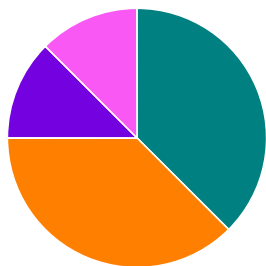
Race

White	3
Black or African-American	3
Asian	0
American Indian or Alaska Native	0
Native Hawaiian or Other Pacific Islander	1
Multiple	0

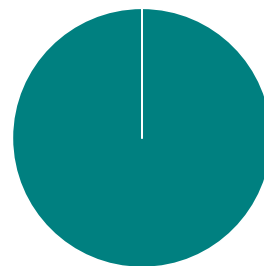
Chronically Homeless

Total Number of Households	0
Total Number of Persons	0

Race



Gender



■ White
 ■ Black or African American
 ■ Asian
■ American Indian
 ■ Native Hawaiian
 ■ Multiple

■ Female
 ■ Male
 ■ Transgender
■ Gender Non-conforming

Additional Homeless Populations (Adults Only)

Serious Mental Illness	48
Substance Use Disorder	13
HIV/AIDS	1
Survivors of Domestic Violence (optional)	51

