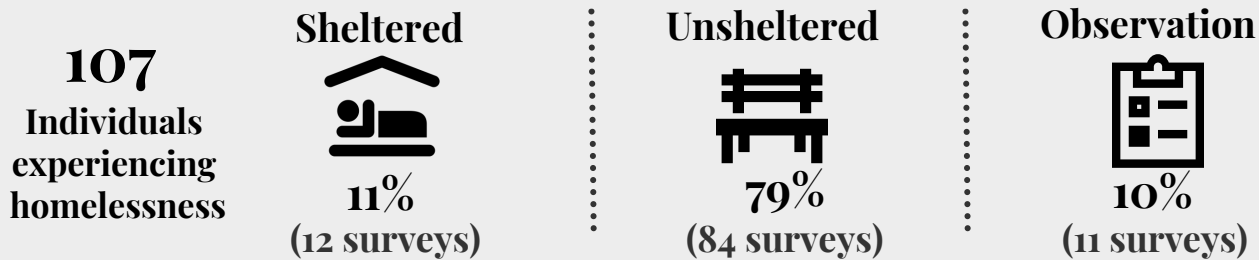


2020 Point-in-Time

Back Home Northeast Texas
Homeless Coalition

The Annual Point-in-Time Count (PIT) was conducted on January 23rd, 2020 to identify the needs of households residing in **Unsheltered locations** (such as cars, streets, parks, etc) as well as **Sheltered locations** (Emergency Shelter and Transitional Housing). The PIT Count aims to provide a snapshot of the individuals and families experiencing homelessness in a geographical area, over the course of one night.

Responses are self-reported and/or observations and may not be representative of the entire homeless population



Demographic Breakdown



- 39 Male
- 65 Female
- 0 Transgender
- 0 Gender Non-conforming
- 2 Unknown



- 62 White
- 35 African American
- 2 Asian
- 0 American Indian
- 0 Native Hawaiian
- 7 Multiple Races
- 0 Other
- 1 Unknown



- 16 Hispanic/Latino
- 86 Non-Hispanic/Non-Latino
- 5 Unknown

Population Details



18
Households With Children



49
Households Without Children



39
Children (under the age of 18)



6
Unaccompanied Youth Households



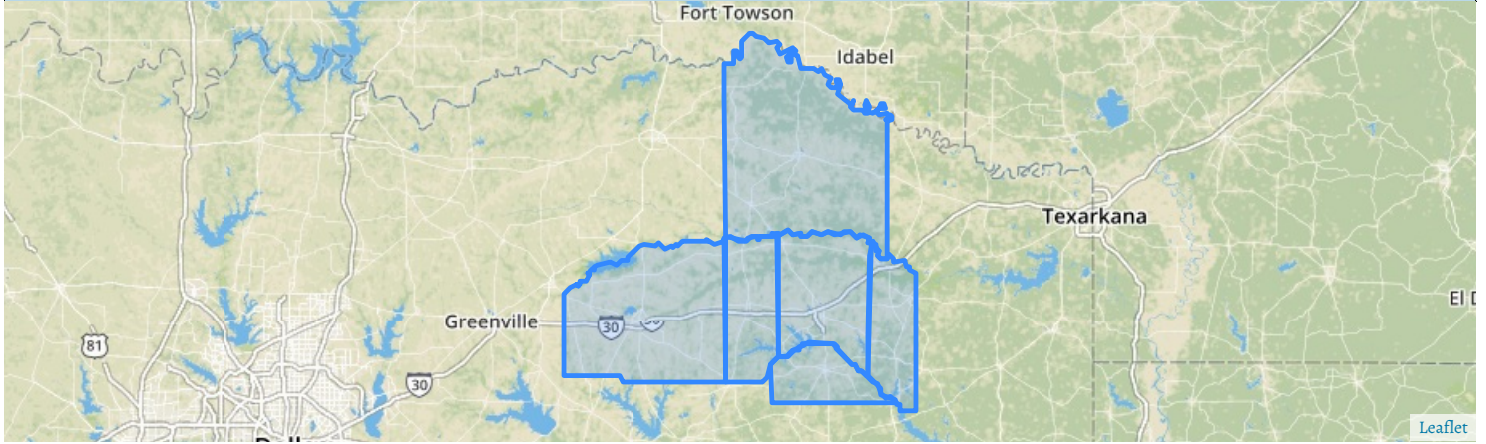
1
Chronically Homeless



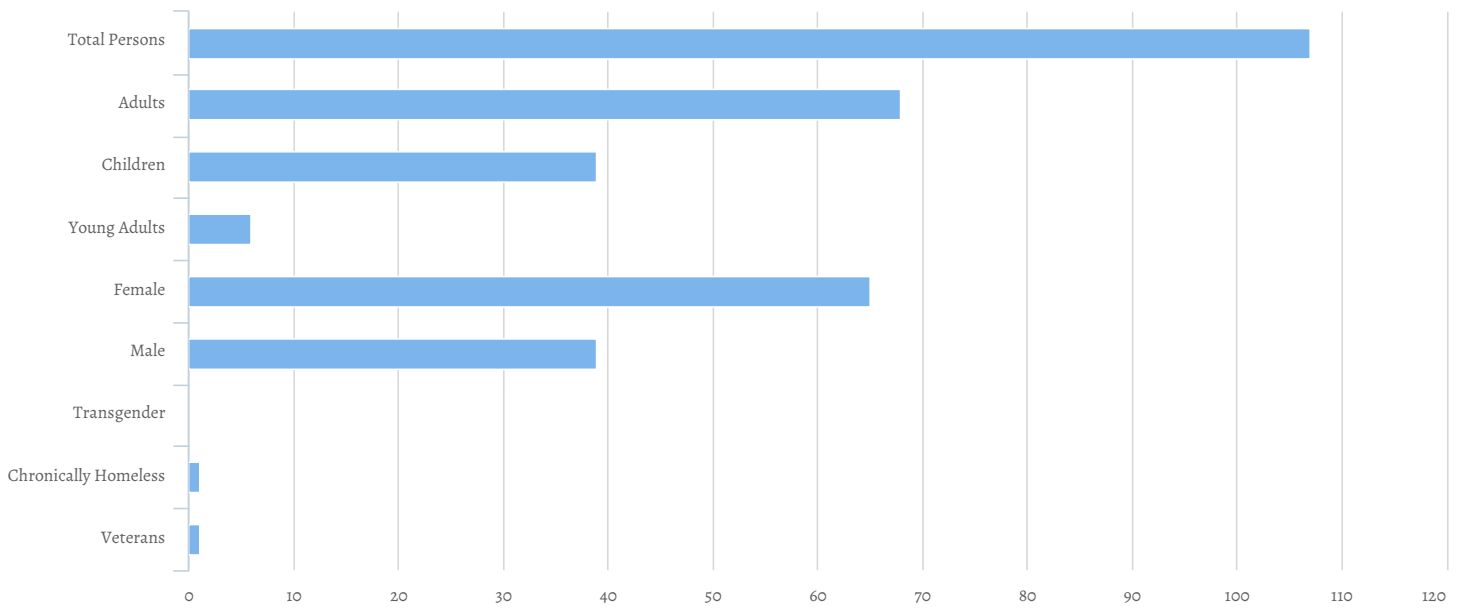
1
Veteran

Count:	Texas Balance of the State 2020 PIT	Geography:	Camp, Franklin, Hopkins, Morris, Red River, Titus
Created by:	Henderson,Kyra	Created on:	02/25/2020 5:19 PM

Summary

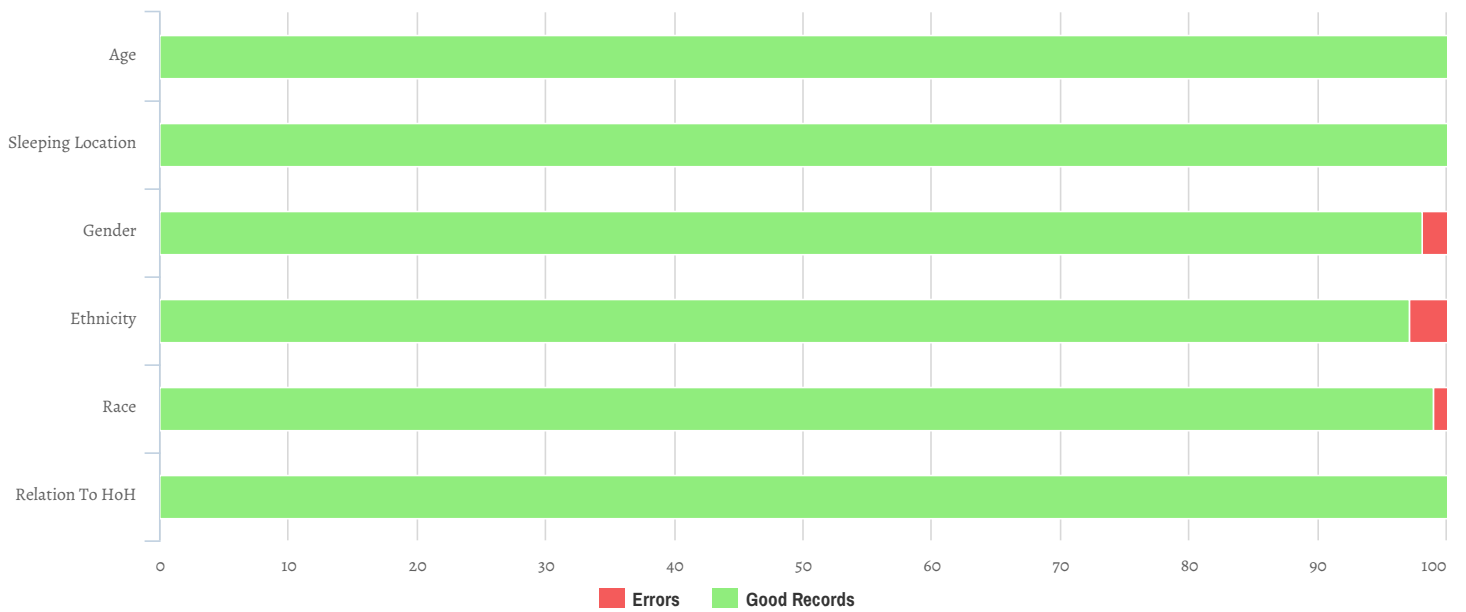


Total Persons	107
Adults (18+)	68
Children (Under 18)	39
Unknown Age	0
Unknown Age - Believe to be Adult	0
Unknown Age - Believe to be Child	0
Young Adults (18-24)	6
Female	65
Male	39
Transgender	0
Chronically Homeless	1
Veterans	1



Data Quality Checks

Persons Missing Age Information	0
Persons Missing Sleeping Location	0
Persons Missing Gender	2
Persons Missing Ethnicity	3
Persons Missing Race	1
Persons Missing Relation to HoH	0



All Households

Households with at Least one Adult and One Child

Household and Person Breakdown

Total Number of Households	18
Total Number of Persons	57
Number of Children (Under 18)	38
Number of Young Adults (18-24)	1
Number of Adults (25+)	18

Gender

Female	36
Male	20
Transgender	0
Gender Non-conforming	0

Ethnicity

Non-Hispanic/Non-Latino	42
Hispanic/Latino	13

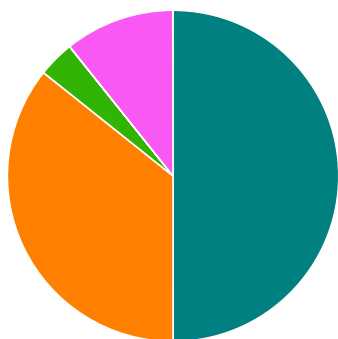
Race

White	28
Black or African-American	20
Asian	2
American Indian or Alaska Native	0
Native Hawaiian or Other Pacific Islander	0
Multiple	6

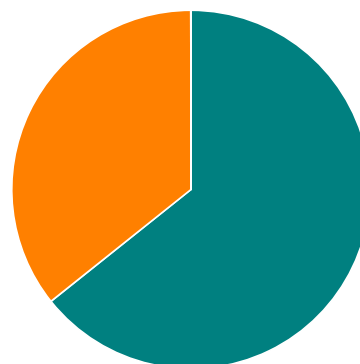
Chronically Homeless

Total Number of Households	0
Total Number of Persons	0

Race



Gender



■ White
 ■ Black or African American
 ■ Asian
 ■ American Indian
 ■ Native Hawaiian
 ■ Multiple

■ Female
 ■ Male
 ■ Transgender
 ■ Gender Non-conforming

Households without Children

Household and Person Breakdown

Total Number of Households	49
Total Number of Persons	49
Number of Young Adults (18-24)	5
Number of Adults (25+)	44

Gender

Female	29
Male	18
Transgender	0
Gender Non-conforming	0

Ethnicity

Non-Hispanic/Non-Latino	44
Hispanic/Latino	3

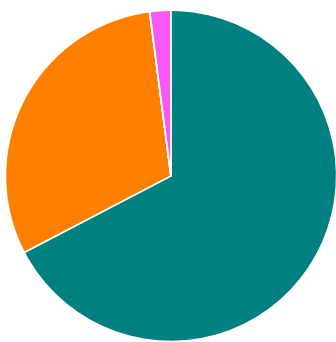
Race

White	33
Black or African-American	15
Asian	0
American Indian or Alaska Native	0
Native Hawaiian or Other Pacific Islander	0
Multiple	1

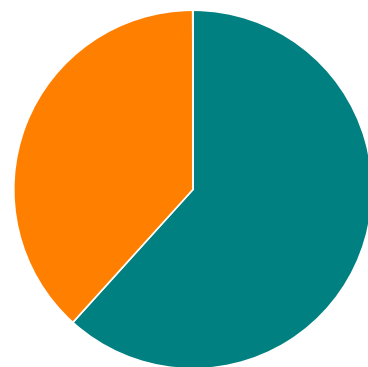
Chronically Homeless

Total Number of Persons	1
-------------------------	---

Race



Gender



■ White
 ■ Black or African American
 ■ Asian
 ■ American Indian
■ Native Hawaiian
 ■ Multiple

■ Female
 ■ Male
 ■ Transgender
 ■ Gender Non-conforming

Households with Only Children

Household and Person Breakdown

Total Number of Households	1
Total Number of Children	1

Gender

Female	0
Male	1
Transgender	0
Gender Non-conforming	0

Ethnicity

Non-Hispanic/Non-Latino	0
Hispanic/Latino	0

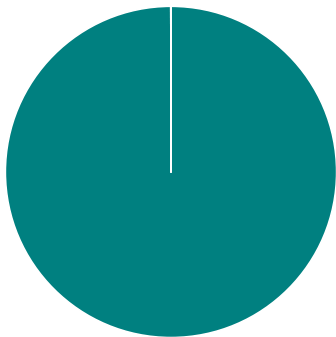
Race

White	1
Black or African-American	0
Asian	0
American Indian or Alaska Native	0
Native Hawaiian or Other Pacific Islander	0
Multiple	0

Chronically Homeless

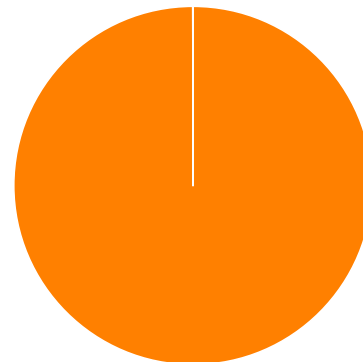
Total Number of Persons	0
-------------------------	---

Race



- White
- Black or African American
- Asian
- American Indian
- Native Hawaiian
- Multiple

Gender



- Female
- Male
- Transgender
- Gender Non-conforming

Personal Information

Do you identify as lesbian, gay, bisexual, transgender, and/or queer (LGBTQ+)?

Yes	11
No	40
Don't Know	2
Refused	2
Total	55

Do you receive any disability benefits such as:

SSI/SSDI	7
Veterans Disability Benefits	0
None	31
Don't Know/Refused	1
Total	39

Have you ever been involved in any of the following institutions?

Child Protective Services	9
Criminal justice system	7
Drug treatment	7
Foster care	1
Long-term hospitalization	0
Mental health treatment	9
None of the above	18
Total	51
<i>*Individuals could select multiple answers*</i>	

In the last 12 months, what have been your sources of income?

Full-time employment	10
Non-cash benefits (WIC/SNAP/TANF)	17
Money from family	7
Part-time employment	6
No income	5
SSI/SSDI	6
Sex work	1
Pan handling	5
Other	0
Total	57
<i>*Individuals could select multiple answers*</i>	

What is the highest level of school you have completed?

GED	9
HS Diploma	17
Some College	9
Less than ninth grade	7
Training/Technical School	0
College graduate	1
Master's degree or higher	0
Total	43
<i>*Individuals could select multiple answers*</i>	

Veteran Questions

Under what tours of duty have you served?

Afghanistan	0
Vietnam	0
Other	0
Kuwait	1
Iraq	0
Korea	0
Total	1
<i>*Individuals could select multiple answers*</i>	

What is the length of service in years?

Less than one year	0
1-4 years	1
5-9 years	0
More than 10 years	0
Total	1

Experience with Homelessness

Where are you sleeping tonight?

Abandoned Building	6
Bus, train station, airport	2
Other	10
Outdoor Encampment	10
Park	11
Street or sidewalk	13
Under bridge/overpass	2
Vehicle	30
Total	84

Is this the first time you've been homeless?

Yes	31
No	24
Don't Know	0
Refused	0
Total	55

How old were you when you first became homeless?

Under 5	0
5-12 years old	1
13-17 years old	7
18-24 years old	8
25-34 years old	4
35-44 years old	2
45-54 years old	1
55-61 years old	0
62+	0
Total	23

How many months did you stay in shelter or on the streets over the past 3 years?

0 to 3 months	4
4 to 6 months	15
7 to 11 months	2
1 to 2 years	0
3 years or more	1
Total	22

How many separate times have you stayed in sheltered or on the streets in the past 3 years?

Fewer than 4	17
4 or more times	6
Don't Know	0
Refused	0
Total	23

How many months have you been homeless this time?

0 to 3 months	30
4 to 6 months	16
7 to 11 months	6
1 to 2 years	2
3 years or more	0
Total	54

Which of the following reasons do you feel caused your homelessness?

Addiction	9
Aged out of foster care	0
Criminal history	8
Divorce/Separation	3
Domestic Violence	28
Evicted/History of broken lease	8
Family/personal issues	24
Lack of assistance/resources	16
Moved to seek work	4
Natural Disaster	0
Other	0
Physical/mental disabilities	6
Sexual Orientation	0
Unable to pay rent/mortgage	20
Unemployment	13
Total <i>*Individuals could select multiple answers*</i>	139

Are you homeless as a result of a Hurricane or Tropical Storm?

Yes (Hurricane Harvey)	0
Yes (Other Storm/Hurricane/Natural Disaster)	0
Yes (Tropical Storm Imelda)	0
No	39
Don't Know	0
Refused	0
Total	39

Did you become homeless in the same city you are currently living in?

Yes	12
No	28
Don't Know/Refused	67
Total	107

What state were you living in when you became homeless this time?

Texas	39
Other State	3
Other Country	0
Don't Know/Refused	65
Total	107

Veteran Households

Veteran Households with at Least One Adult and One Child

Household and Person Breakdown

Total Number of Households	0
Total Number of Persons	0
Total Number of Veterans	0

Gender

Female	0
Male	0
Transgender	0
Gender Non-conforming	0

Ethnicity

Non-Hispanic/Non-Latino	0
Hispanic/Latino	0

Race

White	0
Black or African-American	0
Asian	0
American Indian or Alaska Native	0
Native Hawaiian or Other Pacific Islander	0
Multiple	0

Chronically Homeless

Total Number of Households	0
Total Number of Persons	0

Race

Gender

■ White
 ■ Black or African American
 ■ Asian
 ■ American Indian
■ Native Hawaiian
 ■ Multiple

■ Female
 ■ Male
 ■ Transgender
 ■ Gender Non-conforming

Veteran Households without Children

Household and Person Breakdown

Total Number of Households	1
Total Number of Persons	1
Total Number of Veterans	1

Gender

Female	0
Male	1
Transgender	0
Gender Non-conforming	0

Ethnicity

Non-Hispanic/Non-Latino	1
Hispanic/Latino	0

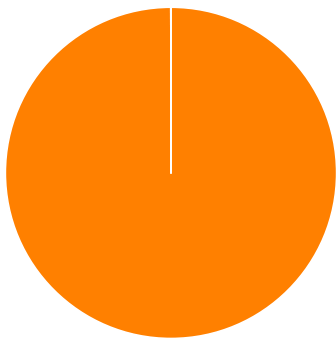
Race

White	0
Black or African-American	1
Asian	0
American Indian or Alaska Native	0
Native Hawaiian or Other Pacific Islander	0
Multiple	0

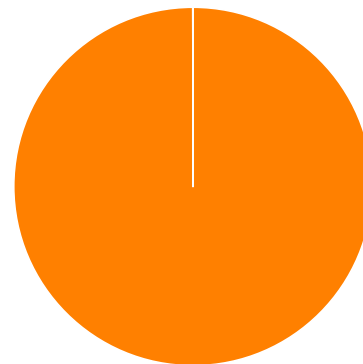
Chronically Homeless

Total Number of Households	0
Total Number of Persons	0

Race



Gender



■ White
 ■ Black or African American
 ■ Asian
 ■ American Indian
■ Native Hawaiian
 ■ Multiple

■ Female
 ■ Male
 ■ Transgender
 ■ Gender Non-conforming

Youth Households

Unaccompanied Youth Households

Household and Person Breakdown

Total Number of Unaccompanied Youth Households	6
Total Number of Unaccompanied Youth	6
Total Number of Unaccompanied Youth (under age 18)	1
Total Number of Unaccompanied Youth (18 to 24)	5

Gender

Female	4
Male	2
Transgender	0
Gender Non-conforming	0

Ethnicity

Non-Hispanic/Non-Latino	5
Hispanic/Latino	0

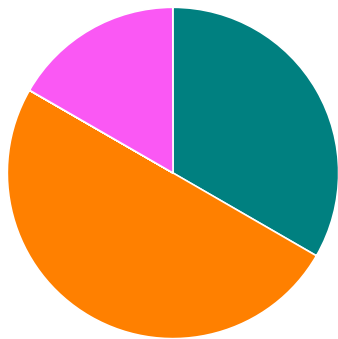
Race

White	2
Black or African-American	3
Asian	0
American Indian or Alaska Native	0
Native Hawaiian or Other Pacific Islander	0
Multiple	1

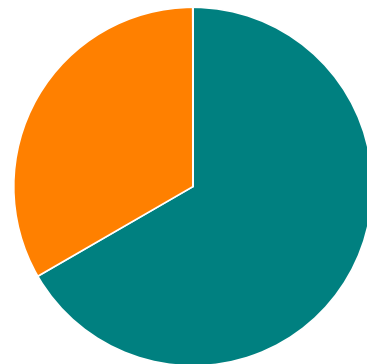
Chronically Homeless

Total Number of Persons	0
-------------------------	---

Race



Gender



■ White
 ■ Black or African American
 ■ Asian
 ■ American Indian
■ Native Hawaiian
 ■ Multiple

■ Female
 ■ Male
 ■ Transgender
 ■ Gender Non-conforming

Parenting Youth

Household and Person Breakdown

Total Number of Parenting Youth Households	1
Total Number of Persons in Parenting Youth Households	4
Total Parenting Youth	1
Total Children in Parenting Youth Households	3
Number of Parenting Youth Under 18	0
Children in Households with Parenting Youth Under 18	0
Number of Parenting Youth 18 to 24	1
Children in Households with Parenting Youth 18 to 24	3

Gender

Female	1
Male	0
Transgender	0
Gender Non-conforming	0

Ethnicity

Non-Hispanic/Non-Latino	1
Hispanic/Latino	0

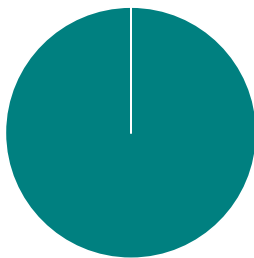
Race

White	1
Black or African-American	0
Asian	0
American Indian or Alaska Native	0
Native Hawaiian or Other Pacific Islander	0
Multiple	0

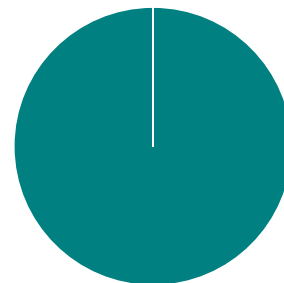
Chronically Homeless

Total Number of Households	0
Total Number of Persons	0

Race



Gender



■ White
 ■ Black or African American
 ■ Asian
 ■ American Indian
 ■ Native Hawaiian
 ■ Multiple

■ Female
 ■ Male
 ■ Transgender
 ■ Gender Non-conforming

Additional Homeless Populations (Adults Only)

Serious Mental Illness	8
Substance Use Disorder	4
HIV/AIDS	1
Survivors of Domestic Violence (optional)	37

