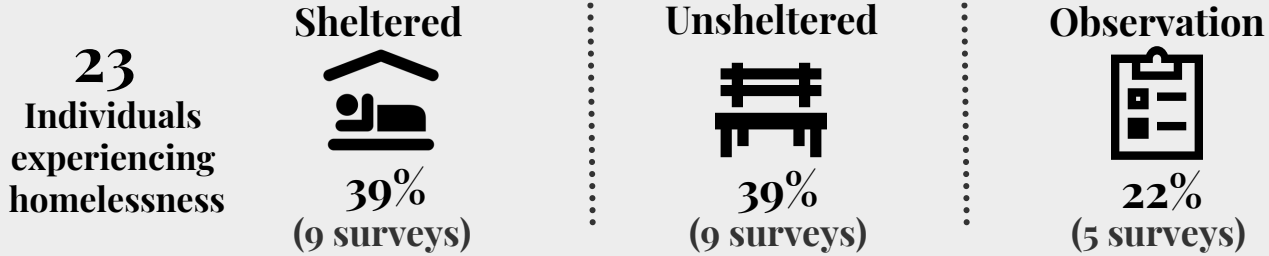


2020 Point-in-Time

Brown County Home Solutions,
Inc.

The Annual Point-in-Time Count (PIT) was conducted on January 23rd, 2020 to identify the needs of households residing in **Unsheltered locations** (such as cars, streets, parks, etc) as well as **Sheltered locations** (Emergency Shelter and Transitional Housing). The PIT Count aims to provide a snapshot of the individuals and families experiencing homelessness in a geographical area, over the course of one night.

Responses are self-reported and/or observations and may not be representative of the entire homeless population



Demographic Breakdown



- 12 Male
- 11 Female
- 0 Transgender
- 0 Gender Non-conforming
- 0 Unknown



- 18 White
- 2 African American
- 0 Asian
- 0 American Indian
- 0 Native Hawaiian
- 7 Multiple Races
- 1 Other
- 1 Unknown



- 2 Hispanic/Latino
- 20 Non-Hispanic/
Non-Latino
- 1 Unknown

Population Details



0
Households With Children



21
Households Without
Children



0
Children (under the age of 18)



1
Unaccompanied Youth
Households



5
Chronically Homeless



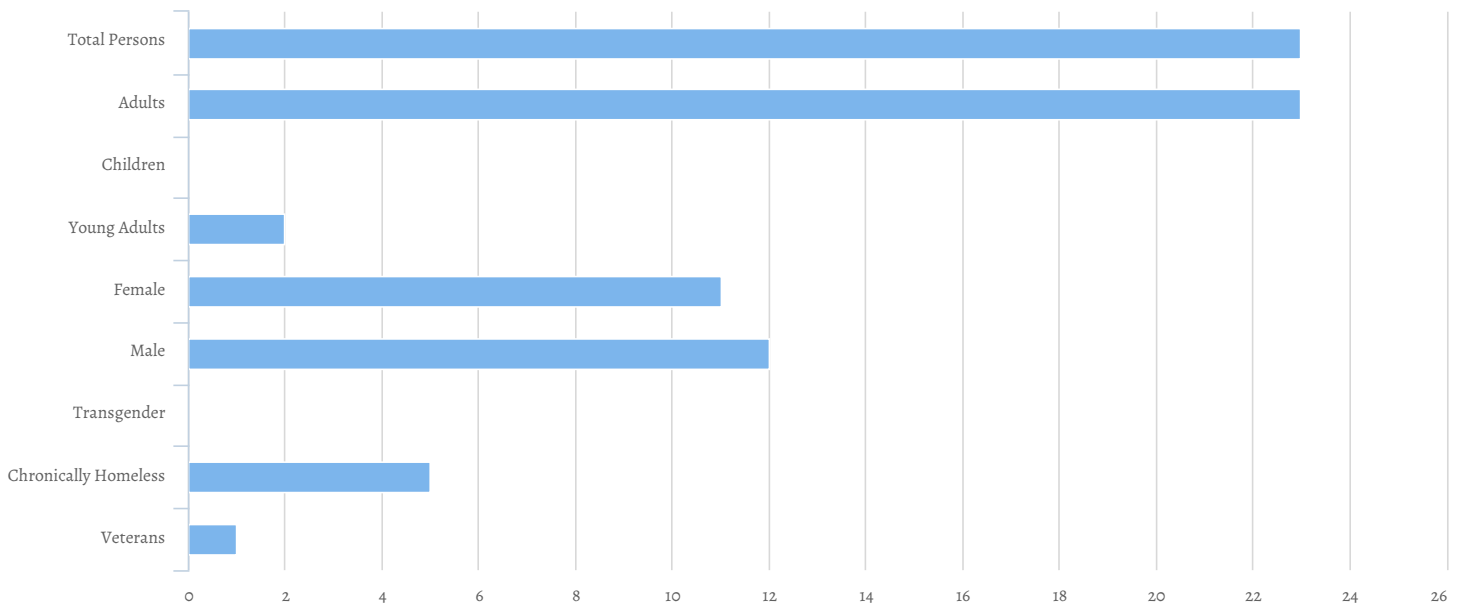
1
Veteran

Count:	Texas Balance of the State 2020 PIT	Geography:	Brown
Created by:	Henderson,Kyra	Created on:	02/24/2020 5:29 PM

Summary

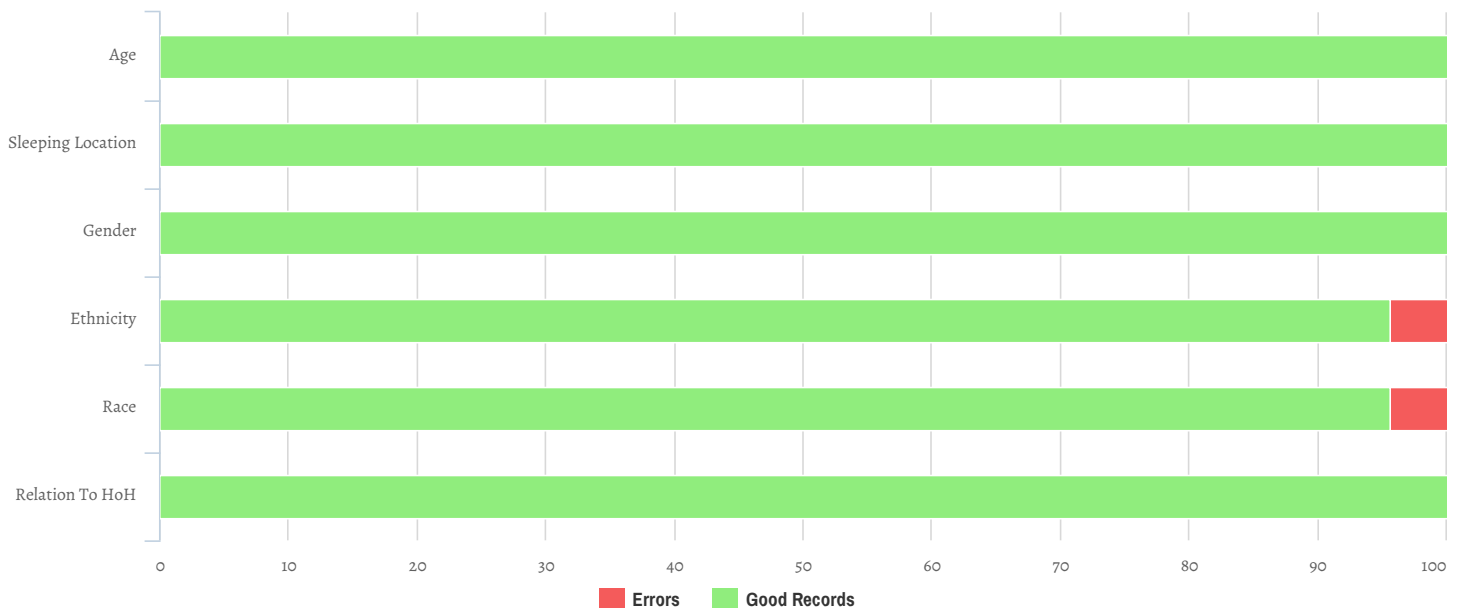


Total Persons	23
Adults (18+)	23
Children (Under 18)	0
Unknown Age	0
Unknown Age - Believe to be Adult	0
Unknown Age - Believe to be Child	0
Young Adults (18-24)	2
Female	11
Male	12
Transgender	0
Chronically Homeless	5
Veterans	1



Data Quality Checks

Persons Missing Age Information	0
Persons Missing Sleeping Location	0
Persons Missing Gender	0
Persons Missing Ethnicity	1
Persons Missing Race	1
Persons Missing Relation to HoH	0



All Households

Households with at Least one Adult and One Child

Household and Person Breakdown

Total Number of Households	0
Total Number of Persons	0
Number of Children (Under 18)	0
Number of Young Adults (18-24)	0
Number of Adults (25+)	0

Gender

Female	0
Male	0
Transgender	0
Gender Non-conforming	0

Ethnicity

Non-Hispanic/Non-Latino	0
Hispanic/Latino	0

Race

White	0
Black or African-American	0
Asian	0
American Indian or Alaska Native	0
Native Hawaiian or Other Pacific Islander	0
Multiple	0

Chronically Homeless

Total Number of Households	0
Total Number of Persons	0

Race

Gender

■ White
 ■ Black or African American
 ■ Asian
 ■ American Indian
■ Native Hawaiian
 ■ Multiple

■ Female
 ■ Male
 ■ Transgender
 ■ Gender Non-conforming

Households without Children

Household and Person Breakdown

Total Number of Households	21
Total Number of Persons	23
Number of Young Adults (18-24)	2
Number of Adults (25+)	21

Gender

Female	11
Male	12
Transgender	0
Gender Non-conforming	0

Ethnicity

Non-Hispanic/Non-Latino	20
Hispanic/Latino	2

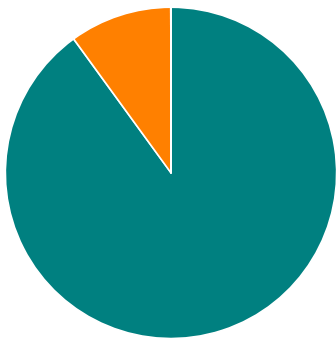
Race

White	18
Black or African-American	2
Asian	0
American Indian or Alaska Native	0
Native Hawaiian or Other Pacific Islander	0
Multiple	0

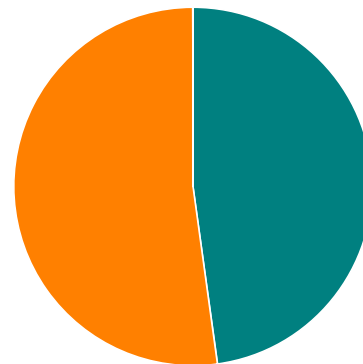
Chronically Homeless

Total Number of Persons	5
-------------------------	---

Race



Gender



■ White
 ■ Black or African American
 ■ Asian
 ■ American Indian
 ■ Native Hawaiian
 ■ Multiple

■ Female
 ■ Male
 ■ Transgender
 ■ Gender Non-conforming

Households with Only Children

Household and Person Breakdown

Total Number of Households	0
Total Number of Children	0

Gender

Female	0
Male	0
Transgender	0
Gender Non-conforming	0

Ethnicity

Non-Hispanic/Non-Latino	0
Hispanic/Latino	0

Race

White	0
Black or African-American	0
Asian	0
American Indian or Alaska Native	0
Native Hawaiian or Other Pacific Islander	0
Multiple	0

Chronically Homeless

Total Number of Persons	0
-------------------------	---

Race

Gender

■ White
 ■ Black or African American
 ■ Asian
 ■ American Indian
■ Native Hawaiian
 ■ Multiple

■ Female
 ■ Male
 ■ Transgender
 ■ Gender Non-conforming

Personal Information

Do you identify as lesbian, gay, bisexual, transgender, and/or queer (LGBTQ+)?

Yes	1
No	16
Don't Know	0
Refused	0
Total	17

Do you receive any disability benefits such as:

SSI/SSDI	4
Veterans Disability Benefits	0
None	10
Don't Know/Refused	0
Total	14

Have you ever been involved in any of the following institutions?

Child Protective Services	8
Criminal justice system	6
Drug treatment	5
Foster care	3
Long-term hospitalization	0
Mental health treatment	6
None of the above	3
Total	31
<i>*Individuals could select multiple answers*</i>	

In the last 12 months, what have been your sources of income?

Full-time employment	1
Non-cash benefits (WIC/SNAP/TANF)	4
Money from family	2
Part-time employment	4
No income	2
SSI/SSDI	5
Sex work	0
Pan handling	4
Other	0
Total	22
<i>*Individuals could select multiple answers*</i>	

What is the highest level of school you have completed?

GED	4
HS Diploma	4
Some College	3
Less than ninth grade	4
Training/Technical School	0
College graduate	0
Master's degree or higher	0
Total	15
<i>*Individuals could select multiple answers*</i>	

Veteran Questions

Under what tours of duty have you served?

Afghanistan	0
Vietnam	0
Other	0
Kuwait	0
Iraq	0
Korea	0
Total	0
<i>*Individuals could select multiple answers*</i>	

What is the length of service in years?

Less than one year	0
1-4 years	1
5-9 years	0
More than 10 years	0
Total	1

Experience with Homelessness

Where are you sleeping tonight?

Abandoned Building	0
Bus, train station, airport	0
Other	0
Outdoor Encampment	0
Park	2
Street or sidewalk	0
Under bridge/overpass	3
Vehicle	4
Total	9

Is this the first time you've been homeless?

Yes	9
No	8
Don't Know	0
Refused	0
Total	17

How old were you when you first became homeless?

Under 5	0
5-12 years old	0
13-17 years old	2
18-24 years old	2
25-34 years old	0
35-44 years old	0
45-54 years old	4
55-61 years old	0
62+	0
Total	8

How many months did you stay in shelter or on the streets over the past 3 years?

0 to 3 months	2
4 to 6 months	1
7 to 11 months	0
1 to 2 years	2
3 years or more	3
Total	8

How many separate times have you stayed in sheltered or on the streets in the past 3 years?

Fewer than 4	4
4 or more times	3
Don't Know	0
Refused	0
Total	7

How many months have you been homeless this time?

0 to 3 months	7
4 to 6 months	1
7 to 11 months	2
1 to 2 years	3
3 years or more	3
Total	16

Which of the following reasons do you feel caused your homelessness?

Addiction	5
Aged out of foster care	0
Criminal history	2
Divorce/Separation	4
Domestic Violence	7
Evicted/History of broken lease	4
Family/personal issues	12
Lack of assistance/resources	8
Moved to seek work	1
Natural Disaster	0
Other	1
Physical/mental disabilities	5
Sexual Orientation	0
Unable to pay rent/mortgage	7
Unemployment	3
Total <i>*Individuals could select multiple answers*</i>	59

Are you homeless as a result of a Hurricane or Tropical Storm?

Yes (Hurricane Harvey)	0
Yes (Other Storm/Hurricane/Natural Disaster)	0
Yes (Tropical Storm Imelda)	0
No	5
Don't Know	0
Refused	0
Total	5

Did you become homeless in the same city you are currently living in?

Yes	12
No	2
Don't Know/Refused	9
Total	23

What state were you living in when you became homeless this time?

Texas	15
Other State	0
Other Country	0
Don't Know/Refused	8
Total	23

Veteran Households

Veteran Households with at Least One Adult and One Child

Household and Person Breakdown

Total Number of Households	0
Total Number of Persons	0
Total Number of Veterans	0

Gender

Female	0
Male	0
Transgender	0
Gender Non-conforming	0

Ethnicity

Non-Hispanic/Non-Latino	0
Hispanic/Latino	0

Race

White	0
Black or African-American	0
Asian	0
American Indian or Alaska Native	0
Native Hawaiian or Other Pacific Islander	0
Multiple	0

Chronically Homeless

Total Number of Households	0
Total Number of Persons	0

Race

Gender

■ White
 ■ Black or African American
 ■ Asian
 ■ American Indian
■ Native Hawaiian
 ■ Multiple

■ Female
 ■ Male
 ■ Transgender
 ■ Gender Non-conforming

Veteran Households without Children

Household and Person Breakdown

Total Number of Households	1
Total Number of Persons	1
Total Number of Veterans	1

Gender

Female	0
Male	1
Transgender	0
Gender Non-conforming	0

Ethnicity

Non-Hispanic/Non-Latino	1
Hispanic/Latino	0

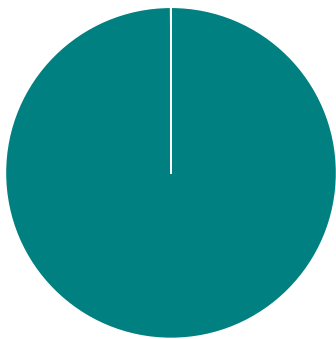
Race

White	1
Black or African-American	0
Asian	0
American Indian or Alaska Native	0
Native Hawaiian or Other Pacific Islander	0
Multiple	0

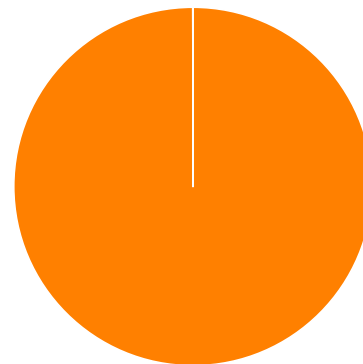
Chronically Homeless

Total Number of Households	1
Total Number of Persons	1

Race



Gender



■ White
 ■ Black or African American
 ■ Asian
 ■ American Indian
■ Native Hawaiian
 ■ Multiple

■ Female
 ■ Male
 ■ Transgender
 ■ Gender Non-conforming

Youth Households

Unaccompanied Youth Households

Household and Person Breakdown

Total Number of Unaccompanied Youth Households	1
Total Number of Unaccompanied Youth	1
Total Number of Unaccompanied Youth (under age 18)	0
Total Number of Unaccompanied Youth (18 to 24)	1

Gender

Female	1
Male	0
Transgender	0
Gender Non-conforming	0

Ethnicity

Non-Hispanic/Non-Latino	0
Hispanic/Latino	1

Race

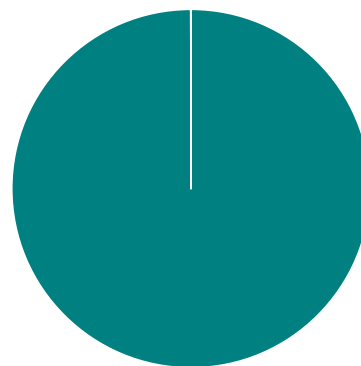
White	0
Black or African-American	0
Asian	0
American Indian or Alaska Native	0
Native Hawaiian or Other Pacific Islander	0
Multiple	0

Chronically Homeless

Total Number of Persons	0
-------------------------	---

Race

Gender



Parenting Youth

Household and Person Breakdown

Total Number of Parenting Youth Households	0
Total Number of Persons in Parenting Youth Households	0
Total Parenting Youth	0
Total Children in Parenting Youth Households	0
Number of Parenting Youth Under 18	0
Children in Households with Parenting Youth Under 18	0
Number of Parenting Youth 18 to 24	0
Children in Households with Parenting Youth 18 to 24	0

Gender

Female	0
Male	0
Transgender	0
Gender Non-conforming	0

Ethnicity

Non-Hispanic/Non-Latino	0
Hispanic/Latino	0

Race

White	0
Black or African-American	0
Asian	0
American Indian or Alaska Native	0
Native Hawaiian or Other Pacific Islander	0
Multiple	0

Chronically Homeless

Total Number of Households	0
Total Number of Persons	0

Race

Gender

■ White
 ■ Black or African American
 ■ Asian
 ■ American Indian
 ■ Native Hawaiian
 ■ Multiple

■ Female
 ■ Male
 ■ Transgender
 ■ Gender Non-conforming

Additional Homeless Populations (Adults Only)

Serious Mental Illness	5
Substance Use Disorder	4
HIV/AIDS	0
Survivors of Domestic Violence (optional)	8

