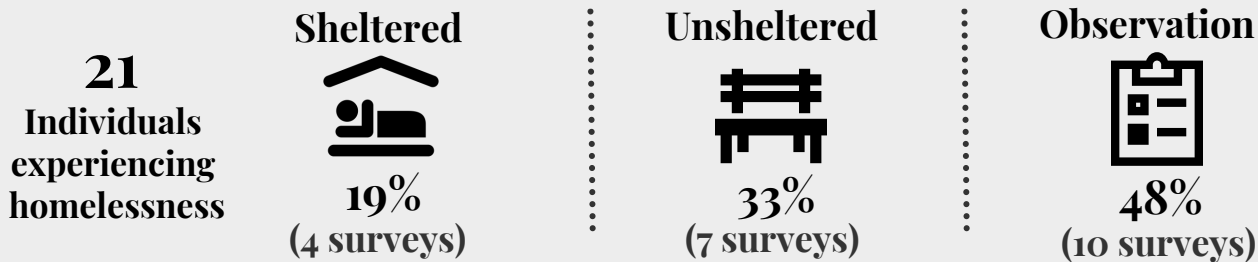


2020 Point-in-Time

Cherokee County Human Needs Network

The Annual Point-in-Time Count (PIT) was conducted on January 23rd, 2020 to identify the needs of households residing in **Unsheltered locations** (such as cars, streets, parks, etc) as well as **Sheltered locations** (Emergency Shelter and Transitional Housing). The PIT Count aims to provide a snapshot of the individuals and families experiencing homelessness in a geographical area, over the course of one night.

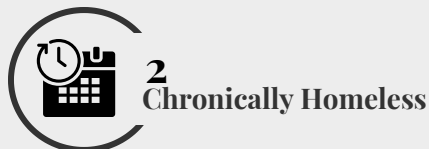
Responses are self-reported and/or observations and may not be representative of the entire homeless population



Demographic Breakdown

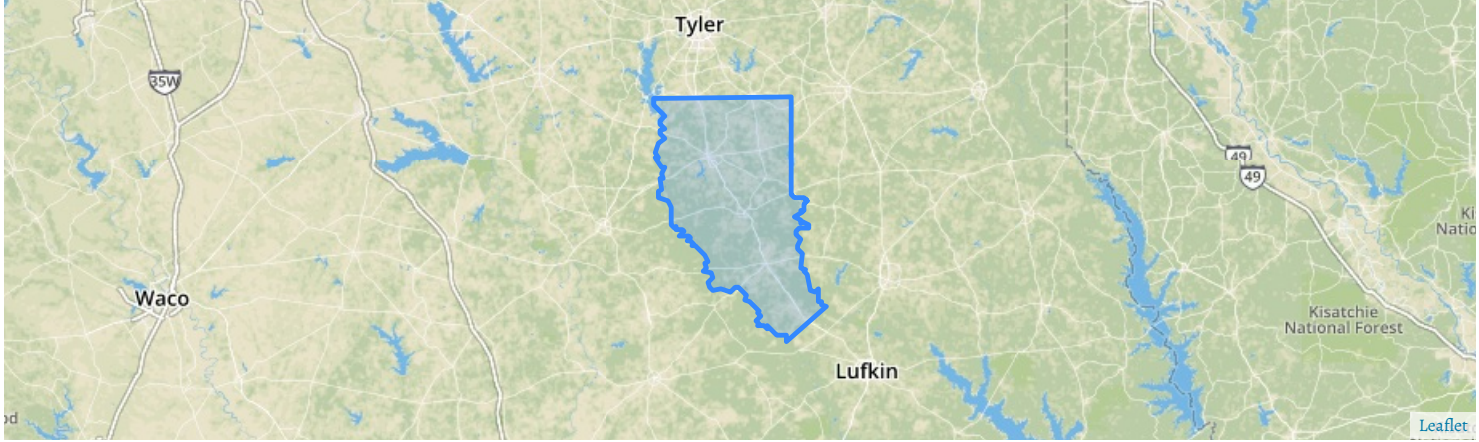


Population Details

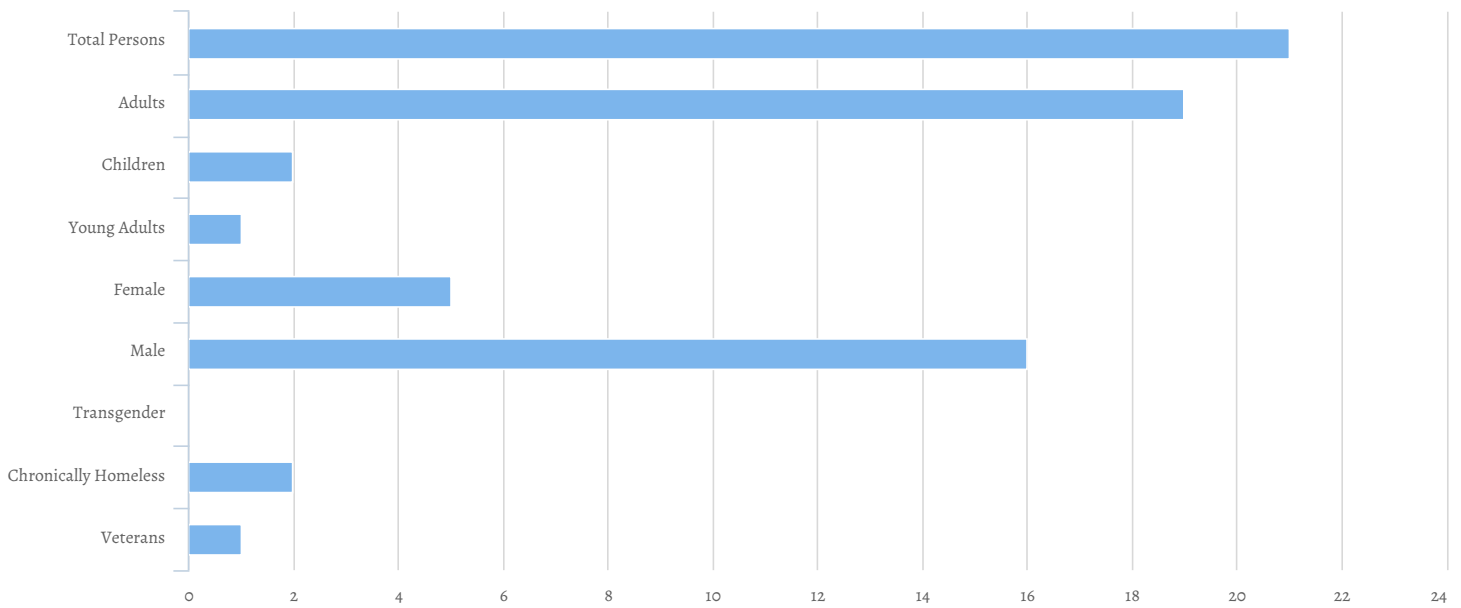


Count:	Texas Balance of the State 2020 PIT	Geography:	Cherokee
Created by:	Henderson,Kyra	Created on:	02/25/2020 5:10 PM

Summary

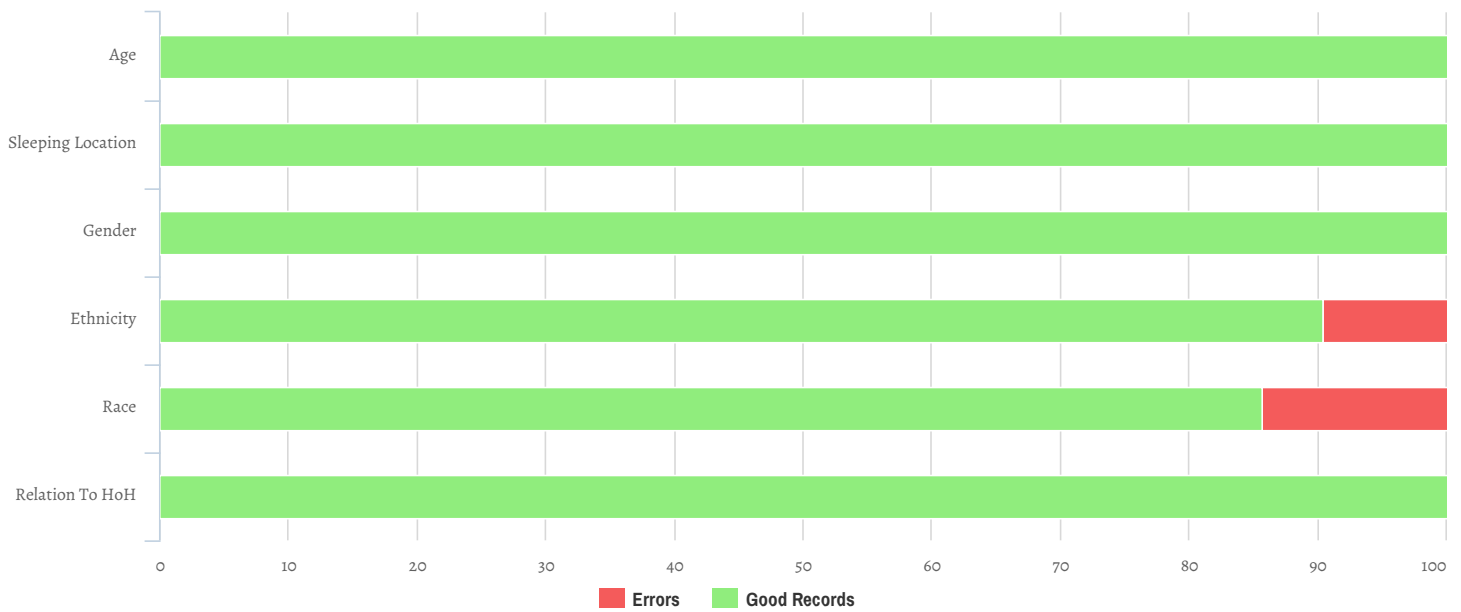


Total Persons	21
Adults (18+)	19
Children (Under 18)	2
Unknown Age	0
Unknown Age - Believe to be Adult	0
Unknown Age - Believe to be Child	0
Young Adults (18-24)	1
Female	5
Male	16
Transgender	0
Chronically Homeless	2
Veterans	1



Data Quality Checks

Persons Missing Age Information	0
Persons Missing Sleeping Location	0
Persons Missing Gender	0
Persons Missing Ethnicity	2
Persons Missing Race	3
Persons Missing Relation to HoH	0



All Households

Households with at Least one Adult and One Child

Household and Person Breakdown

Total Number of Households	1
Total Number of Persons	3
Number of Children (Under 18)	2
Number of Young Adults (18-24)	0
Number of Adults (25+)	1

Gender

Female	2
Male	1
Transgender	0
Gender Non-conforming	0

Ethnicity

Non-Hispanic/Non-Latino	3
Hispanic/Latino	0

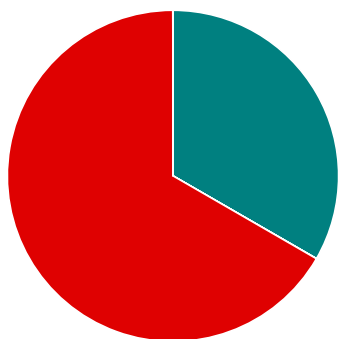
Race

White	1
Black or African-American	0
Asian	0
American Indian or Alaska Native	2
Native Hawaiian or Other Pacific Islander	0
Multiple	0

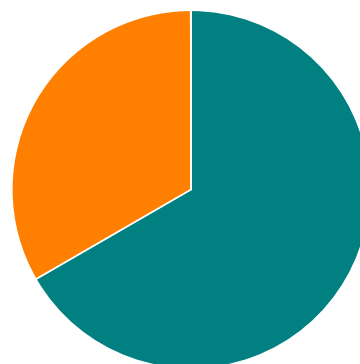
Chronically Homeless

Total Number of Households	0
Total Number of Persons	0

Race



Gender



■ White
 ■ Black or African American
 ■ Asian
 ■ American Indian
 ■ Native Hawaiian
 ■ Multiple

■ Female
 ■ Male
 ■ Transgender
 ■ Gender Non-conforming

Households without Children

Household and Person Breakdown

Total Number of Households	18
Total Number of Persons	18
Number of Young Adults (18-24)	1
Number of Adults (25+)	17

Gender

Female	3
Male	15
Transgender	0
Gender Non-conforming	0

Ethnicity

Non-Hispanic/Non-Latino	14
Hispanic/Latino	0

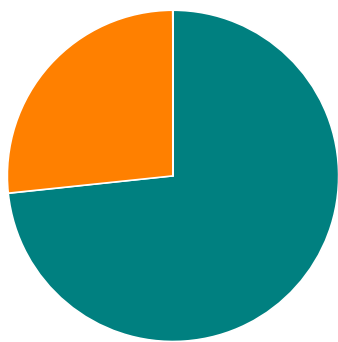
Race

White	11
Black or African-American	4
Asian	0
American Indian or Alaska Native	0
Native Hawaiian or Other Pacific Islander	0
Multiple	0

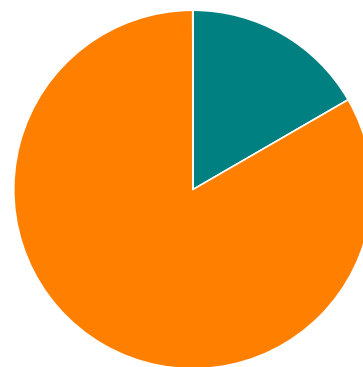
Chronically Homeless

Total Number of Persons	2
-------------------------	---

Race



Gender



■ White
 ■ Black or African American
 ■ Asian
 ■ American Indian
 ■ Native Hawaiian
 ■ Multiple

■ Female
 ■ Male
 ■ Transgender
 ■ Gender Non-conforming

Households with Only Children

Household and Person Breakdown

Total Number of Households	0
Total Number of Children	0

Gender

Female	0
Male	0
Transgender	0
Gender Non-conforming	0

Ethnicity

Non-Hispanic/Non-Latino	0
Hispanic/Latino	0

Race

White	0
Black or African-American	0
Asian	0
American Indian or Alaska Native	0
Native Hawaiian or Other Pacific Islander	0
Multiple	0

Chronically Homeless

Total Number of Persons	0
-------------------------	---

Race

Gender

White Black or African American Asian American Indian
Native Hawaiian Multiple

Female Male Transgender Gender Non-conforming

Personal Information

Do you identify as lesbian, gay, bisexual, transgender, and/or queer (LGBTQ+)?

Yes	0
No	8
Don't Know	1
Refused	0
Total	9

Do you receive any disability benefits such as:

SSI/SSDI	2
Veterans Disability Benefits	1
None	5
Don't Know/Refused	0
Total	8

Have you ever been involved in any of the following institutions?

Child Protective Services	2
Criminal justice system	6
Drug treatment	1
Foster care	1
Long-term hospitalization	1
Mental health treatment	1
None of the above	1
Total	13
<i>*Individuals could select multiple answers*</i>	

In the last 12 months, what have been your sources of income?

Full-time employment	2
Non-cash benefits (WIC/SNAP/TANF)	1
Money from family	2
Part-time employment	2
No income	0
SSI/SSDI	4
Sex work	0
Pan handling	2
Other	1
Total	14
<i>*Individuals could select multiple answers*</i>	

What is the highest level of school you have completed?

GED	2
HS Diploma	3
Some College	1
Less than ninth grade	2
Training/Technical School	0
College graduate	0
Master's degree or higher	0
Total	8
<i>*Individuals could select multiple answers*</i>	

Veteran Questions

Under what tours of duty have you served?

Afghanistan	0
Vietnam	1
Other	0
Kuwait	0
Iraq	0
Korea	0
Total	1
<i>*Individuals could select multiple answers*</i>	

What is the length of service in years?

Less than one year	0
1-4 years	0
5-9 years	0
More than 10 years	0
Total	0

Experience with Homelessness

Where are you sleeping tonight?

Abandoned Building	4
Bus, train station, airport	0
Other	1
Outdoor Encampment	1
Park	0
Street or sidewalk	1
Under bridge/overpass	0
Vehicle	0
Total	7

Is this the first time you've been homeless?

Yes	3
No	6
Don't Know	0
Refused	0
Total	9

How old were you when you first became homeless?

Under 5	0
5-12 years old	0
13-17 years old	2
18-24 years old	1
25-34 years old	1
35-44 years old	1
45-54 years old	1
55-61 years old	0
62+	0
Total	6

How many months did you stay in shelter or on the streets over the past 3 years?

0 to 3 months	2
4 to 6 months	1
7 to 11 months	0
1 to 2 years	0
3 years or more	3
Total	6

How many separate times have you stayed in sheltered or on the streets in the past 3 years?

Fewer than 4	4
4 or more times	1
Don't Know	1
Refused	0
Total	6

How many months have you been homeless this time?

0 to 3 months	4
4 to 6 months	2
7 to 11 months	0
1 to 2 years	1
3 years or more	2
Total	9

Which of the following reasons do you feel caused your homelessness?

Addiction	1
Aged out of foster care	0
Criminal history	4
Divorce/Separation	6
Domestic Violence	4
Evicted/History of broken lease	1
Family/personal issues	2
Lack of assistance/resources	5
Moved to seek work	0
Natural Disaster	0
Other	0
Physical/mental disabilities	3
Sexual Orientation	0
Unable to pay rent/mortgage	3
Unemployment	5
Total	34
<i>*Individuals could select multiple answers*</i>	

Are you homeless as a result of a Hurricane or Tropical Storm?

Yes (Hurricane Harvey)	0
Yes (Other Storm/Hurricane/Natural Disaster)	0
Yes (Tropical Storm Imelda)	0
No	6
Don't Know	0
Refused	0
Total	6

Did you become homeless in the same city you are currently living in?

Yes	5
No	2
Don't Know/Refused	14
Total	21

What state were you living in when you became homeless this time?

Texas	8
Other State	0
Other Country	0
Don't Know/Refused	13
Total	21

Veteran Households

Veteran Households with at Least One Adult and One Child

Household and Person Breakdown

Total Number of Households	0
Total Number of Persons	0
Total Number of Veterans	0

Gender

Female	0
Male	0
Transgender	0
Gender Non-conforming	0

Ethnicity

Non-Hispanic/Non-Latino	0
Hispanic/Latino	0

Race

White	0
Black or African-American	0
Asian	0
American Indian or Alaska Native	0
Native Hawaiian or Other Pacific Islander	0
Multiple	0

Chronically Homeless

Total Number of Households	0
Total Number of Persons	0

Race

Gender

■ White
 ■ Black or African American
 ■ Asian
 ■ American Indian
■ Native Hawaiian
 ■ Multiple

■ Female
 ■ Male
 ■ Transgender
 ■ Gender Non-conforming

Veteran Households without Children

Household and Person Breakdown

Total Number of Households	1
Total Number of Persons	1
Total Number of Veterans	1

Gender

Female	0
Male	1
Transgender	0
Gender Non-conforming	0

Ethnicity

Non-Hispanic/Non-Latino	1
Hispanic/Latino	0

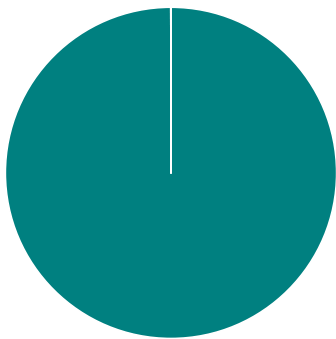
Race

White	1
Black or African-American	0
Asian	0
American Indian or Alaska Native	0
Native Hawaiian or Other Pacific Islander	0
Multiple	0

Chronically Homeless

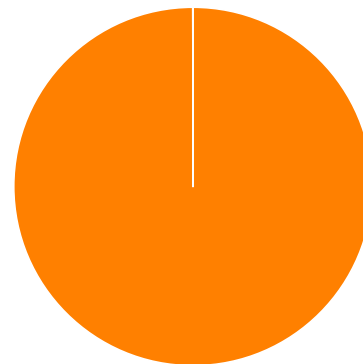
Total Number of Households	0
Total Number of Persons	0

Race



- White
- Black or African American
- Asian
- American Indian
- Native Hawaiian
- Multiple

Gender



- Female
- Male
- Transgender
- Gender Non-conforming

Youth Households

Unaccompanied Youth Households

Household and Person Breakdown

Total Number of Unaccompanied Youth Households	1
Total Number of Unaccompanied Youth	1
Total Number of Unaccompanied Youth (under age 18)	0
Total Number of Unaccompanied Youth (18 to 24)	1

Gender

Female	0
Male	1
Transgender	0
Gender Non-conforming	0

Ethnicity

Non-Hispanic/Non-Latino	0
Hispanic/Latino	0

Race

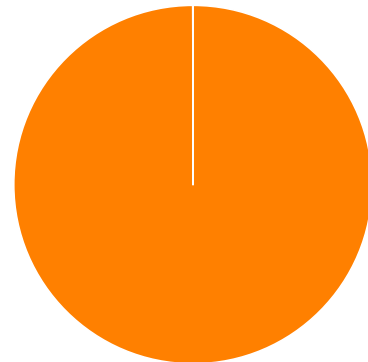

White	0
Black or African-American	0
Asian	0
American Indian or Alaska Native	0
Native Hawaiian or Other Pacific Islander	0
Multiple	0

Chronically Homeless

Total Number of Persons	0
-------------------------	---

Race

Gender



Parenting Youth

Household and Person Breakdown

Total Number of Parenting Youth Households	0
Total Number of Persons in Parenting Youth Households	0
Total Parenting Youth	0
Total Children in Parenting Youth Households	0
Number of Parenting Youth Under 18	0
Children in Households with Parenting Youth Under 18	0
Number of Parenting Youth 18 to 24	0
Children in Households with Parenting Youth 18 to 24	0

Gender

Female	0
Male	0
Transgender	0
Gender Non-conforming	0

Ethnicity

Non-Hispanic/Non-Latino	0
Hispanic/Latino	0

Race

White	0
Black or African-American	0
Asian	0
American Indian or Alaska Native	0
Native Hawaiian or Other Pacific Islander	0
Multiple	0

Chronically Homeless

Total Number of Households	0
Total Number of Persons	0

Race

Gender

■ White
 ■ Black or African American
 ■ Asian
 ■ American Indian
 ■ Native Hawaiian
 ■ Multiple

■ Female
 ■ Male
 ■ Transgender
 ■ Gender Non-conforming

Additional Homeless Populations (Adults Only)

Serious Mental Illness	1
Substance Use Disorder	0
HIV/AIDS	0
Survivors of Domestic Violence (optional)	3

