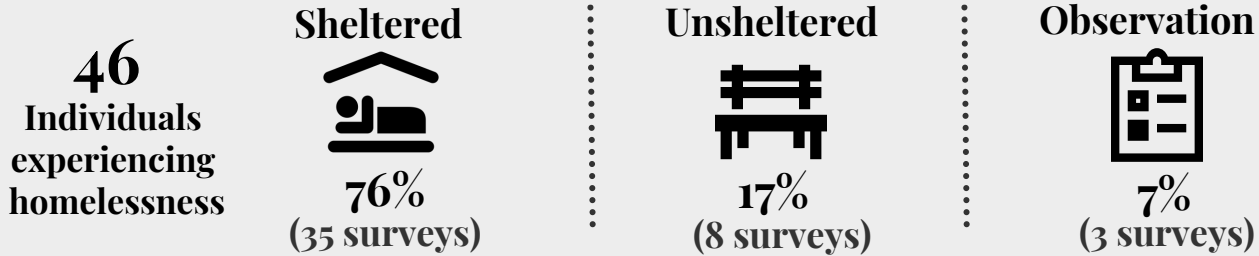


# 2020 Point-in-Time

Comal County Homeless Coalition

The Annual Point-in-Time Count (PIT) was conducted on January 23rd, 2020 to identify the needs of households residing in **Unsheltered locations** (such as cars, streets, parks, etc) as well as **Sheltered locations** (Emergency Shelter and Transitional Housing). The PIT Count aims to provide a snapshot of the individuals and families experiencing homelessness in a geographical area, over the course of one night.

*\*Responses are self-reported and/or observations and may not be representative of the entire homeless population\**



## Demographic Breakdown



- 25 Male
- 18 Female
- 0 Transgender
- 0 Gender Non-conforming
- 3 Unknown



- 35 White
- 1 African American
- 0 Asian
- 2 American Indian
- 0 Native Hawaiian
- 4 Multiple Races
- 2 Other
- 2 Unknown



- 15 Hispanic/Latino
- 30 Non-Hispanic/Non-Latino
- 1 Unknown

## Population Details



3 Households With Children



35 Households Without Children



8 Children (under the age of 18)



2 Unaccompanied Youth Households



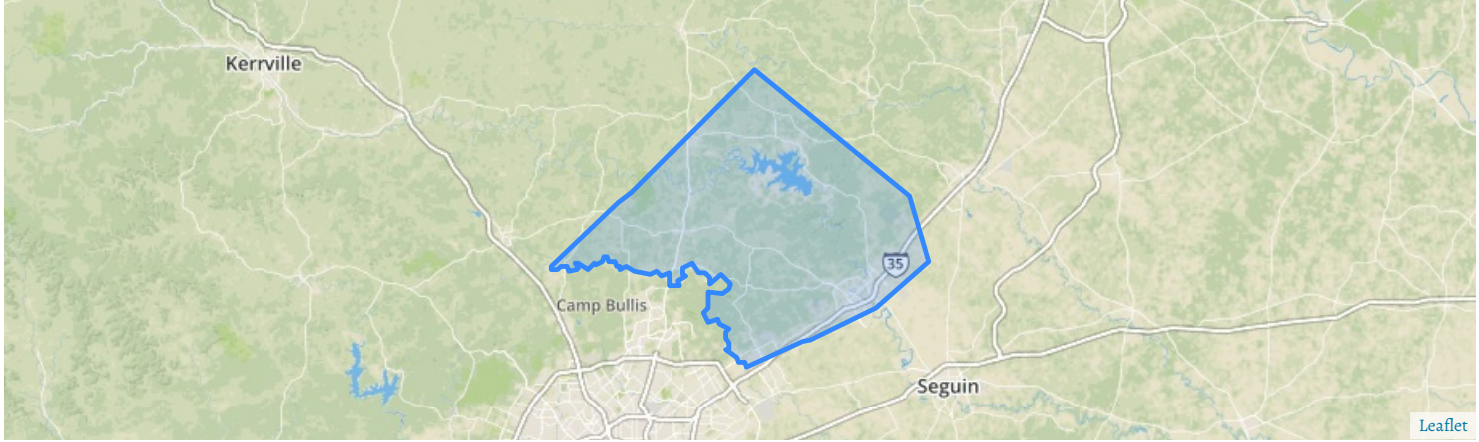
11 Chronically Homeless



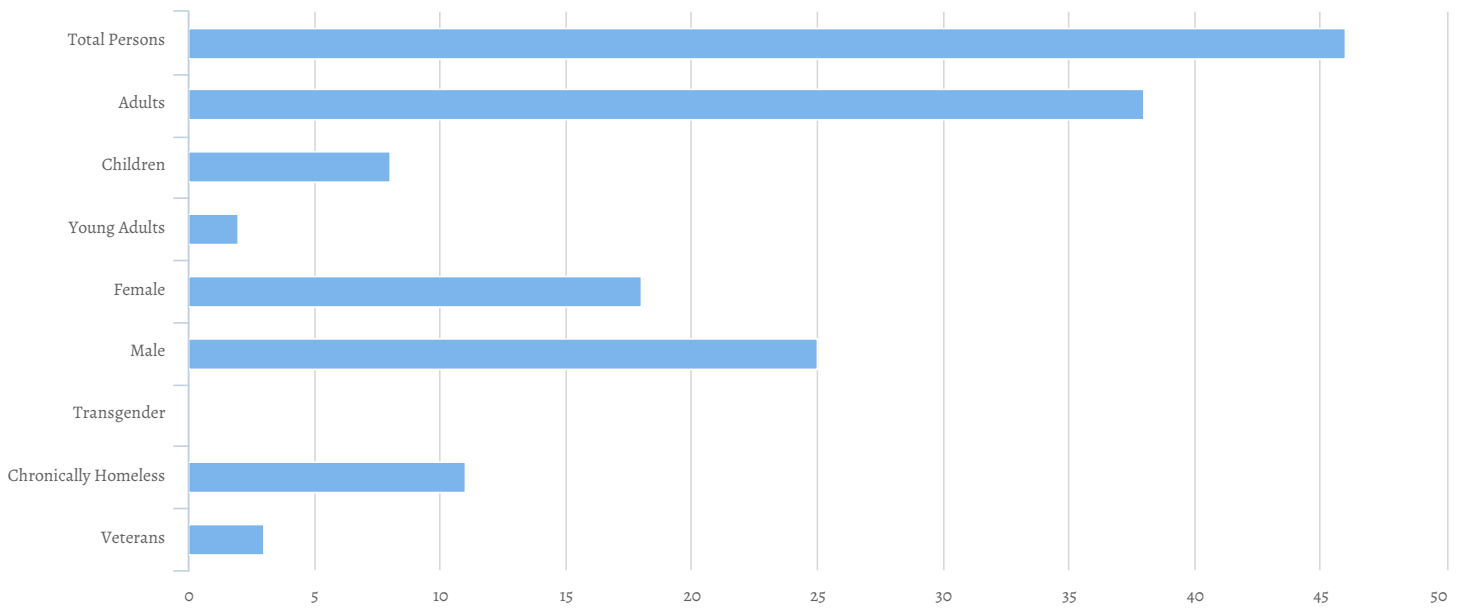
3 Veterans

Count:	Texas Balance of the State 2020 PIT	Geography:	Comal
Created by:	Henderson,Kyra	Created on:	02/24/2020 5:32 PM

**Summary**

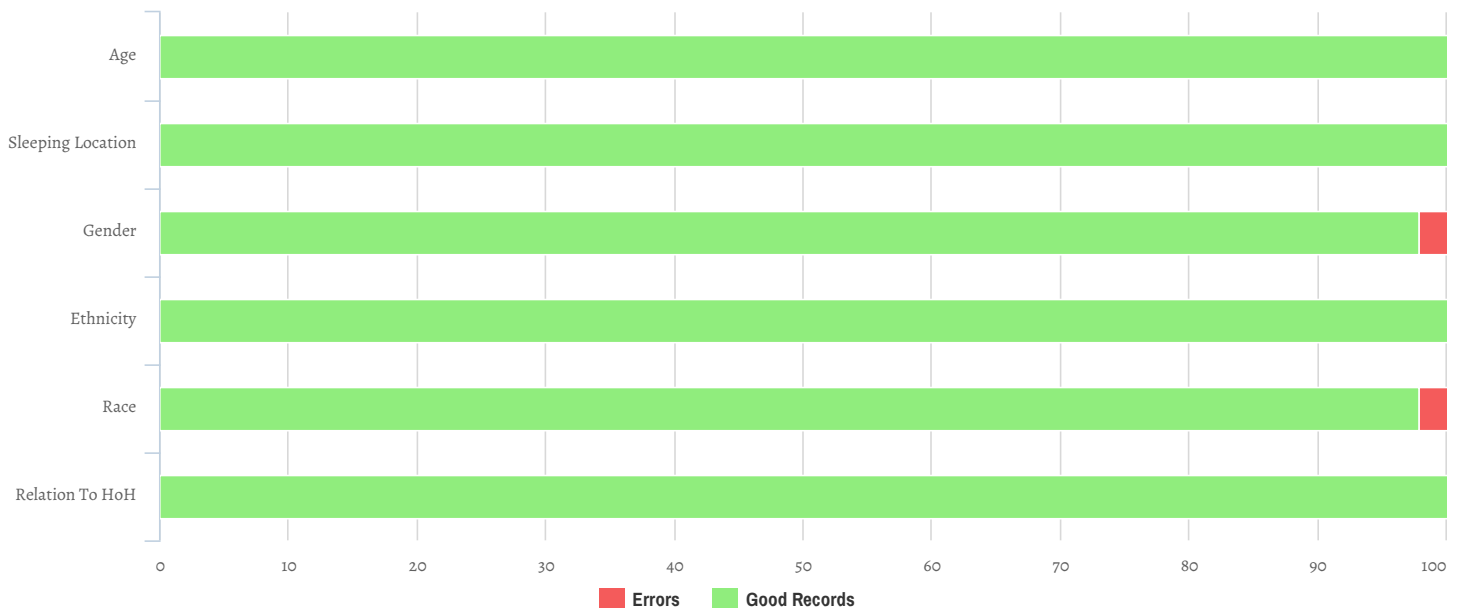


Total Persons	46
Adults (18+)	38
Children (Under 18)	8
Unknown Age	0
Unknown Age - Believe to be Adult	0
Unknown Age - Believe to be Child	0
Young Adults (18-24)	2
Female	18
Male	25
Transgender	0
Chronically Homeless	11
Veterans	3



### Data Quality Checks

Persons Missing Age Information	0
Persons Missing Sleeping Location	0
Persons Missing Gender	1
Persons Missing Ethnicity	0
Persons Missing Race	1
Persons Missing Relation to HoH	0



# All Households

## Households with at Least one Adult and One Child

### Household and Person Breakdown

Total Number of Households	3
Total Number of Persons	11
Number of Children (Under 18)	8
Number of Young Adults (18-24)	0
Number of Adults (25+)	3

### Gender

Female	6
Male	5
Transgender	0
Gender Non-conforming	0

### Ethnicity

Non-Hispanic/Non-Latino	2
Hispanic/Latino	9

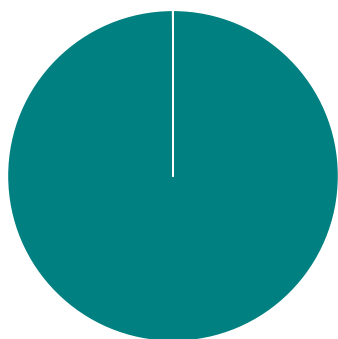
### Race

White	11
Black or African-American	0
Asian	0
American Indian or Alaska Native	0
Native Hawaiian or Other Pacific Islander	0
Multiple	0

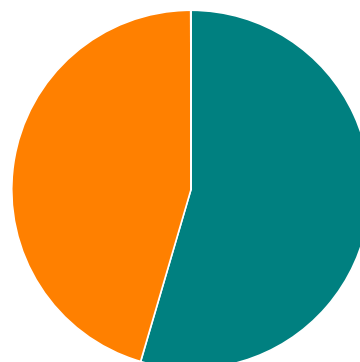
### Chronically Homeless

Total Number of Households	0
Total Number of Persons	0

Race



Gender



■ White 
 ■ Black or African American 
 ■ Asian 
 ■ American Indian 
 ■ Native Hawaiian 
 ■ Multiple

■ Female 
 ■ Male 
 ■ Transgender 
 ■ Gender Non-conforming

# Households without Children

## Household and Person Breakdown

Total Number of Households	35
Total Number of Persons	35
Number of Young Adults (18-24)	2
Number of Adults (25+)	33

## Gender

Female	12
Male	20
Transgender	0
Gender Non-conforming	1

## Ethnicity

Non-Hispanic/Non-Latino	28
Hispanic/Latino	6

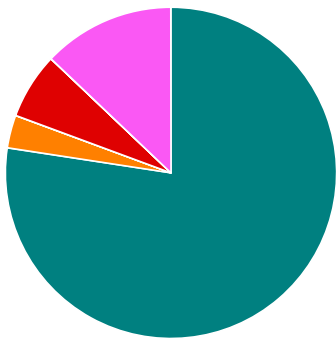
## Race

White	24
Black or African-American	1
Asian	0
American Indian or Alaska Native	2
Native Hawaiian or Other Pacific Islander	0
Multiple	4

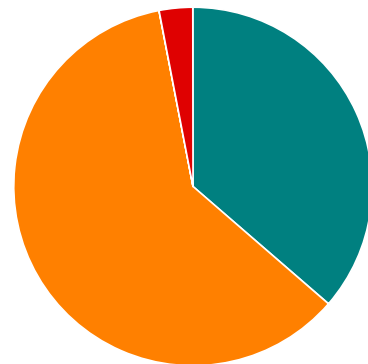
## Chronically Homeless

Total Number of Persons	11
-------------------------	----

Race



Gender



■ White   
 ■ Black or African American   
 ■ Asian   
 ■ American Indian  
■ Native Hawaiian   
 ■ Multiple

■ Female   
 ■ Male   
 ■ Transgender   
 ■ Gender Non-conforming

# Households with Only Children

## Household and Person Breakdown

Total Number of Households	0
Total Number of Children	0

## Gender

Female	0
Male	0
Transgender	0
Gender Non-conforming	0

## Ethnicity

Non-Hispanic/Non-Latino	0
Hispanic/Latino	0

## Race

White	0
Black or African-American	0
Asian	0
American Indian or Alaska Native	0
Native Hawaiian or Other Pacific Islander	0
Multiple	0

## Chronically Homeless

Total Number of Persons	0
-------------------------	---

Race

Gender

White Black or African American Asian American Indian  
Native Hawaiian Multiple

Female Male Transgender Gender Non-conforming

## Personal Information

### Do you identify as lesbian, gay, bisexual, transgender, and/or queer (LGBTQ+)?

Yes	2
No	31
Don't Know	1
Refused	1
Total	35

### Do you receive any disability benefits such as:

SSI/SSDI	6
Veterans Disability Benefits	1
None	24
Don't Know/Refused	0
Total	31

### Have you ever been involved in any of the following institutions?

Child Protective Services	5
Criminal justice system	12
Drug treatment	7
Foster care	3
Long-term hospitalization	1
Mental health treatment	16
None of the above	11
Total	55
<i>*Individuals could select multiple answers*</i>	

### In the last 12 months, what have been your sources of income?

Full-time employment	10
Non-cash benefits (WIC/SNAP/TANF)	9
Money from family	5
Part-time employment	8
No income	3
SSI/SSDI	9
Sex work	0
Pan handling	6
Other	4
Total	54
<i>*Individuals could select multiple answers*</i>	

### What is the highest level of school you have completed?

GED	6
HS Diploma	12
Some College	7
Less than ninth grade	1
Training/Technical School	5
College graduate	3
Master's degree or higher	2
Total	36
<i>*Individuals could select multiple answers*</i>	

## Veteran Questions

### Under what tours of duty have you served?

Afghanistan	0
Vietnam	0
Other	1
Kuwait	1
Iraq	1
Korea	0
Total	3
<i>*Individuals could select multiple answers*</i>	

### What is the length of service in years?

Less than one year	0
1-4 years	2
5-9 years	1
More than 10 years	0
Total	3



## Experience with Homelessness

### Where are you sleeping tonight?

Abandoned Building	0
Bus, train station, airport	0
Other	4
Outdoor Encampment	0
Park	0
Street or sidewalk	0
Under bridge/overpass	0
Vehicle	4
Total	8

### Is this the first time you've been homeless?

Yes	19
No	15
Don't Know	1
Refused	0
Total	35

### How old were you when you first became homeless?

Under 5	0
5-12 years old	0
13-17 years old	4
18-24 years old	1
25-34 years old	5
35-44 years old	1
45-54 years old	4
55-61 years old	0
62+	0
Total	15

### How many months did you stay in shelter or on the streets over the past 3 years?

0 to 3 months	5
4 to 6 months	2
7 to 11 months	1
1 to 2 years	6
3 years or more	2
Total	16

**How many separate times have you stayed in sheltered or on the streets in the past 3 years?**

Fewer than 4	8
4 or more times	6
Don't Know	0
Refused	1
Total	15

**How many months have you been homeless this time?**

0 to 3 months	11
4 to 6 months	5
7 to 11 months	3
1 to 2 years	9
3 years or more	7
Total	35

**Which of the following reasons do you feel caused your homelessness?**

Addiction	10
Aged out of foster care	0
Criminal history	6
Divorce/Separation	9
Domestic Violence	15
Evicted/History of broken lease	9
Family/personal issues	19
Lack of assistance/resources	13
Moved to seek work	4
Natural Disaster	1
Other	0
Physical/mental disabilities	11
Sexual Orientation	1
Unable to pay rent/mortgage	9
Unemployment	15
Total <i>*Individuals could select multiple answers*</i>	122

**Are you homeless as a result of a Hurricane or Tropical Storm?**

Yes (Hurricane Harvey)	0
Yes (Other Storm/Hurricane/Natural Disaster)	0
Yes (Tropical Storm Imelda)	0
No	8
Don't Know	0
Refused	0
Total	8

**Did you become homeless in the same city you are currently living in?**

Yes	15
No	19
Don't Know/Refused	12
Total	46

**What state were you living in when you became homeless this time?**

Texas	30
Other State	4
Other Country	0
Don't Know/Refused	12
Total	46

## Veteran Households

### Veteran Households with at Least One Adult and One Child

#### Household and Person Breakdown

Total Number of Households	0
Total Number of Persons	0
Total Number of Veterans	0

#### Gender

Female	0
Male	0
Transgender	0
Gender Non-conforming	0

#### Ethnicity

Non-Hispanic/Non-Latino	0
Hispanic/Latino	0

#### Race

White	0
Black or African-American	0
Asian	0
American Indian or Alaska Native	0
Native Hawaiian or Other Pacific Islander	0
Multiple	0

#### Chronically Homeless

Total Number of Households	0
Total Number of Persons	0

Race

Gender

■ White   
 ■ Black or African American   
 ■ Asian   
 ■ American Indian  
■ Native Hawaiian   
 ■ Multiple

■ Female   
 ■ Male   
 ■ Transgender   
 ■ Gender Non-conforming

# Veteran Households without Children

## Household and Person Breakdown

Total Number of Households	3
Total Number of Persons	3
Total Number of Veterans	3

## Gender

Female	0
Male	2
Transgender	0
Gender Non-conforming	1

## Ethnicity

Non-Hispanic/Non-Latino	3
Hispanic/Latino	0

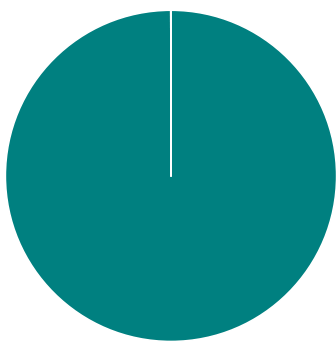
## Race

White	3
Black or African-American	0
Asian	0
American Indian or Alaska Native	0
Native Hawaiian or Other Pacific Islander	0
Multiple	0

## Chronically Homeless

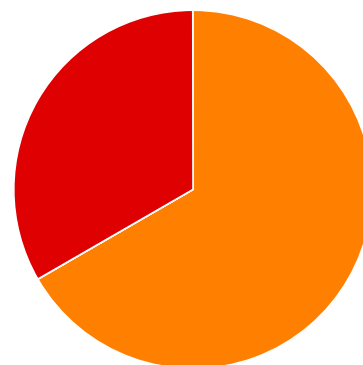
Total Number of Households	0
Total Number of Persons	0

Race



■ White   
 ■ Black or African American   
 ■ Asian   
 ■ American Indian  
■ Native Hawaiian   
 ■ Multiple

Gender



■ Female   
 ■ Male   
 ■ Transgender   
 ■ Gender Non-conforming

# Youth Households

## Unaccompanied Youth Households

### Household and Person Breakdown

Total Number of Unaccompanied Youth Households	2
Total Number of Unaccompanied Youth	2
Total Number of Unaccompanied Youth (under age 18)	0
Total Number of Unaccompanied Youth (18 to 24)	2

### Gender

Female	0
Male	2
Transgender	0
Gender Non-conforming	0

### Ethnicity

Non-Hispanic/Non-Latino	2
Hispanic/Latino	0

### Race

White	1
Black or African-American	1
Asian	0
American Indian or Alaska Native	0
Native Hawaiian or Other Pacific Islander	0
Multiple	0

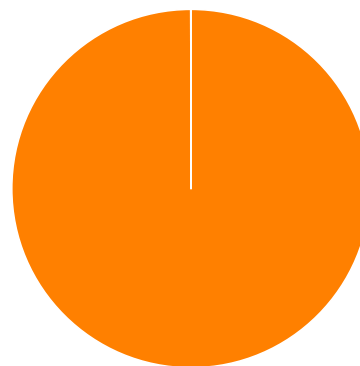
### Chronically Homeless

Total Number of Persons	0
-------------------------	---

Race



Gender



■ White   
 ■ Black or African American   
 ■ Asian   
 ■ American Indian  
■ Native Hawaiian   
 ■ Multiple

■ Female   
 ■ Male   
 ■ Transgender   
 ■ Gender Non-conforming

# Parenting Youth

## Household and Person Breakdown

Total Number of Parenting Youth Households	0
Total Number of Persons in Parenting Youth Households	0
Total Parenting Youth	0
Total Children in Parenting Youth Households	0
Number of Parenting Youth Under 18	0
Children in Households with Parenting Youth Under 18	0
Number of Parenting Youth 18 to 24	0
Children in Households with Parenting Youth 18 to 24	0

## Gender

Female	0
Male	0
Transgender	0
Gender Non-conforming	0

## Ethnicity

Non-Hispanic/Non-Latino	0
Hispanic/Latino	0

## Race

White	0
Black or African-American	0
Asian	0
American Indian or Alaska Native	0
Native Hawaiian or Other Pacific Islander	0
Multiple	0

## Chronically Homeless

Total Number of Households	0
Total Number of Persons	0

Race

Gender

■ White
 ■ Black or African American
 ■ Asian
 ■ American Indian
 ■ Native Hawaiian
 ■ Multiple

■ Female
 ■ Male
 ■ Transgender
 ■ Gender Non-conforming

## Additional Homeless Populations (Adults Only)

Serious Mental Illness	11
Substance Use Disorder	4
HIV/AIDS	1
Survivors of Domestic Violence (optional)	12

