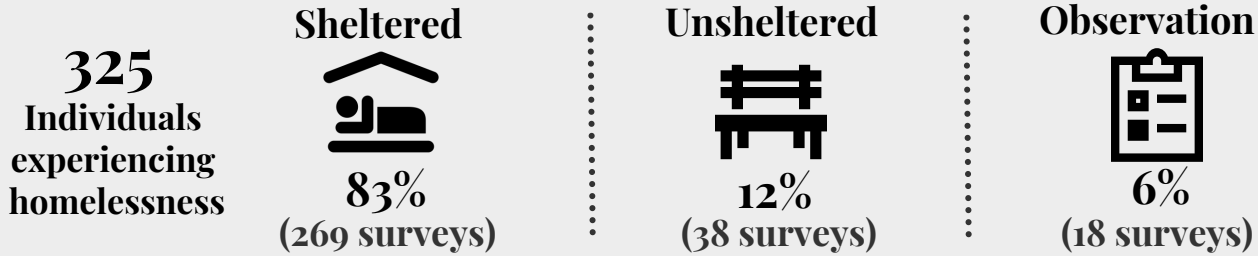


2020 Point-in-Time

East Texas Human Needs
Network (ETHNN)

The Annual Point-in-Time Count (PIT) was conducted on January 23rd, 2020 to identify the needs of households residing in **Unsheltered locations** (such as cars, streets, parks, etc) as well as **Sheltered locations** (Emergency Shelter and Transitional Housing). The PIT Count aims to provide a snapshot of the individuals and families experiencing homelessness in a geographical area, over the course of one night.

Responses are self-reported and/or observations and may not be representative of the entire homeless population



Demographic Breakdown



- 183 Male
- 140 Female
- 0 Transgender
- 0 Gender Non-conforming
- 2 Unknown



- 127 White
- 182 African American
- 1 Asian
- 3 American Indian
- 0 Native Hawaiian
- 5 Multiple Races
- 6 Other
- 1 Unknown



- 36 Hispanic/Latino
- 285 Non-Hispanic/
Non-Latino
- 4 Unknown

Population Details



40
Households With Children



192
Households Without
Children



80
Children (under the age of 18)



12
Unaccompanied Youth
Households



16
Chronically Homeless



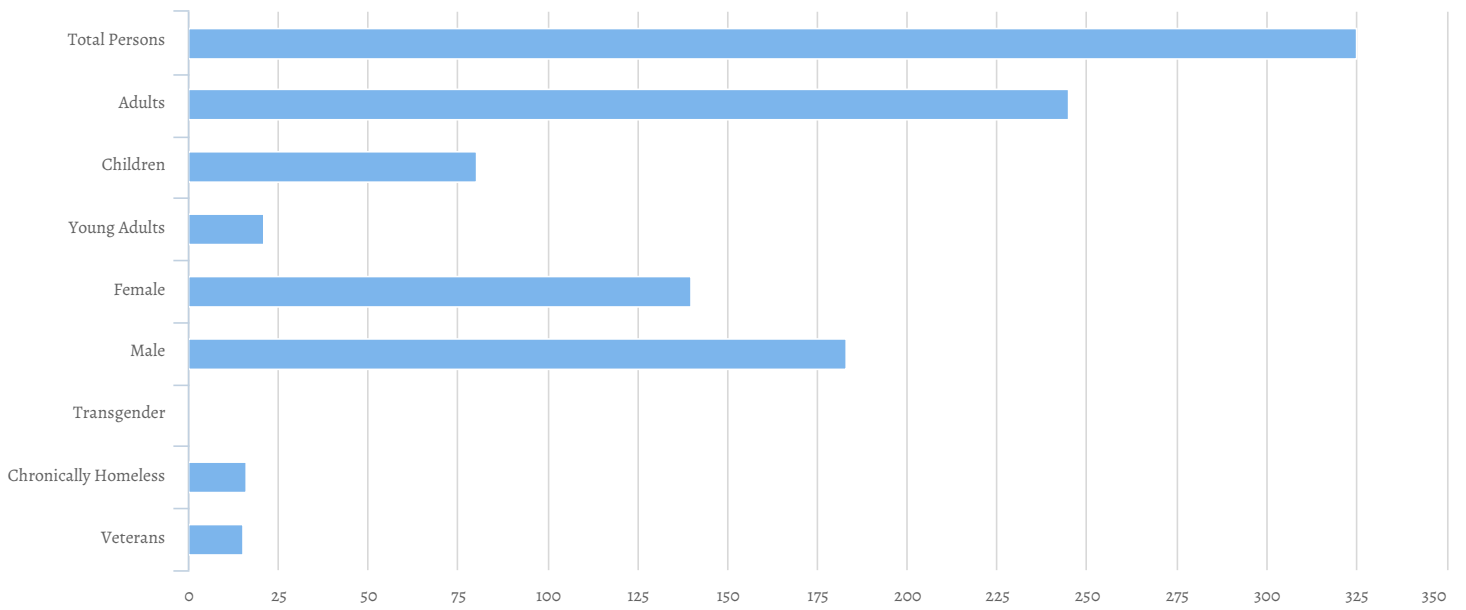
15
Veterans

Count:	Texas Balance of the State 2020 PIT	Geography:	Smith
Created by:	Henderson,Kyra	Created on:	02/24/2020 5:48 PM

Summary

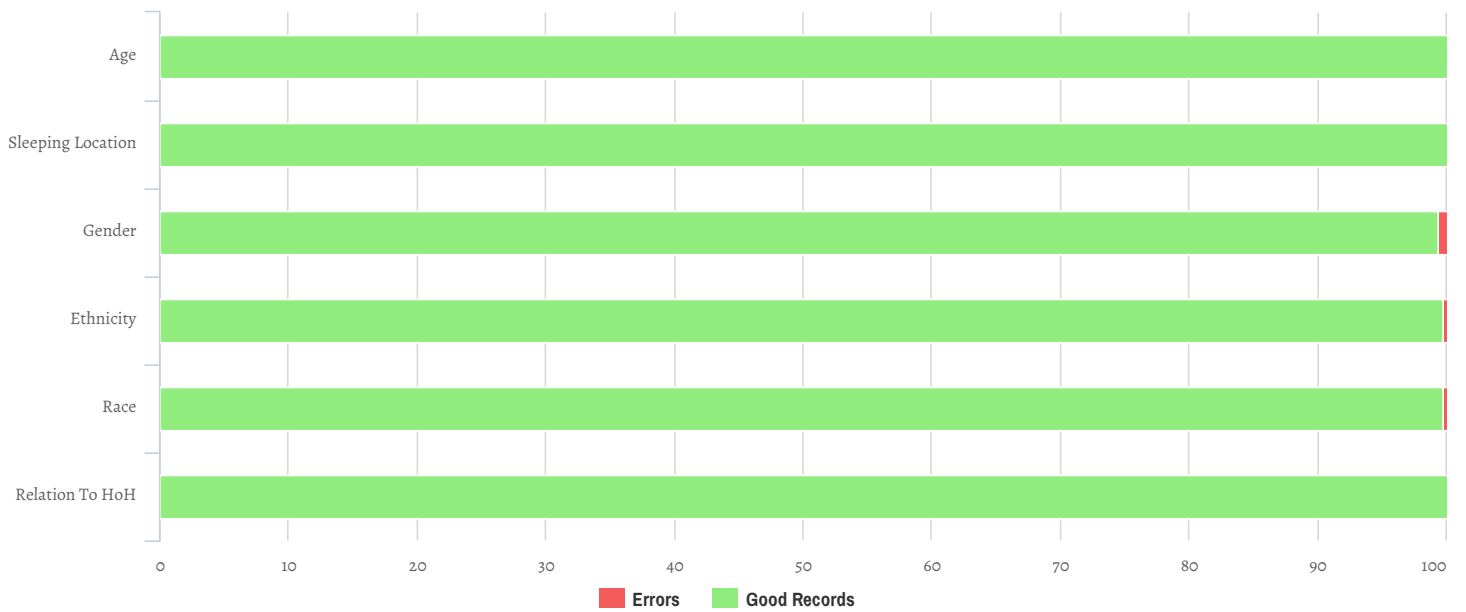


Total Persons	325
Adults (18+)	245
Children (Under 18)	80
Unknown Age	0
Unknown Age - Believe to be Adult	0
Unknown Age - Believe to be Child	0
Young Adults (18-24)	21
Female	140
Male	183
Transgender	0
Chronically Homeless	16
Veterans	15



Data Quality Checks

Persons Missing Age Information	0
Persons Missing Sleeping Location	0
Persons Missing Gender	2
Persons Missing Ethnicity	1
Persons Missing Race	1
Persons Missing Relation to HoH	0



All Households

Households with at Least one Adult and One Child

Household and Person Breakdown

Total Number of Households	40
Total Number of Persons	132
Number of Children (Under 18)	80
Number of Young Adults (18-24)	9
Number of Adults (25+)	43

Gender

Female	84
Male	47
Transgender	0
Gender Non-conforming	0

Ethnicity

Non-Hispanic/Non-Latino	115
Hispanic/Latino	17

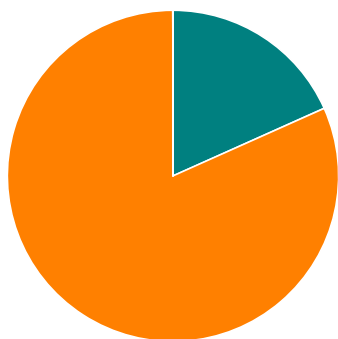
Race

White	24
Black or African-American	107
Asian	0
American Indian or Alaska Native	0
Native Hawaiian or Other Pacific Islander	0
Multiple	0

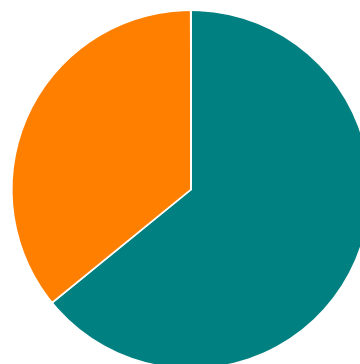
Chronically Homeless

Total Number of Households	0
Total Number of Persons	0

Race



Gender



■ White
 ■ Black or African American
 ■ Asian
 ■ American Indian
 ■ Native Hawaiian
 ■ Multiple

■ Female
 ■ Male
 ■ Transgender
 ■ Gender Non-conforming

Households without Children

Household and Person Breakdown

Total Number of Households	192
Total Number of Persons	193
Number of Young Adults (18-24)	12
Number of Adults (25+)	181

Gender

Female	56
Male	136
Transgender	0
Gender Non-conforming	0

Ethnicity

Non-Hispanic/Non-Latino	170
Hispanic/Latino	19

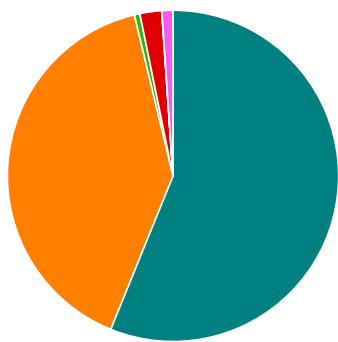
Race

White	105
Black or African-American	75
Asian	1
American Indian or Alaska Native	4
Native Hawaiian or Other Pacific Islander	0
Multiple	2

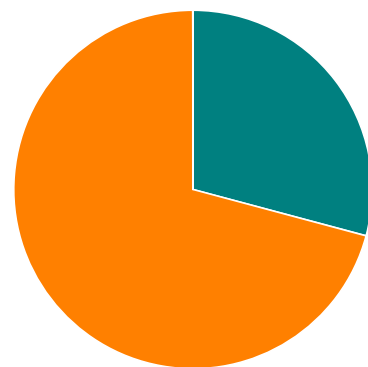
Chronically Homeless

Total Number of Persons	16
-------------------------	----

Race



Gender



■ White
 ■ Black or African American
 ■ Asian
 ■ American Indian
■ Native Hawaiian
 ■ Multiple

■ Female
 ■ Male
 ■ Transgender
 ■ Gender Non-conforming

Households with Only Children

Household and Person Breakdown

Total Number of Households	0
Total Number of Children	0

Gender

Female	0
Male	0
Transgender	0
Gender Non-conforming	0

Ethnicity

Non-Hispanic/Non-Latino	0
Hispanic/Latino	0

Race

White	0
Black or African-American	0
Asian	0
American Indian or Alaska Native	0
Native Hawaiian or Other Pacific Islander	0
Multiple	0

Chronically Homeless

Total Number of Persons	0
-------------------------	---

Race

Gender

■ White
 ■ Black or African American
 ■ Asian
 ■ American Indian
■ Native Hawaiian
 ■ Multiple

■ Female
 ■ Male
 ■ Transgender
 ■ Gender Non-conforming

Personal Information

Do you identify as lesbian, gay, bisexual, transgender, and/or queer (LGBTQ+)?

Yes	7
No	214
Don't Know	3
Refused	2
Total	226

Do you receive any disability benefits such as:

SSI/SSDI	31
Veterans Disability Benefits	5
None	173
Don't Know/Refused	1
Total	210

Have you ever been involved in any of the following institutions?

Child Protective Services	33
Criminal justice system	68
Drug treatment	40
Foster care	16
Long-term hospitalization	5
Mental health treatment	32
None of the above	111
Total	305
<i>*Individuals could select multiple answers*</i>	

In the last 12 months, what have been your sources of income?

Full-time employment	105
Non-cash benefits (WIC/SNAP/TANF)	36
Money from family	17
Part-time employment	54
No income	21
SSI/SSDI	27
Sex work	1
Pan handling	11
Other	29
Total	301
<i>*Individuals could select multiple answers*</i>	

What is the highest level of school you have completed?

GED	29
HS Diploma	86
Some College	52
Less than ninth grade	20
Training/Technical School	9
College graduate	22
Master's degree or higher	1
Total	219
<i>*Individuals could select multiple answers*</i>	

Veteran Questions

Under what tours of duty have you served?

Afghanistan	1
Vietnam	3
Other	5
Kuwait	1
Iraq	4
Korea	0
Total	14
<i>*Individuals could select multiple answers*</i>	

What is the length of service in years?

Less than one year	0
1-4 years	9
5-9 years	4
More than 10 years	2
Total	15

Experience with Homelessness

Where are you sleeping tonight?

Abandoned Building	3
Bus, train station, airport	0
Other	4
Outdoor Encampment	14
Park	0
Street or sidewalk	6
Under bridge/overpass	1
Vehicle	10
Total	38

Is this the first time you've been homeless?

Yes	111
No	113
Don't Know	2
Refused	1
Total	227

How old were you when you first became homeless?

Under 5	0
5-12 years old	2
13-17 years old	10
18-24 years old	22
25-34 years old	22
35-44 years old	18
45-54 years old	15
55-61 years old	8
62+	0
Total	97

How many months did you stay in shelter or on the streets over the past 3 years?

0 to 3 months	43
4 to 6 months	14
7 to 11 months	12
1 to 2 years	16
3 years or more	14
Total	99

How many separate times have you stayed in sheltered or on the streets in the past 3 years?

Fewer than 4	76
4 or more times	19
Don't Know	3
Refused	0
Total	98

How many months have you been homeless this time?

0 to 3 months	104
4 to 6 months	34
7 to 11 months	20
1 to 2 years	32
3 years or more	25
Total	215

Which of the following reasons do you feel caused your homelessness?

Addiction	32
Aged out of foster care	9
Criminal history	26
Divorce/Separation	30
Domestic Violence	18
Evicted/History of broken lease	14
Family/personal issues	93
Lack of assistance/resources	49
Moved to seek work	22
Natural Disaster	3
Other	24
Physical/mental disabilities	22
Sexual Orientation	1
Unable to pay rent/mortgage	53
Unemployment	61
Total <i>*Individuals could select multiple answers*</i>	457

Are you homeless as a result of a Hurricane or Tropical Storm?

Yes (Hurricane Harvey)	1
Yes (Other Storm/Hurricane/Natural Disaster)	0
Yes (Tropical Storm Imelda)	0
No	31
Don't Know	0
Refused	0
Total	32

Did you become homeless in the same city you are currently living in?

Yes	128
No	93
Don't Know/Refused	104
Total	325

What state were you living in when you became homeless this time?

Texas	204
Other State	19
Other Country	0
Don't Know/Refused	102
Total	325

Veteran Households

Veteran Households with at Least One Adult and One Child

Household and Person Breakdown

Total Number of Households	1
Total Number of Persons	2
Total Number of Veterans	1

Gender

Female	1
Male	0
Transgender	0
Gender Non-conforming	0

Ethnicity

Non-Hispanic/Non-Latino	1
Hispanic/Latino	0

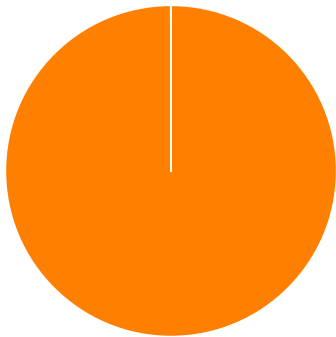
Race

White	0
Black or African-American	1
Asian	0
American Indian or Alaska Native	0
Native Hawaiian or Other Pacific Islander	0
Multiple	0

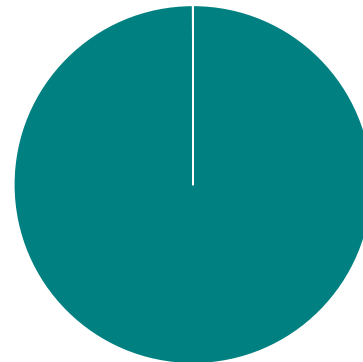
Chronically Homeless

Total Number of Households	0
Total Number of Persons	0

Race



Gender



■ White
 ■ Black or African American
 ■ Asian
 ■ American Indian
■ Native Hawaiian
 ■ Multiple

■ Female
 ■ Male
 ■ Transgender
 ■ Gender Non-conforming

Veteran Households without Children

Household and Person Breakdown

Total Number of Households	14
Total Number of Persons	14
Total Number of Veterans	14

Gender

Female	1
Male	13
Transgender	0
Gender Non-conforming	0

Ethnicity

Non-Hispanic/Non-Latino	12
Hispanic/Latino	2

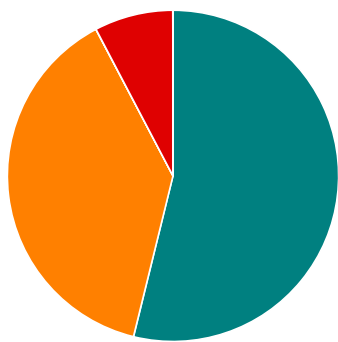
Race

White	7
Black or African-American	5
Asian	0
American Indian or Alaska Native	1
Native Hawaiian or Other Pacific Islander	0
Multiple	0

Chronically Homeless

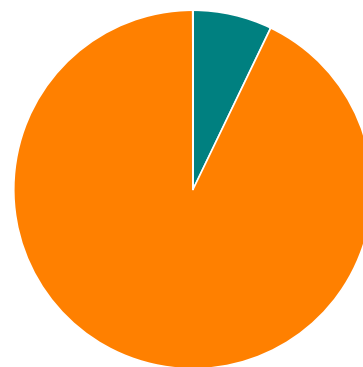
Total Number of Households	0
Total Number of Persons	0

Race



■ White
 ■ Black or African American
 ■ Asian
 ■ American Indian
■ Native Hawaiian
 ■ Multiple

Gender



■ Female
 ■ Male
 ■ Transgender
 ■ Gender Non-conforming

Youth Households

Unaccompanied Youth Households

Household and Person Breakdown

Total Number of Unaccompanied Youth Households	12
Total Number of Unaccompanied Youth	12
Total Number of Unaccompanied Youth (under age 18)	0
Total Number of Unaccompanied Youth (18 to 24)	12

Gender

Female	3
Male	9
Transgender	0
Gender Non-conforming	0

Ethnicity

Non-Hispanic/Non-Latino	8
Hispanic/Latino	4

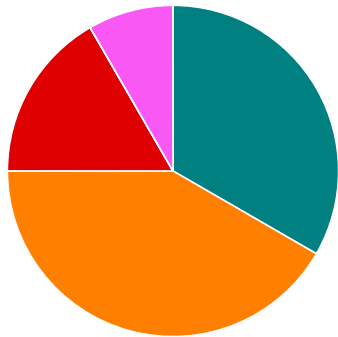
Race

White	4
Black or African-American	5
Asian	0
American Indian or Alaska Native	2
Native Hawaiian or Other Pacific Islander	0
Multiple	1

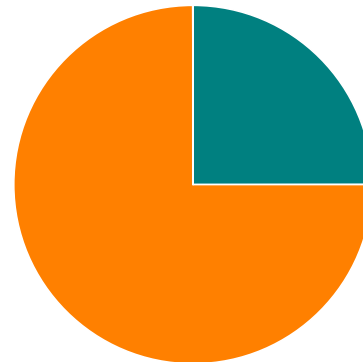
Chronically Homeless

Total Number of Persons	3
-------------------------	---

Race



Gender



■ White
 ■ Black or African American
 ■ Asian
 ■ American Indian
■ Native Hawaiian
 ■ Multiple

■ Female
 ■ Male
 ■ Transgender
 ■ Gender Non-conforming

Parenting Youth

Household and Person Breakdown

Total Number of Parenting Youth Households	4
Total Number of Persons in Parenting Youth Households	11
Total Parenting Youth	4
Total Children in Parenting Youth Households	7
Number of Parenting Youth Under 18	0
Children in Households with Parenting Youth Under 18	0
Number of Parenting Youth 18 to 24	4
Children in Households with Parenting Youth 18 to 24	7

Gender

Female	4
Male	0
Transgender	0
Gender Non-conforming	0

Ethnicity

Non-Hispanic/Non-Latino	3
Hispanic/Latino	1

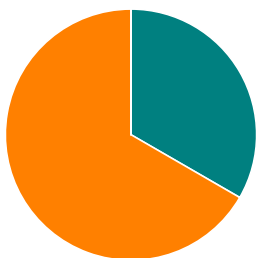
Race

White	1
Black or African-American	2
Asian	0
American Indian or Alaska Native	0
Native Hawaiian or Other Pacific Islander	0
Multiple	0

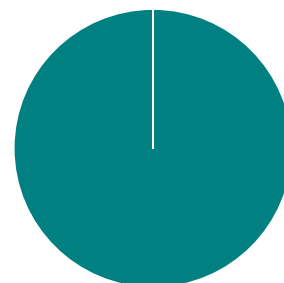
Chronically Homeless

Total Number of Households	0
Total Number of Persons	0

Race



Gender



■ White
 ■ Black or African American
 ■ Asian
 ■ American Indian
 ■ Native Hawaiian
 ■ Multiple

■ Female
 ■ Male
 ■ Transgender
 ■ Gender Non-conforming

Additional Homeless Populations (Adults Only)

Serious Mental Illness	27
Substance Use Disorder	11
HIV/AIDS	2
Survivors of Domestic Violence (optional)	17

