

2020 Point-in-Time

..... Gulf Coast Homeless Coalition

The Annual Point-in-Time Count (PIT) was conducted on January 23rd, 2020 to identify the needs of households residing in **Unsheltered locations** (such as cars, streets, parks, etc) as well as **Sheltered locations** (Emergency Shelter and Transitional Housing). The PIT Count aims to provide a snapshot of the individuals and families experiencing homelessness in a geographical area, over the course of one night.

Responses are self-reported and/or observations and may not be representative of the entire homeless population



Demographic Breakdown



- 241 Male
- 144 Female
- 1 Transgender
- 0 Gender Non-conforming
- 0 Unknown



- 204 White
- 126 African American
- 1 Asian
- 9 American Indian
- 1 Native Hawaiian
- 23 Multiple Races
- 12 Other
- 10 Unknown



- 77 Hispanic/Latino
- 289 Non-Hispanic/Non-Latino
- 20 Unknown

Population Details



37
Households With Children



273
Households Without Children



67
Children (under the age of 18)



18
Unaccompanied Youth Households



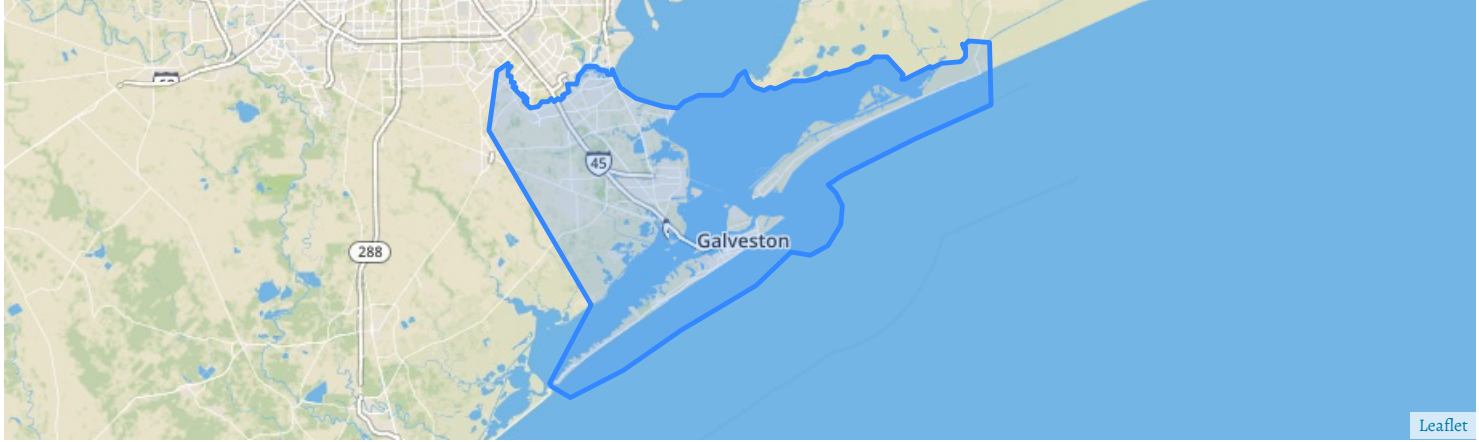
37
Chronically Homeless



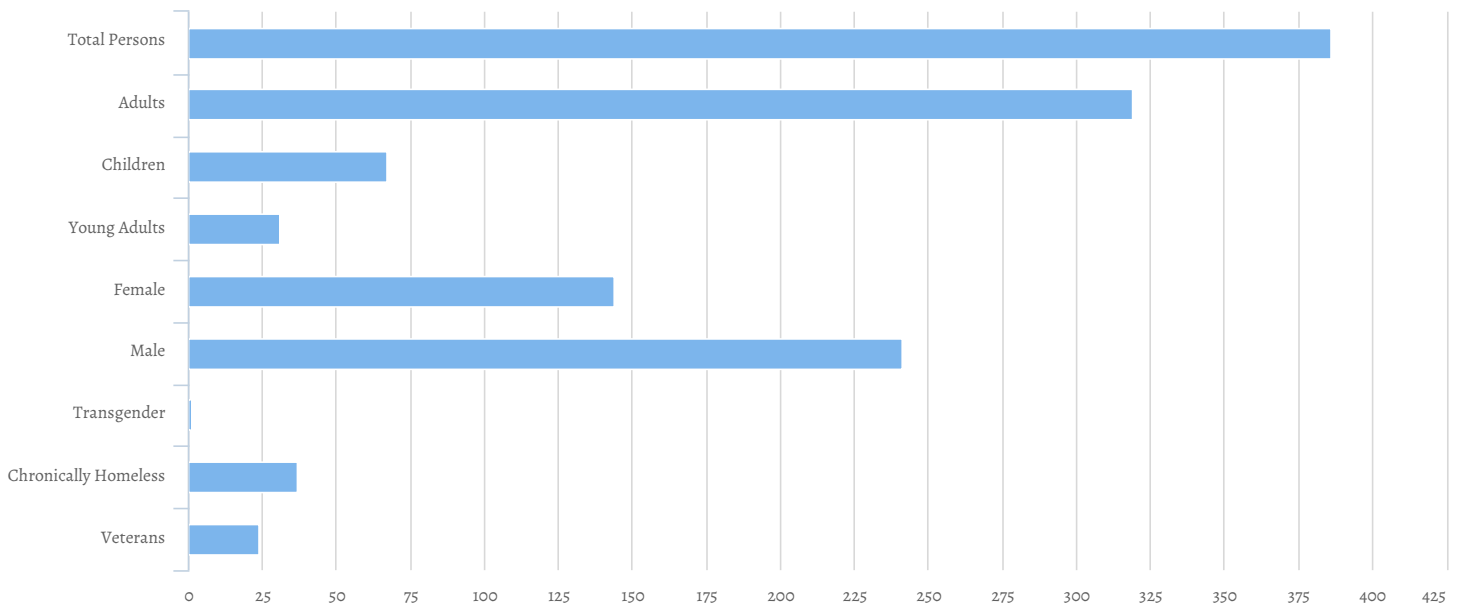
24
Veterans

Count:	Texas Balance of the State 2020 PIT	Geography:	Galveston
Created by:	Henderson,Kyra	Created on:	02/24/2020 5:50 PM

Summary

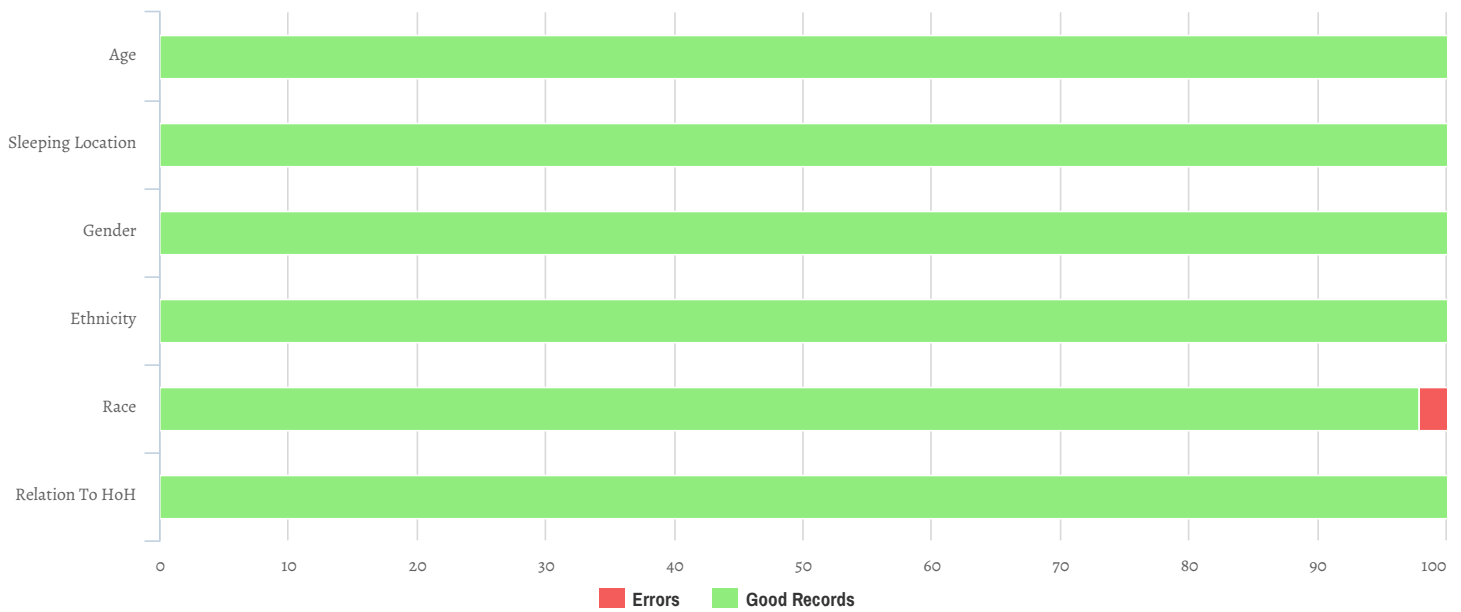


Total Persons	386
Adults (18+)	319
Children (Under 18)	67
Unknown Age	0
Unknown Age - Believe to be Adult	0
Unknown Age - Believe to be Child	0
Young Adults (18-24)	31
Female	144
Male	241
Transgender	1
Chronically Homeless	37
Veterans	24



Data Quality Checks

Persons Missing Age Information	0
Persons Missing Sleeping Location	0
Persons Missing Gender	0
Persons Missing Ethnicity	0
Persons Missing Race	8
Persons Missing Relation to HoH	0



All Households

Households with at Least one Adult and One Child

Household and Person Breakdown

Total Number of Households	37
Total Number of Persons	111
Number of Children (Under 18)	66
Number of Young Adults (18-24)	14
Number of Adults (25+)	31

Gender

Female	70
Male	41
Transgender	0
Gender Non-conforming	0

Ethnicity

Non-Hispanic/Non-Latino	60
Hispanic/Latino	50

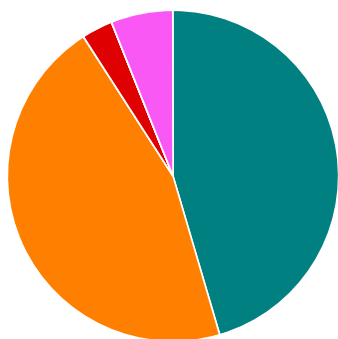
Race

White	45
Black or African-American	45
Asian	0
American Indian or Alaska Native	3
Native Hawaiian or Other Pacific Islander	0
Multiple	6

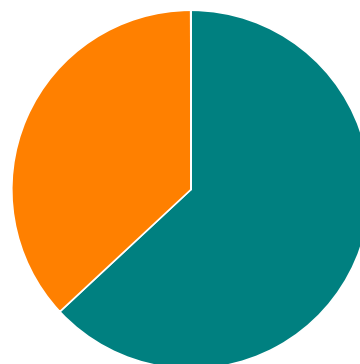
Chronically Homeless

Total Number of Households	0
Total Number of Persons	0

Race



Gender



■ White
 ■ Black or African American
 ■ Asian
 ■ American Indian
■ Native Hawaiian
 ■ Multiple

■ Female
 ■ Male
 ■ Transgender
 ■ Gender Non-conforming

Households without Children

Household and Person Breakdown

Total Number of Households	273
Total Number of Persons	274
Number of Young Adults (18-24)	17
Number of Adults (25+)	257

Gender

Female	73
Male	200
Transgender	1
Gender Non-conforming	0

Ethnicity

Non-Hispanic/Non-Latino	237
Hispanic/Latino	29

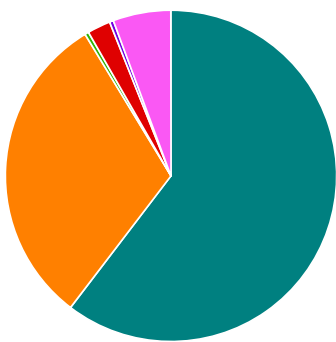
Race

White	160
Black or African-American	82
Asian	1
American Indian or Alaska Native	6
Native Hawaiian or Other Pacific Islander	1
Multiple	15

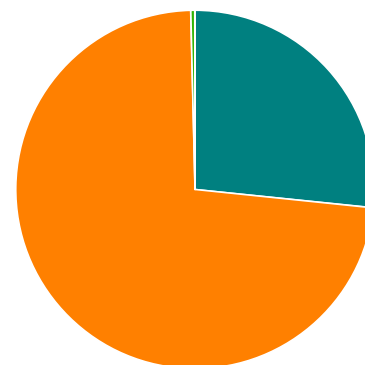
Chronically Homeless

Total Number of Persons	37
-------------------------	----

Race



Gender



■ White
 ■ Black or African American
 ■ Asian
 ■ American Indian
■ Native Hawaiian
 ■ Multiple

■ Female
 ■ Male
 ■ Transgender
 ■ Gender Non-conforming

Households with Only Children

Household and Person Breakdown

Total Number of Households	1
Total Number of Children	1

Gender

Female	1
Male	0
Transgender	0
Gender Non-conforming	0

Ethnicity

Non-Hispanic/Non-Latino	1
Hispanic/Latino	0

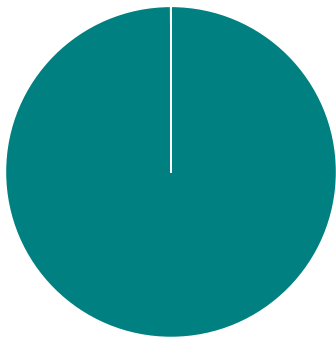
Race

White	1
Black or African-American	0
Asian	0
American Indian or Alaska Native	0
Native Hawaiian or Other Pacific Islander	0
Multiple	0

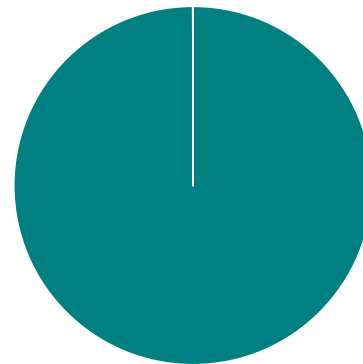
Chronically Homeless

Total Number of Persons	0
-------------------------	---

Race



Gender



■ White
 ■ Black or African American
 ■ Asian
 ■ American Indian
■ Native Hawaiian
 ■ Multiple

■ Female
 ■ Male
 ■ Transgender
 ■ Gender Non-conforming

Personal Information

Do you identify as lesbian, gay, bisexual, transgender, and/or queer (LGBTQ+)?

Yes	11
No	190
Don't Know	0
Refused	2
Total	203

Do you receive any disability benefits such as:

SSI/SSDI	41
Veterans Disability Benefits	5
None	147
Don't Know/Refused	4
Total	197

Have you ever been involved in any of the following institutions?

Child Protective Services	16
Criminal justice system	58
Drug treatment	38
Foster care	7
Long-term hospitalization	12
Mental health treatment	48
None of the above	98
Total	277
<i>*Individuals could select multiple answers*</i>	

In the last 12 months, what have been your sources of income?

Full-time employment	33
Non-cash benefits (WIC/SNAP/TANF)	31
Money from family	21
Part-time employment	36
No income	57
SSI/SSDI	39
Sex work	0
Pan handling	27
Other	19
Total	263
<i>*Individuals could select multiple answers*</i>	

What is the highest level of school you have completed?

GED	50
HS Diploma	53
Some College	46
Less than ninth grade	20
Training/Technical School	14
College graduate	12
Master's degree or higher	3
Total	198
<i>*Individuals could select multiple answers*</i>	

Veteran Questions

Under what tours of duty have you served?

Afghanistan	4
Vietnam	6
Other	6
Kuwait	2
Iraq	4
Korea	3
Total	25
<i>*Individuals could select multiple answers*</i>	

What is the length of service in years?

Less than one year	1
1-4 years	11
5-9 years	6
More than 10 years	4
Total	22

Experience with Homelessness

Where are you sleeping tonight?

Abandoned Building	2
Bus, train station, airport	0
Other	23
Outdoor Encampment	12
Park	6
Street or sidewalk	29
Under bridge/overpass	7
Vehicle	23
Total	102

Is this the first time you've been homeless?

Yes	78
No	97
Don't Know	7
Refused	2
Total	184

How old were you when you first became homeless?

Under 5	2
5-12 years old	1
13-17 years old	9
18-24 years old	10
25-34 years old	17
35-44 years old	25
45-54 years old	18
55-61 years old	9
62+	1
Total	92

How many months did you stay in shelter or on the streets over the past 3 years?

0 to 3 months	28
4 to 6 months	22
7 to 11 months	7
1 to 2 years	24
3 years or more	17
Total	98

How many separate times have you stayed in sheltered or on the streets in the past 3 years?

Fewer than 4	45
4 or more times	31
Don't Know	10
Refused	1
Total	87

How many months have you been homeless this time?

0 to 3 months	66
4 to 6 months	34
7 to 11 months	11
1 to 2 years	36
3 years or more	25
Total	172

Which of the following reasons do you feel caused your homelessness?

Addiction	37
Aged out of foster care	1
Criminal history	28
Divorce/Separation	31
Domestic Violence	40
Evicted/History of broken lease	30
Family/personal issues	71
Lack of assistance/resources	88
Moved to seek work	23
Natural Disaster	10
Other	22
Physical/mental disabilities	36
Sexual Orientation	5
Unable to pay rent/mortgage	47
Unemployment	81
Total <i>*Individuals could select multiple answers*</i>	550

Are you homeless as a result of a Hurricane or Tropical Storm?

Yes (Hurricane Harvey)	9
Yes (Other Storm/Hurricane/Natural Disaster)	0
Yes (Tropical Storm Imelda)	0
No	62
Don't Know	0
Refused	0
Total	71

Did you become homeless in the same city you are currently living in?

Yes	90
No	92
Don't Know/Refused	204
Total	386

What state were you living in when you became homeless this time?

Texas	172
Other State	19
Other Country	1
Don't Know/Refused	194
Total	386

Veteran Households

Veteran Households with at Least One Adult and One Child

Household and Person Breakdown

Total Number of Households	1
Total Number of Persons	4
Total Number of Veterans	1

Gender

Female	1
Male	0
Transgender	0
Gender Non-conforming	0

Ethnicity

Non-Hispanic/Non-Latino	1
Hispanic/Latino	0

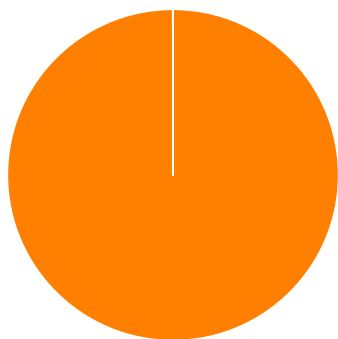
Race

White	0
Black or African-American	1
Asian	0
American Indian or Alaska Native	0
Native Hawaiian or Other Pacific Islander	0
Multiple	0

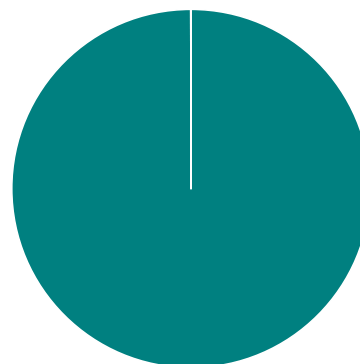
Chronically Homeless

Total Number of Households	0
Total Number of Persons	0

Race



Gender



■ White
 ■ Black or African American
 ■ Asian
 ■ American Indian
■ Native Hawaiian
 ■ Multiple

■ Female
 ■ Male
 ■ Transgender
 ■ Gender Non-conforming

Veteran Households without Children

Household and Person Breakdown

Total Number of Households	23
Total Number of Persons	23
Total Number of Veterans	23

Gender

Female	3
Male	20
Transgender	0
Gender Non-conforming	0

Ethnicity

Non-Hispanic/Non-Latino	20
Hispanic/Latino	3

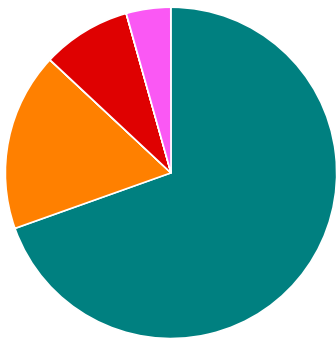
Race

White	16
Black or African-American	4
Asian	0
American Indian or Alaska Native	2
Native Hawaiian or Other Pacific Islander	0
Multiple	1

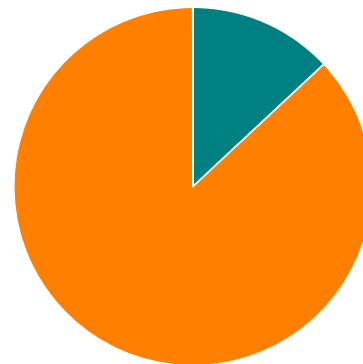
Chronically Homeless

Total Number of Households	8
Total Number of Persons	8

Race



Gender



■ White
 ■ Black or African American
 ■ Asian
 ■ American Indian
 ■ Native Hawaiian
 ■ Multiple

■ Female
 ■ Male
 ■ Transgender
 ■ Gender Non-conforming

Youth Households

Unaccompanied Youth Households

Household and Person Breakdown

Total Number of Unaccompanied Youth Households	18
Total Number of Unaccompanied Youth	18
Total Number of Unaccompanied Youth (under age 18)	1
Total Number of Unaccompanied Youth (18 to 24)	17

Gender

Female	4
Male	14
Transgender	0
Gender Non-conforming	0

Ethnicity

Non-Hispanic/Non-Latino	10
Hispanic/Latino	8

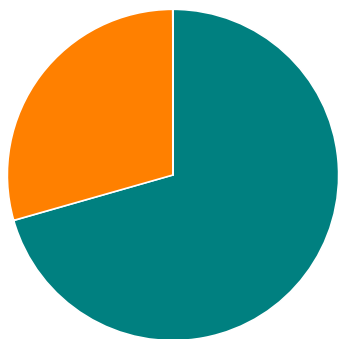
Race

White	12
Black or African-American	5
Asian	0
American Indian or Alaska Native	0
Native Hawaiian or Other Pacific Islander	0
Multiple	0

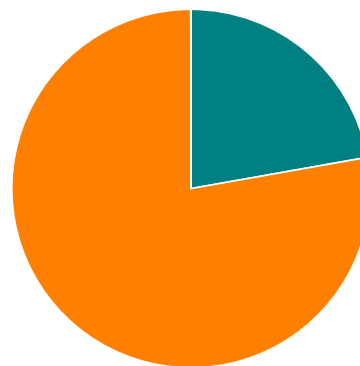
Chronically Homeless

Total Number of Persons	0
-------------------------	---

Race



Gender



■ White
 ■ Black or African American
 ■ Asian
 ■ American Indian
 ■ Native Hawaiian
 ■ Multiple

■ Female
 ■ Male
 ■ Transgender
 ■ Gender Non-conforming

Parenting Youth

Household and Person Breakdown

Total Number of Parenting Youth Households	7
Total Number of Persons in Parenting Youth Households	22
Total Parenting Youth	8
Total Children in Parenting Youth Households	12
Number of Parenting Youth Under 18	0
Children in Households with Parenting Youth Under 18	0
Number of Parenting Youth 18 to 24	8
Children in Households with Parenting Youth 18 to 24	14

Gender

Female	7
Male	1
Transgender	0
Gender Non-conforming	0

Ethnicity

Non-Hispanic/Non-Latino	3
Hispanic/Latino	5

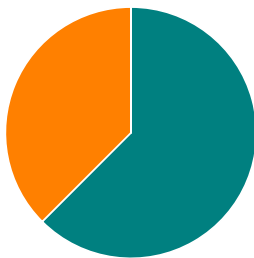
Race

White	5
Black or African-American	3
Asian	0
American Indian or Alaska Native	0
Native Hawaiian or Other Pacific Islander	0
Multiple	0

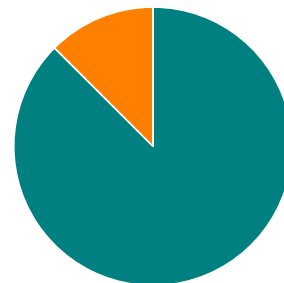
Chronically Homeless

Total Number of Households	0
Total Number of Persons	0

Race



Gender



■ White
 ■ Black or African American
 ■ Asian
 ■ American Indian
 ■ Native Hawaiian
 ■ Multiple

■ Female
 ■ Male
 ■ Transgender
 ■ Gender Non-conforming

Additional Homeless Populations (Adults Only)

Serious Mental Illness	37
Substance Use Disorder	29
HIV/AIDS	4
Survivors of Domestic Violence (optional)	45

