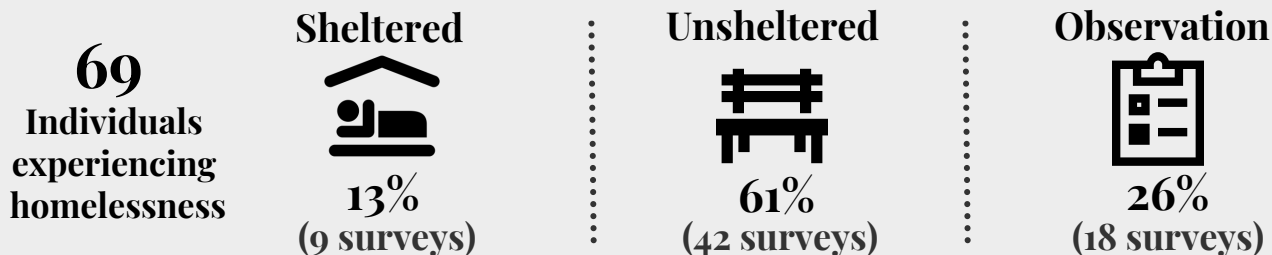


# 2020 Point-in-Time

Homeless Coalition of Brazoria  
County

The Annual Point-in-Time Count (PIT) was conducted on January 23rd, 2020 to identify the needs of households residing in **Unsheltered locations** (such as cars, streets, parks, etc) as well as **Sheltered locations** (Emergency Shelter and Transitional Housing). The PIT Count aims to provide a snapshot of the individuals and families experiencing homelessness in a geographical area, over the course of one night.

*\*Responses are self-reported and/or observations and may not be representative of the entire homeless population\**



## Demographic Breakdown



## Population Details

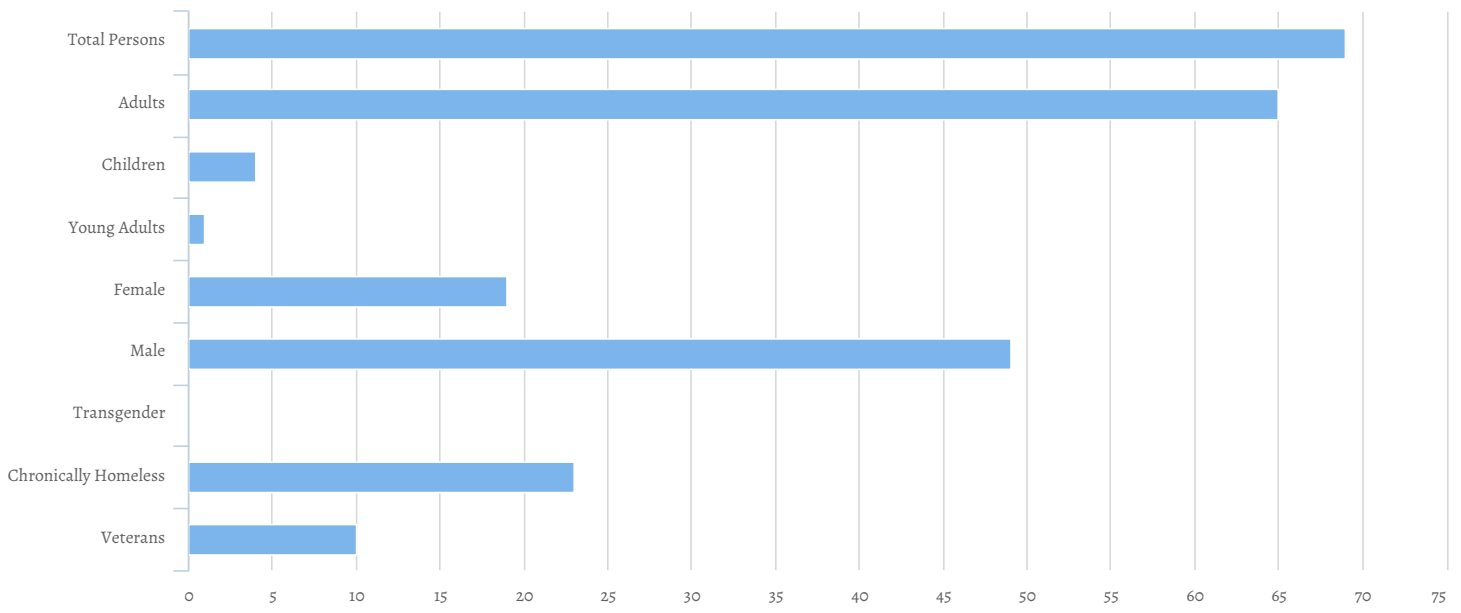


Count:	Texas Balance of the State 2020 PIT	Geography:	Brazoria
Created by:	Henderson,Kyra	Created on:	02/24/2020 5:54 PM

**Summary**

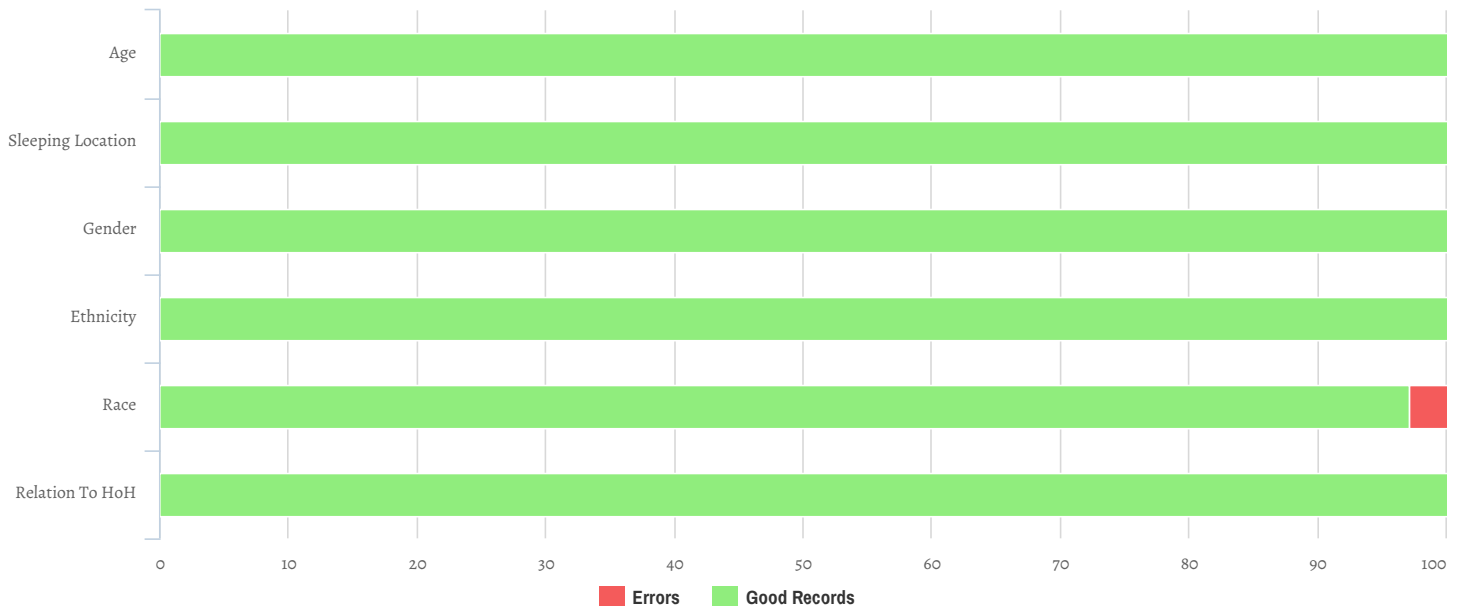


Total Persons	69
Adults (18+)	65
Children (Under 18)	4
Unknown Age	0
Unknown Age - Believe to be Adult	0
Unknown Age - Believe to be Child	0
Young Adults (18-24)	1
Female	19
Male	49
Transgender	0
Chronically Homeless	23
Veterans	10



### Data Quality Checks

Persons Missing Age Information	0
Persons Missing Sleeping Location	0
Persons Missing Gender	0
Persons Missing Ethnicity	0
Persons Missing Race	2
Persons Missing Relation to HoH	0



# All Households

## Households with at Least one Adult and One Child

### Household and Person Breakdown

Total Number of Households	2
Total Number of Persons	6
Number of Children (Under 18)	4
Number of Young Adults (18-24)	0
Number of Adults (25+)	2

### Gender

Female	2
Male	4
Transgender	0
Gender Non-conforming	0

### Ethnicity

Non-Hispanic/Non-Latino	4
Hispanic/Latino	2

### Race

White	3
Black or African-American	3
Asian	0
American Indian or Alaska Native	0
Native Hawaiian or Other Pacific Islander	0
Multiple	0

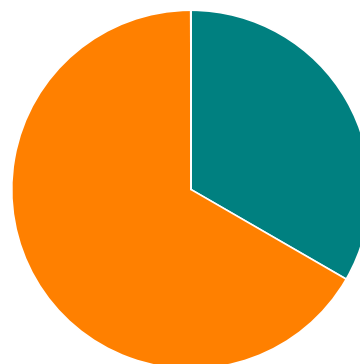
### Chronically Homeless

Total Number of Households	0
Total Number of Persons	0

Race



Gender



■ White   
 ■ Black or African American   
 ■ Asian   
 ■ American Indian  
■ Native Hawaiian   
 ■ Multiple

■ Female   
 ■ Male   
 ■ Transgender   
 ■ Gender Non-conforming

# Households without Children

## Household and Person Breakdown

Total Number of Households	46
Total Number of Persons	63
Number of Young Adults (18-24)	1
Number of Adults (25+)	62

## Gender

Female	17
Male	45
Transgender	0
Gender Non-conforming	0

## Ethnicity

Non-Hispanic/Non-Latino	51
Hispanic/Latino	8

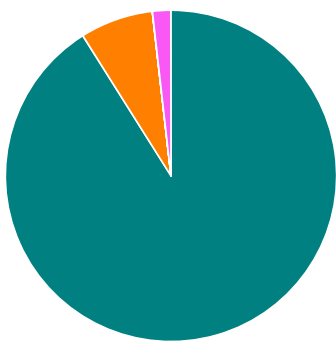
## Race

White	51
Black or African-American	4
Asian	0
American Indian or Alaska Native	0
Native Hawaiian or Other Pacific Islander	0
Multiple	1

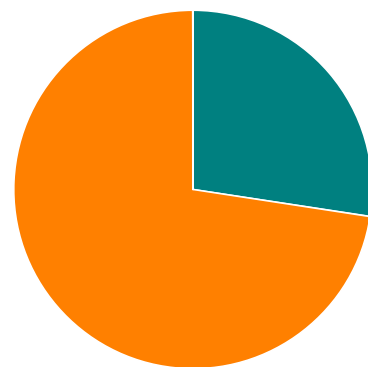
## Chronically Homeless

Total Number of Persons	23
-------------------------	----

Race



Gender



■ White   
 ■ Black or African American   
 ■ Asian   
 ■ American Indian  
■ Native Hawaiian   
 ■ Multiple

■ Female   
 ■ Male   
 ■ Transgender   
 ■ Gender Non-conforming

# Households with Only Children

## Household and Person Breakdown

Total Number of Households	0
Total Number of Children	0

## Gender

Female	0
Male	0
Transgender	0
Gender Non-conforming	0

## Ethnicity

Non-Hispanic/Non-Latino	0
Hispanic/Latino	0

## Race

White	0
Black or African-American	0
Asian	0
American Indian or Alaska Native	0
Native Hawaiian or Other Pacific Islander	0
Multiple	0

## Chronically Homeless

Total Number of Persons	0
-------------------------	---

Race

Gender

White Black or African American Asian American Indian  
Native Hawaiian Multiple

Female Male Transgender Gender Non-conforming

## Personal Information

### Do you identify as lesbian, gay, bisexual, transgender, and/or queer (LGBTQ+)?

Yes	0
No	37
Don't Know	2
Refused	3
Total	42

### Do you receive any disability benefits such as:

SSI/SSDI	13
Veterans Disability Benefits	7
None	28
Don't Know/Refused	1
Total	49

### Have you ever been involved in any of the following institutions?

Child Protective Services	3
Criminal justice system	9
Drug treatment	10
Foster care	1
Long-term hospitalization	3
Mental health treatment	4
None of the above	22
Total	52
<i>*Individuals could select multiple answers*</i>	

### In the last 12 months, what have been your sources of income?

Full-time employment	7
Non-cash benefits (WIC/SNAP/TANF)	5
Money from family	3
Part-time employment	13
No income	4
SSI/SSDI	13
Sex work	0
Pan handling	5
Other	6
Total	56
<i>*Individuals could select multiple answers*</i>	

**What is the highest level of school you have completed?**

GED	11
HS Diploma	12
Some College	11
Less than ninth grade	5
Training/Technical School	0
College graduate	5
Master's degree or higher	1
Total	45
<i>*Individuals could select multiple answers*</i>	

**Veteran Questions****Under what tours of duty have you served?**

Afghanistan	0
Vietnam	1
Other	8
Kuwait	0
Iraq	0
Korea	0
Total	9
<i>*Individuals could select multiple answers*</i>	

**What is the length of service in years?**

Less than one year	1
1-4 years	7
5-9 years	1
More than 10 years	0
Total	9



## Experience with Homelessness

### Where are you sleeping tonight?

Abandoned Building	1
Bus, train station, airport	0
Other	31
Outdoor Encampment	2
Park	3
Street or sidewalk	1
Under bridge/overpass	2
Vehicle	2
Total	42

### Is this the first time you've been homeless?

Yes	24
No	22
Don't Know	0
Refused	0
Total	46

### How old were you when you first became homeless?

Under 5	0
5-12 years old	0
13-17 years old	2
18-24 years old	4
25-34 years old	4
35-44 years old	6
45-54 years old	2
55-61 years old	0
62+	1
Total	19

### How many months did you stay in shelter or on the streets over the past 3 years?

0 to 3 months	2
4 to 6 months	2
7 to 11 months	1
1 to 2 years	7
3 years or more	6
Total	18

**How many separate times have you stayed in sheltered or on the streets in the past 3 years?**

Fewer than 4	8
4 or more times	7
Don't Know	2
Refused	1
Total	18

**How many months have you been homeless this time?**

0 to 3 months	16
4 to 6 months	10
7 to 11 months	3
1 to 2 years	8
3 years or more	6
Total	43

**Which of the following reasons do you feel caused your homelessness?**

Addiction	10
Aged out of foster care	1
Criminal history	8
Divorce/Separation	5
Domestic Violence	6
Evicted/History of broken lease	2
Family/personal issues	21
Lack of assistance/resources	10
Moved to seek work	5
Natural Disaster	2
Other	4
Physical/mental disabilities	10
Sexual Orientation	0
Unable to pay rent/mortgage	13
Unemployment	15
Total <i>*Individuals could select multiple answers*</i>	112

**Are you homeless as a result of a Hurricane or Tropical Storm?**

Yes (Hurricane Harvey)	1
Yes (Other Storm/Hurricane/Natural Disaster)	0
Yes (Tropical Storm Imelda)	0
No	36
Don't Know	0
Refused	0
Total	37

**Did you become homeless in the same city you are currently living in?**

Yes	10
No	25
Don't Know/Refused	34
Total	69

**What state were you living in when you became homeless this time?**

Texas	38
Other State	3
Other Country	0
Don't Know/Refused	28
Total	69

## Veteran Households

### Veteran Households with at Least One Adult and One Child

#### Household and Person Breakdown

Total Number of Households	0
Total Number of Persons	0
Total Number of Veterans	0

#### Gender

Female	0
Male	0
Transgender	0
Gender Non-conforming	0

#### Ethnicity

Non-Hispanic/Non-Latino	0
Hispanic/Latino	0

#### Race

White	0
Black or African-American	0
Asian	0
American Indian or Alaska Native	0
Native Hawaiian or Other Pacific Islander	0
Multiple	0

#### Chronically Homeless

Total Number of Households	0
Total Number of Persons	0

Race

Gender

■ White   
 ■ Black or African American   
 ■ Asian   
 ■ American Indian  
■ Native Hawaiian   
 ■ Multiple

■ Female   
 ■ Male   
 ■ Transgender   
 ■ Gender Non-conforming

# Veteran Households without Children

## Household and Person Breakdown

Total Number of Households	4
Total Number of Persons	19
Total Number of Veterans	10

## Gender

Female	0
Male	10
Transgender	0
Gender Non-conforming	0

## Ethnicity

Non-Hispanic/Non-Latino	8
Hispanic/Latino	2

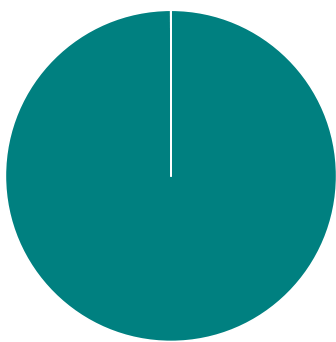
## Race

White	8
Black or African-American	0
Asian	0
American Indian or Alaska Native	0
Native Hawaiian or Other Pacific Islander	0
Multiple	0

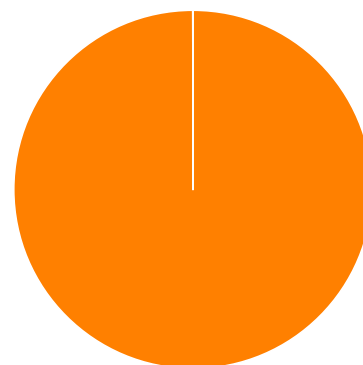
## Chronically Homeless

Total Number of Households	2
Total Number of Persons	17

Race



Gender



■ White
 ■ Black or African American
 ■ Asian
 ■ American Indian
 ■ Native Hawaiian
 ■ Multiple

■ Female
 ■ Male
 ■ Transgender
 ■ Gender Non-conforming

# Youth Households

## Unaccompanied Youth Households

### Household and Person Breakdown

Total Number of Unaccompanied Youth Households	0
Total Number of Unaccompanied Youth	0
Total Number of Unaccompanied Youth (under age 18)	0
Total Number of Unaccompanied Youth (18 to 24)	0

### Gender

Female	0
Male	0
Transgender	0
Gender Non-conforming	0

### Ethnicity

Non-Hispanic/Non-Latino	0
Hispanic/Latino	0

### Race

White	0
Black or African-American	0
Asian	0
American Indian or Alaska Native	0
Native Hawaiian or Other Pacific Islander	0
Multiple	0

### Chronically Homeless

Total Number of Persons	0
-------------------------	---

Race

Gender

■ White   
 ■ Black or African American   
 ■ Asian   
 ■ American Indian  
■ Native Hawaiian   
 ■ Multiple

■ Female   
 ■ Male   
 ■ Transgender   
 ■ Gender Non-conforming

# Parenting Youth

## Household and Person Breakdown

Total Number of Parenting Youth Households	0
Total Number of Persons in Parenting Youth Households	0
Total Parenting Youth	0
Total Children in Parenting Youth Households	0
Number of Parenting Youth Under 18	0
Children in Households with Parenting Youth Under 18	0
Number of Parenting Youth 18 to 24	0
Children in Households with Parenting Youth 18 to 24	0

## Gender

Female	0
Male	0
Transgender	0
Gender Non-conforming	0

## Ethnicity

Non-Hispanic/Non-Latino	0
Hispanic/Latino	0

## Race

White	0
Black or African-American	0
Asian	0
American Indian or Alaska Native	0
Native Hawaiian or Other Pacific Islander	0
Multiple	0

## Chronically Homeless

Total Number of Households	0
Total Number of Persons	0

Race

Gender

■ White
 ■ Black or African American
 ■ Asian
 ■ American Indian
 ■ Native Hawaiian
 ■ Multiple

■ Female
 ■ Male
 ■ Transgender
 ■ Gender Non-conforming

## Additional Homeless Populations (Adults Only)

Serious Mental Illness	5
Substance Use Disorder	4
HIV/AIDS	0
Survivors of Domestic Violence (optional)	9

