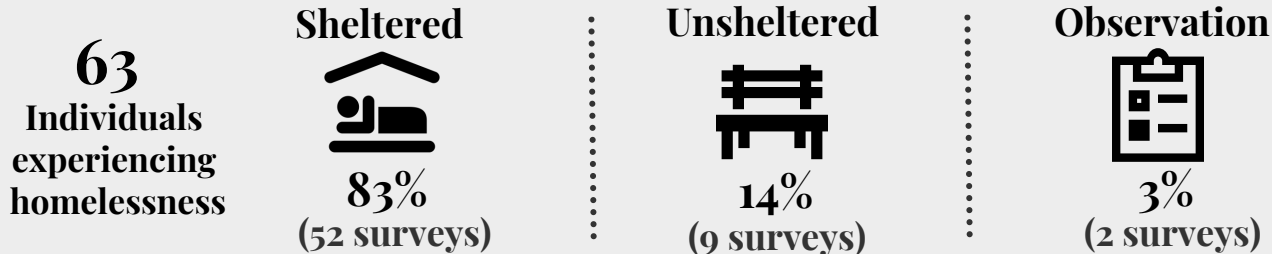


2020 Point-in-Time

Kaufman County Homeless Coalition

The Annual Point-in-Time Count (PIT) was conducted on January 23rd, 2020 to identify the needs of households residing in **Unsheltered locations** (such as cars, streets, parks, etc) as well as **Sheltered locations** (Emergency Shelter and Transitional Housing). The PIT Count aims to provide a snapshot of the individuals and families experiencing homelessness in a geographical area, over the course of one night.

Responses are self-reported and/or observations and may not be representative of the entire homeless population



Demographic Breakdown



- 13 Male
- 30 Female
- 0 Transgender
- 0 Gender Non-conforming
- 20 Unknown



- 39 White
- 9 African American
- 0 Asian
- 1 American Indian
- 0 Native Hawaiian
- 0 Multiple Races
- 3 Other
- 11 Unknown



- 12 Hispanic/Latino
- 45 Non-Hispanic/Non-Latino
- 6 Unknown

Population Details



13
Households With Children



28
Households Without Children



21
Children (under the age of 18)



2
Unaccompanied Youth Households



5
Chronically Homeless



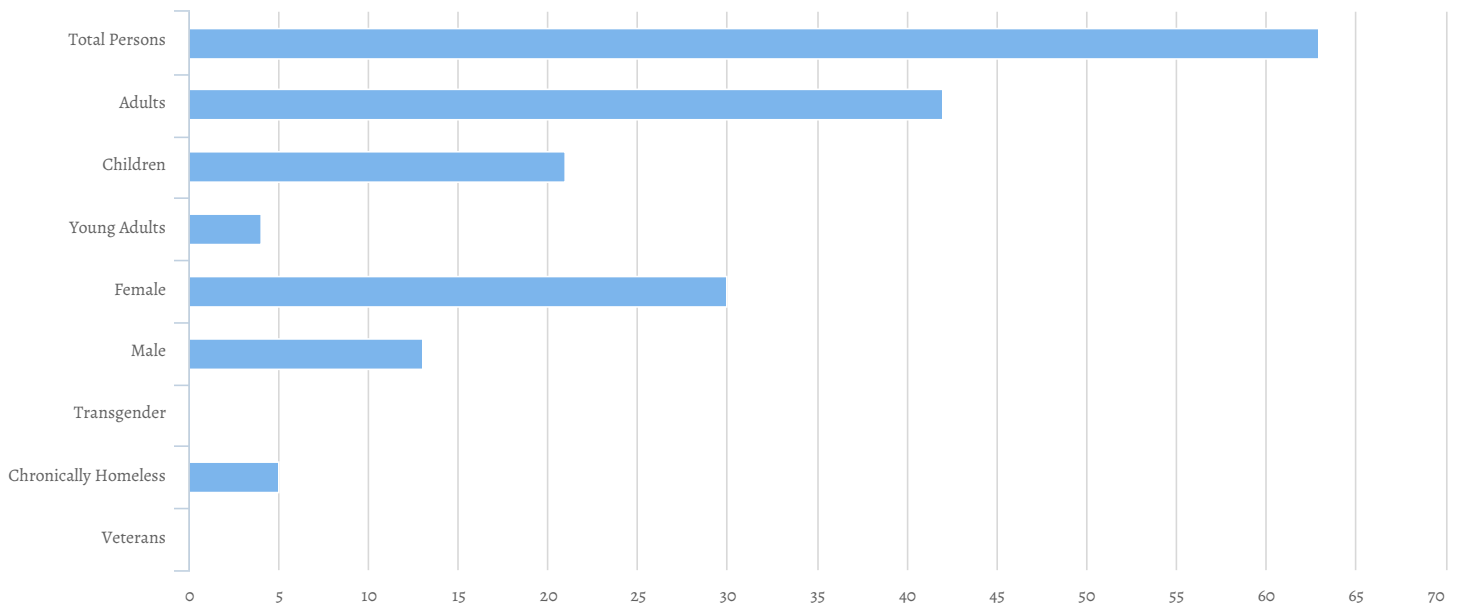
0
Veterans

Count:	Texas Balance of the State 2020 PIT	Geography:	Kaufman
Created by:	Henderson,Kyra	Created on:	02/24/2020 5:56 PM

Summary

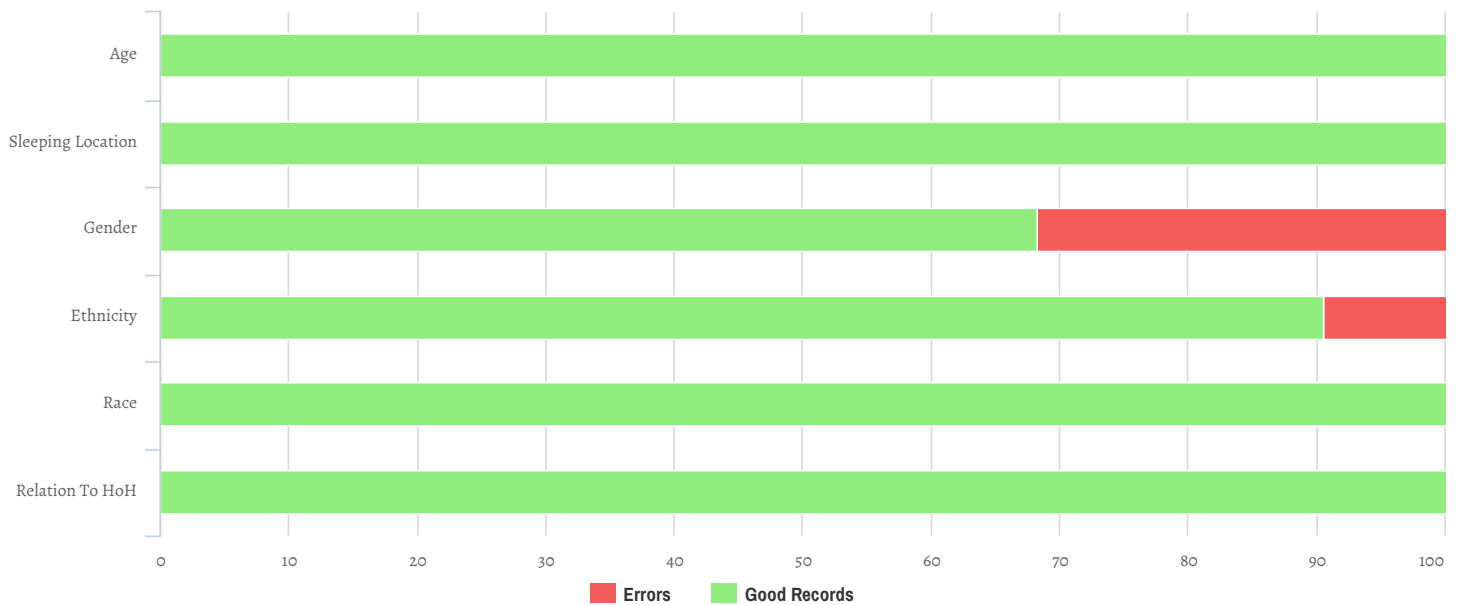


Total Persons	63
Adults (18+)	42
Children (Under 18)	21
Unknown Age	0
Unknown Age - Believe to be Adult	0
Unknown Age - Believe to be Child	0
Young Adults (18-24)	4
Female	30
Male	13
Transgender	0
Chronically Homeless	5
Veterans	0



Data Quality Checks

Persons Missing Age Information	0
Persons Missing Sleeping Location	0
Persons Missing Gender	20
Persons Missing Ethnicity	6
Persons Missing Race	0
Persons Missing Relation to HoH	0



All Households

Households with at Least one Adult and One Child

Household and Person Breakdown

Total Number of Households	13
Total Number of Persons	34
Number of Children (Under 18)	21
Number of Young Adults (18-24)	2
Number of Adults (25+)	11

Gender

Female	11
Male	5
Transgender	0
Gender Non-conforming	0

Ethnicity

Non-Hispanic/Non-Latino	18
Hispanic/Latino	10

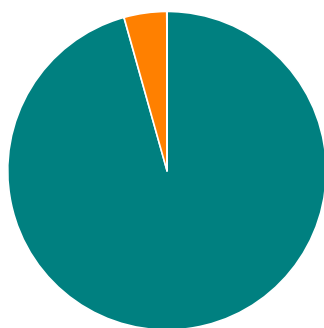
Race

White	22
Black or African-American	1
Asian	0
American Indian or Alaska Native	0
Native Hawaiian or Other Pacific Islander	0
Multiple	0

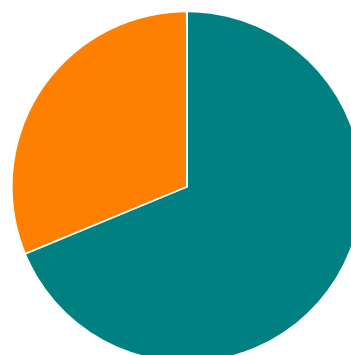
Chronically Homeless

Total Number of Households	0
Total Number of Persons	0

Race



Gender



■ White
 ■ Black or African American
 ■ Asian
■ American Indian
 ■ Native Hawaiian
 ■ Multiple

■ Female
 ■ Male
 ■ Transgender
 ■ Gender Non-conforming

Households without Children

Household and Person Breakdown

Total Number of Households	28
Total Number of Persons	29
Number of Young Adults (18-24)	2
Number of Adults (25+)	27

Gender

Female	19
Male	8
Transgender	0
Gender Non-conforming	0

Ethnicity

Non-Hispanic/Non-Latino	27
Hispanic/Latino	2

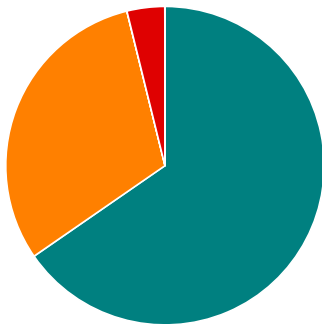
Race

White	17
Black or African-American	8
Asian	0
American Indian or Alaska Native	1
Native Hawaiian or Other Pacific Islander	0
Multiple	0

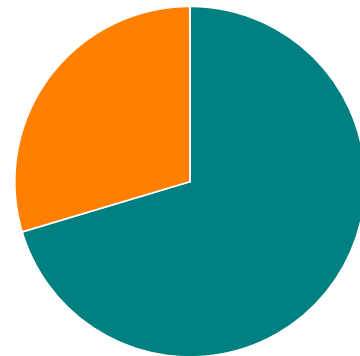
Chronically Homeless

Total Number of Persons	5
-------------------------	---

Race



Gender



■ White
 ■ Black or African American
 ■ Asian
■ American Indian
 ■ Native Hawaiian
 ■ Multiple

■ Female
 ■ Male
 ■ Transgender
 ■ Gender Non-conforming

Households with Only Children

Household and Person Breakdown

Total Number of Households	0
Total Number of Children	0

Gender

Female	0
Male	0
Transgender	0
Gender Non-conforming	0

Ethnicity

Non-Hispanic/Non-Latino	0
Hispanic/Latino	0

Race

White	0
Black or African-American	0
Asian	0
American Indian or Alaska Native	0
Native Hawaiian or Other Pacific Islander	0
Multiple	0

Chronically Homeless

Total Number of Persons	0
-------------------------	---

Race

Gender



Personal Information

Do you identify as lesbian, gay, bisexual, transgender, and/or queer (LGBTQ+)?

Yes	0
No	40
Don't Know	0
Refused	0
Total	40

Do you receive any disability benefits such as:

SSI/SSDI	2
Veterans Disability Benefits	0
None	21
Don't Know/Refused	16
Total	39

Have you ever been involved in any of the following institutions?

Child Protective Services	19
Criminal justice system	22
Drug treatment	8
Foster care	1
Long-term hospitalization	0
Mental health treatment	4
None of the above	6
Total	60
<i>*Individuals could select multiple answers*</i>	

In the last 12 months, what have been your sources of income?

Full-time employment	9
Non-cash benefits (WIC/SNAP/TANF)	12
Money from family	7
Part-time employment	10
No income	10
SSI/SSDI	2
Sex work	1
Pan handling	2
Other	0
Total	53
<i>*Individuals could select multiple answers*</i>	

What is the highest level of school you have completed?

GED	3
HS Diploma	8
Some College	4
Less than ninth grade	5
Training/Technical School	3
College graduate	0
Master's degree or higher	0
Total	23
<i>*Individuals could select multiple answers*</i>	

Veteran Questions**Under what tours of duty have you served?**

Afghanistan	0
Vietnam	0
Other	0
Kuwait	0
Iraq	0
Korea	0
Total	0
<i>*Individuals could select multiple answers*</i>	

What is the length of service in years?

Less than one year	0
1-4 years	0
5-9 years	0
More than 10 years	0
Total	0

Experience with Homelessness

Where are you sleeping tonight?

Abandoned Building	1
Bus, train station, airport	0
Other	1
Outdoor Encampment	0
Park	0
Street or sidewalk	1
Under bridge/overpass	1
Vehicle	5
Total	9

Is this the first time you've been homeless?

Yes	25
No	10
Don't Know	2
Refused	0
Total	37

How old were you when you first became homeless?

Under 5	0
5-12 years old	0
13-17 years old	1
18-24 years old	3
25-34 years old	4
35-44 years old	2
45-54 years old	0
55-61 years old	0
62+	0
Total	10

How many months did you stay in shelter or on the streets over the past 3 years?

0 to 3 months	1
4 to 6 months	1
7 to 11 months	4
1 to 2 years	3
3 years or more	3
Total	12

How many separate times have you stayed in sheltered or on the streets in the past 3 years?

Fewer than 4	5
4 or more times	4
Don't Know	1
Refused	0
Total	10

How many months have you been homeless this time?

0 to 3 months	7
4 to 6 months	7
7 to 11 months	2
1 to 2 years	7
3 years or more	1
Total	24

Which of the following reasons do you feel caused your homelessness?

Addiction	23
Aged out of foster care	0
Criminal history	10
Divorce/Separation	4
Domestic Violence	6
Evicted/History of broken lease	2
Family/personal issues	18
Lack of assistance/resources	9
Moved to seek work	4
Natural Disaster	0
Other	1
Physical/mental disabilities	2
Sexual Orientation	0
Unable to pay rent/mortgage	8
Unemployment	10
Total <i>*Individuals could select multiple answers*</i>	97

Are you homeless as a result of a Hurricane or Tropical Storm?

Yes (Hurricane Harvey)	0
Yes (Other Storm/Hurricane/Natural Disaster)	0
Yes (Tropical Storm Imelda)	0
No	8
Don't Know	0
Refused	0
Total	8

Did you become homeless in the same city you are currently living in?

Yes	9
No	12
Don't Know/Refused	42
Total	63

What state were you living in when you became homeless this time?

Texas	20
Other State	2
Other Country	0
Don't Know/Refused	41
Total	63

Veteran Households

Veteran Households with at Least One Adult and One Child

Household and Person Breakdown

Total Number of Households	0
Total Number of Persons	0
Total Number of Veterans	0

Gender

Female	0
Male	0
Transgender	0
Gender Non-conforming	0

Ethnicity

Non-Hispanic/Non-Latino	0
Hispanic/Latino	0

Race

White	0
Black or African-American	0
Asian	0
American Indian or Alaska Native	0
Native Hawaiian or Other Pacific Islander	0
Multiple	0

Chronically Homeless

Total Number of Households	0
Total Number of Persons	0

Race

Gender



Veteran Households without Children

Household and Person Breakdown

Total Number of Households	0
Total Number of Persons	0
Total Number of Veterans	0

Gender

Female	0
Male	0
Transgender	0
Gender Non-conforming	0

Ethnicity

Non-Hispanic/Non-Latino	0
Hispanic/Latino	0

Race

White	0
Black or African-American	0
Asian	0
American Indian or Alaska Native	0
Native Hawaiian or Other Pacific Islander	0
Multiple	0

Chronically Homeless

Total Number of Households	0
Total Number of Persons	0

Race

Gender



Youth Households

Unaccompanied Youth Households

Household and Person Breakdown

Total Number of Unaccompanied Youth Households	2
Total Number of Unaccompanied Youth	2
Total Number of Unaccompanied Youth (under age 18)	0
Total Number of Unaccompanied Youth (18 to 24)	2

Gender

Female	2
Male	0
Transgender	0
Gender Non-conforming	0

Ethnicity

Non-Hispanic/Non-Latino	1
Hispanic/Latino	1

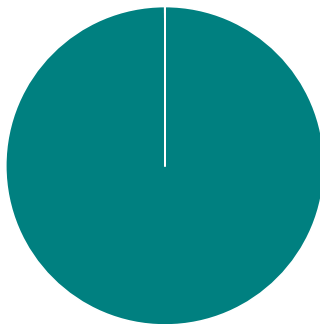
Race

White	1
Black or African-American	0
Asian	0
American Indian or Alaska Native	0
Native Hawaiian or Other Pacific Islander	0
Multiple	0

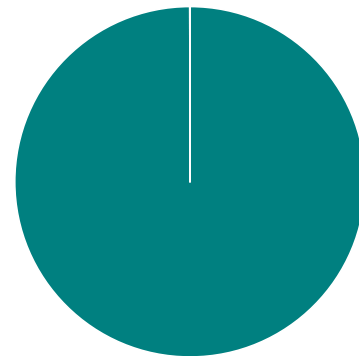
Chronically Homeless

Total Number of Persons	0
-------------------------	---

Race



Gender



■ White
 ■ Black or African American
 ■ Asian
■ American Indian
 ■ Native Hawaiian
 ■ Multiple

■ Female
 ■ Male
 ■ Transgender
 ■ Gender Non-conforming

Parenting Youth

Household and Person Breakdown

Total Number of Parenting Youth Households	2
Total Number of Persons in Parenting Youth Households	6
Total Parenting Youth	2
Total Children in Parenting Youth Households	4
Number of Parenting Youth Under 18	0
Children in Households with Parenting Youth Under 18	0
Number of Parenting Youth 18 to 24	2
Children in Households with Parenting Youth 18 to 24	4

Gender

Female	1
Male	0
Transgender	0
Gender Non-conforming	0

Ethnicity

Non-Hispanic/Non-Latino	1
Hispanic/Latino	0

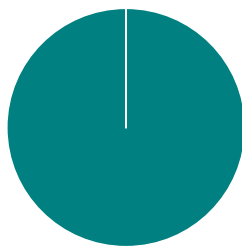
Race

White	2
Black or African-American	0
Asian	0
American Indian or Alaska Native	0
Native Hawaiian or Other Pacific Islander	0
Multiple	0

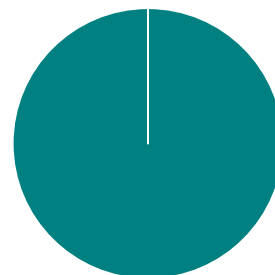
Chronically Homeless

Total Number of Households	0
Total Number of Persons	0

Race



Gender



■ White
 ■ Black or African American
 ■ Asian
■ American Indian
 ■ Native Hawaiian
 ■ Multiple

■ Female
 ■ Male
 ■ Transgender
 ■ Gender Non-conforming

Additional Homeless Populations (Adults Only)

Serious Mental Illness	3
Substance Use Disorder	2
HIV/AIDS	0
Survivors of Domestic Violence (optional)	7

