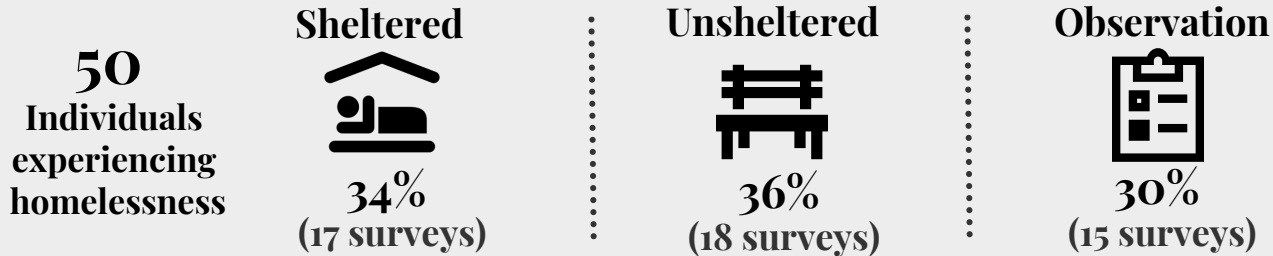


# 2020 Point-in-Time

Lamar County Homeless  
Coalition

The Annual Point-in-Time Count (PIT) was conducted on January 23rd, 2020 to identify the needs of households residing in **Unsheltered locations** (such as cars, streets, parks, etc) as well as **Sheltered locations** (Emergency Shelter and Transitional Housing). The PIT Count aims to provide a snapshot of the individuals and families experiencing homelessness in a geographical area, over the course of one night.

*\*Responses are self-reported and/or observations and may not be representative of the entire homeless population\**



## Demographic Breakdown



- 33 Male
- 17 Female
- 0 Transgender
- 0 Gender Non-conforming
- 0 Unknown



- 38 White
- 8 African American
- 0 Asian
- 1 American Indian
- 0 Native Hawaiian
- 1 Multiple Races
- 1 Other
- 1 Unknown



- 2 Hispanic/Latino
- 46 Non-Hispanic/Non-Latino
- 2 Unknown

## Population Details



1 Household With Children



42 Households Without Children



5 Children (under the age of 18)



3 Unaccompanied Youth Households



5 Chronically Homeless



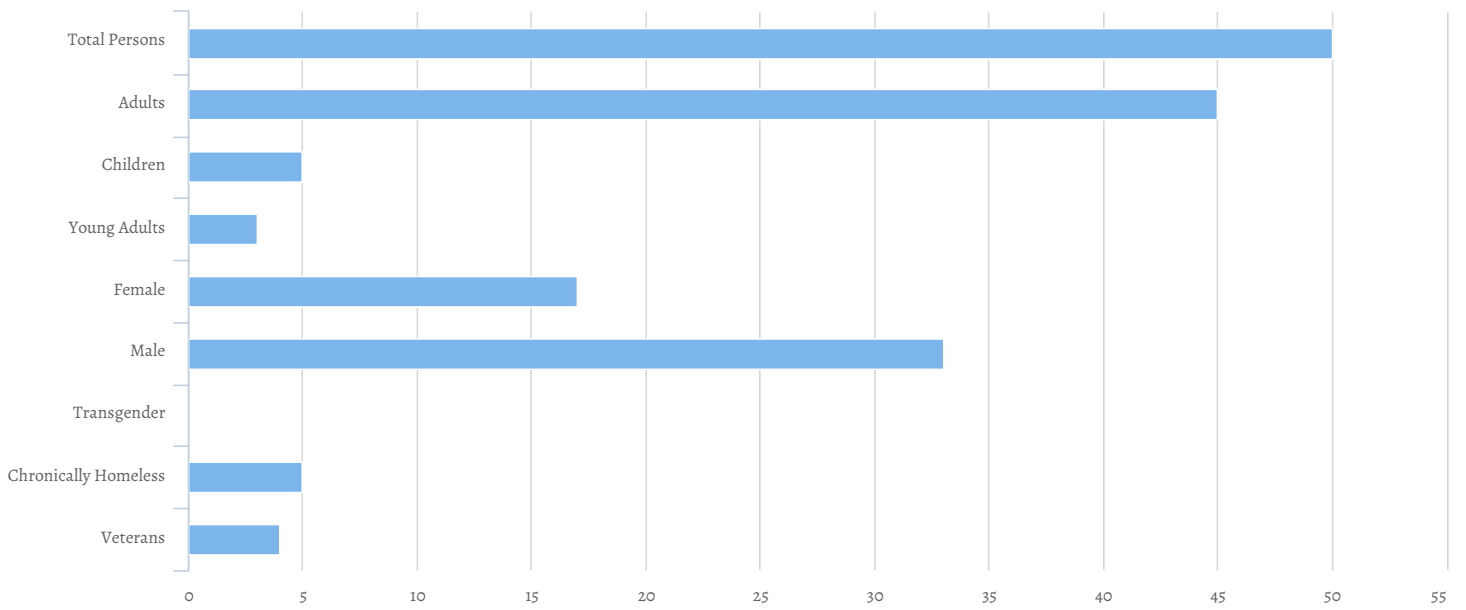
4 Veterans

Count:	Texas Balance of the State 2020 PIT	Geography:	Lamar
Created by:	Henderson,Kyra	Created on:	02/25/2020 5:02 PM

## Summary

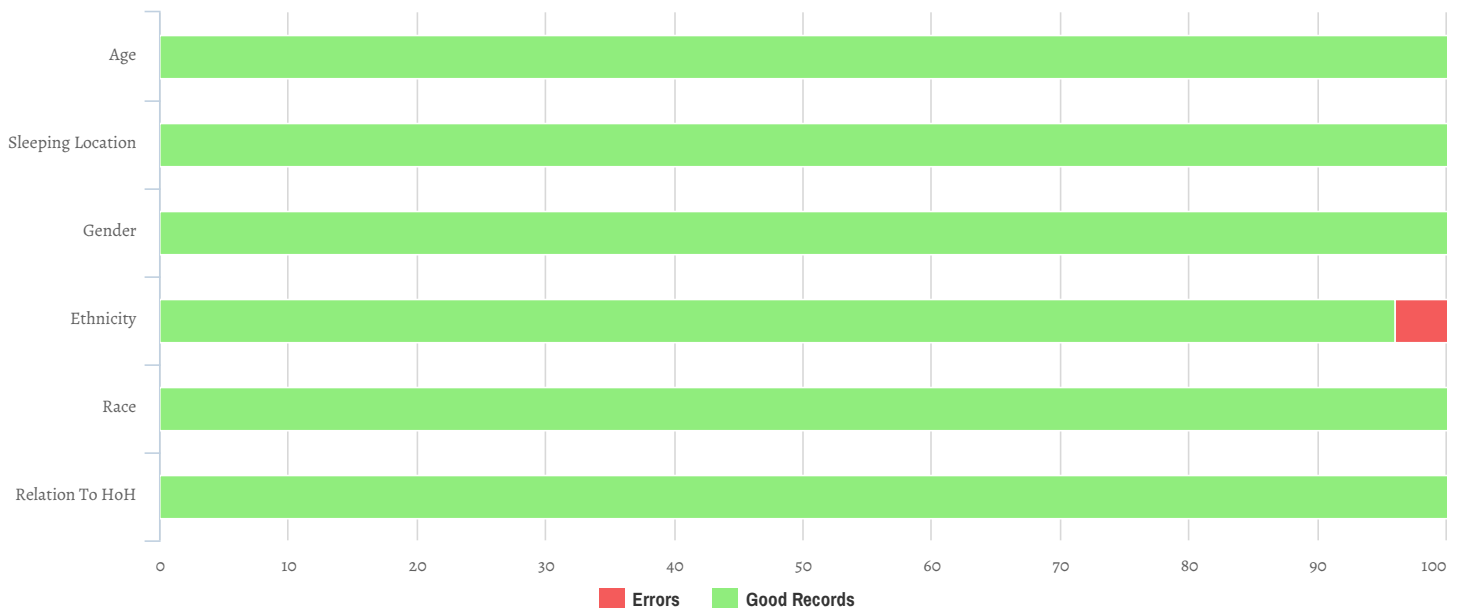


Total Persons	50
Adults (18+)	45
Children (Under 18)	5
Unknown Age	0
Unknown Age - Believe to be Adult	0
Unknown Age - Believe to be Child	0
Young Adults (18-24)	3
Female	17
Male	33
Transgender	0
Chronically Homeless	5
Veterans	4



### Data Quality Checks

Persons Missing Age Information	0
Persons Missing Sleeping Location	0
Persons Missing Gender	0
Persons Missing Ethnicity	2
Persons Missing Race	0
Persons Missing Relation to HoH	0



# All Households

## Households with at Least one Adult and One Child

### Household and Person Breakdown

Total Number of Households	1
Total Number of Persons	7
Number of Children (Under 18)	5
Number of Young Adults (18-24)	0
Number of Adults (25+)	2

### Gender

Female	4
Male	3
Transgender	0
Gender Non-conforming	0

### Ethnicity

Non-Hispanic/Non-Latino	7
Hispanic/Latino	0

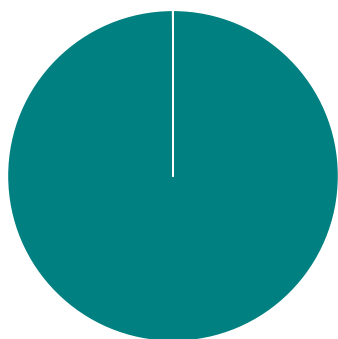
### Race

White	7
Black or African-American	0
Asian	0
American Indian or Alaska Native	0
Native Hawaiian or Other Pacific Islander	0
Multiple	0

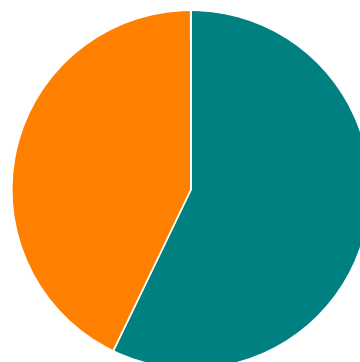
### Chronically Homeless

Total Number of Households	0
Total Number of Persons	0

Race



Gender



■ White
 ■ Black or African American
 ■ Asian
 ■ American Indian
 ■ Native Hawaiian
 ■ Multiple

■ Female
 ■ Male
 ■ Transgender
 ■ Gender Non-conforming

# Households without Children

## Household and Person Breakdown

Total Number of Households	42
Total Number of Persons	43
Number of Young Adults (18-24)	3
Number of Adults (25+)	40

## Gender

Female	13
Male	30
Transgender	0
Gender Non-conforming	0

## Ethnicity

Non-Hispanic/Non-Latino	39
Hispanic/Latino	2

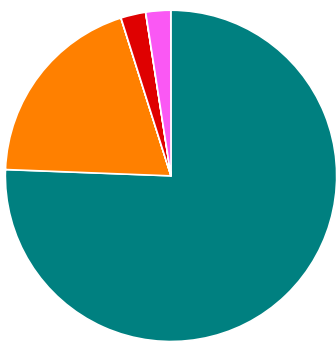
## Race

White	31
Black or African-American	8
Asian	0
American Indian or Alaska Native	1
Native Hawaiian or Other Pacific Islander	0
Multiple	1

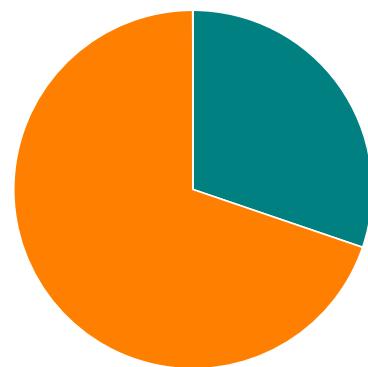
## Chronically Homeless

Total Number of Persons	5
-------------------------	---

Race



Gender



■ White   
 ■ Black or African American   
 ■ Asian   
 ■ American Indian  
■ Native Hawaiian   
 ■ Multiple

■ Female   
 ■ Male   
 ■ Transgender   
 ■ Gender Non-conforming

# Households with Only Children

## Household and Person Breakdown

Total Number of Households	0
Total Number of Children	0

## Gender

Female	0
Male	0
Transgender	0
Gender Non-conforming	0

## Ethnicity

Non-Hispanic/Non-Latino	0
Hispanic/Latino	0

## Race

White	0
Black or African-American	0
Asian	0
American Indian or Alaska Native	0
Native Hawaiian or Other Pacific Islander	0
Multiple	0

## Chronically Homeless

Total Number of Persons	0
-------------------------	---

Race

Gender

White Black or African American Asian American Indian  
Native Hawaiian Multiple

Female Male Transgender Gender Non-conforming

## Personal Information

### Do you identify as lesbian, gay, bisexual, transgender, and/or queer (LGBTQ+)?

Yes	3
No	26
Don't Know	1
Refused	0
Total	30

### Do you receive any disability benefits such as:

SSI/SSDI	0
Veterans Disability Benefits	1
None	24
Don't Know/Refused	2
Total	27

### Have you ever been involved in any of the following institutions?

Child Protective Services	6
Criminal justice system	12
Drug treatment	6
Foster care	4
Long-term hospitalization	4
Mental health treatment	7
None of the above	8
Total	47
<i>*Individuals could select multiple answers*</i>	

### In the last 12 months, what have been your sources of income?

Full-time employment	5
Non-cash benefits (WIC/SNAP/TANF)	9
Money from family	5
Part-time employment	9
No income	4
SSI/SSDI	0
Sex work	1
Pan handling	5
Other	3
Total	41
<i>*Individuals could select multiple answers*</i>	

### What is the highest level of school you have completed?

GED	7
HS Diploma	12
Some College	4
Less than ninth grade	4
Training/Technical School	0
College graduate	0
Master's degree or higher	0
Total	27
<i>*Individuals could select multiple answers*</i>	

## Veteran Questions

### Under what tours of duty have you served?

Afghanistan	0
Vietnam	1
Other	0
Kuwait	0
Iraq	2
Korea	0
Total	3
<i>*Individuals could select multiple answers*</i>	

### What is the length of service in years?

Less than one year	1
1-4 years	3
5-9 years	0
More than 10 years	0
Total	4



## Experience with Homelessness

### Where are you sleeping tonight?

Abandoned Building	7
Bus, train station, airport	0
Other	4
Outdoor Encampment	0
Park	1
Street or sidewalk	2
Under bridge/overpass	0
Vehicle	4
Total	18

### Is this the first time you've been homeless?

Yes	15
No	15
Don't Know	0
Refused	0
Total	30

### How old were you when you first became homeless?

Under 5	0
5-12 years old	0
13-17 years old	4
18-24 years old	6
25-34 years old	1
35-44 years old	2
45-54 years old	1
55-61 years old	0
62+	1
Total	15

### How many months did you stay in shelter or on the streets over the past 3 years?

0 to 3 months	3
4 to 6 months	2
7 to 11 months	0
1 to 2 years	6
3 years or more	4
Total	15

**How many separate times have you stayed in sheltered or on the streets in the past 3 years?**

Fewer than 4	7
4 or more times	7
Don't Know	1
Refused	0
Total	15

**How many months have you been homeless this time?**

0 to 3 months	10
4 to 6 months	6
7 to 11 months	1
1 to 2 years	6
3 years or more	7
Total	30

**Which of the following reasons do you feel caused your homelessness?**

Addiction	10
Aged out of foster care	4
Criminal history	7
Divorce/Separation	7
Domestic Violence	5
Evicted/History of broken lease	7
Family/personal issues	12
Lack of assistance/resources	16
Moved to seek work	4
Natural Disaster	0
Other	0
Physical/mental disabilities	9
Sexual Orientation	0
Unable to pay rent/mortgage	16
Unemployment	20
Total <i>*Individuals could select multiple answers*</i>	117

**Are you homeless as a result of a Hurricane or Tropical Storm?**

Yes (Hurricane Harvey)	0
Yes (Other Storm/Hurricane/Natural Disaster)	0
Yes (Tropical Storm Imelda)	0
No	17
Don't Know	0
Refused	0
Total	17

**Did you become homeless in the same city you are currently living in?**

Yes	15
No	13
Don't Know/Refused	22
Total	50

**What state were you living in when you became homeless this time?**

Texas	27
Other State	1
Other Country	0
Don't Know/Refused	22
Total	50

## Veteran Households

### Veteran Households with at Least One Adult and One Child

#### Household and Person Breakdown

Total Number of Households	0
Total Number of Persons	0
Total Number of Veterans	0

#### Gender

Female	0
Male	0
Transgender	0
Gender Non-conforming	0

#### Ethnicity

Non-Hispanic/Non-Latino	0
Hispanic/Latino	0

#### Race

White	0
Black or African-American	0
Asian	0
American Indian or Alaska Native	0
Native Hawaiian or Other Pacific Islander	0
Multiple	0

#### Chronically Homeless

Total Number of Households	0
Total Number of Persons	0

Race

Gender

■ White   
 ■ Black or African American   
 ■ Asian   
 ■ American Indian  
■ Native Hawaiian   
 ■ Multiple

■ Female   
 ■ Male   
 ■ Transgender   
 ■ Gender Non-conforming

# Veteran Households without Children

## Household and Person Breakdown

Total Number of Households	4
Total Number of Persons	5
Total Number of Veterans	4

## Gender

Female	1
Male	3
Transgender	0
Gender Non-conforming	0

## Ethnicity

Non-Hispanic/Non-Latino	4
Hispanic/Latino	0

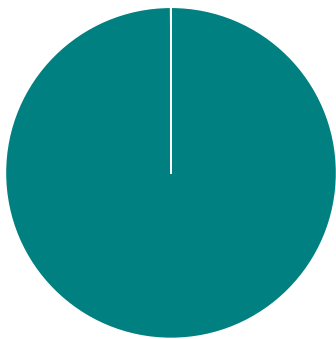
## Race

White	3
Black or African-American	0
Asian	0
American Indian or Alaska Native	0
Native Hawaiian or Other Pacific Islander	0
Multiple	0

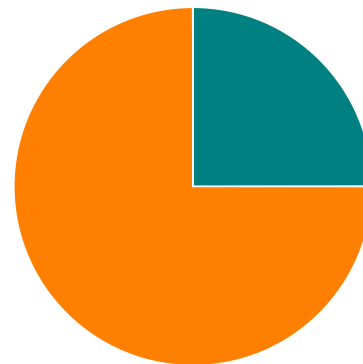
## Chronically Homeless

Total Number of Households	0
Total Number of Persons	0

Race



Gender



■ White
 ■ Black or African American
 ■ Asian
 ■ American Indian
 ■ Native Hawaiian
 ■ Multiple

■ Female
 ■ Male
 ■ Transgender
 ■ Gender Non-conforming

# Youth Households

## Unaccompanied Youth Households

### Household and Person Breakdown

Total Number of Unaccompanied Youth Households	3
Total Number of Unaccompanied Youth	3
Total Number of Unaccompanied Youth (under age 18)	0
Total Number of Unaccompanied Youth (18 to 24)	3

### Gender

Female	2
Male	1
Transgender	0
Gender Non-conforming	0

### Ethnicity

Non-Hispanic/Non-Latino	3
Hispanic/Latino	0

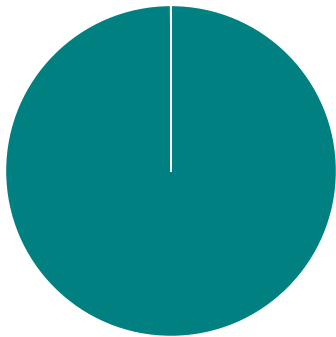
### Race

White	3
Black or African-American	0
Asian	0
American Indian or Alaska Native	0
Native Hawaiian or Other Pacific Islander	0
Multiple	0

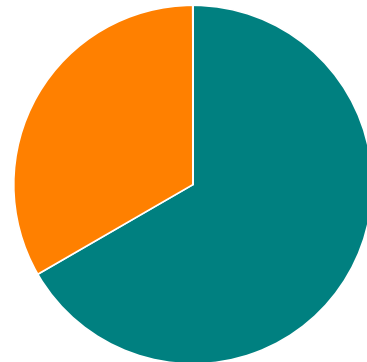
### Chronically Homeless

Total Number of Persons	1
-------------------------	---

Race



Gender



■ White   
 ■ Black or African American   
 ■ Asian   
 ■ American Indian  
■ Native Hawaiian   
 ■ Multiple

■ Female   
 ■ Male   
 ■ Transgender   
 ■ Gender Non-conforming

# Parenting Youth

## Household and Person Breakdown

Total Number of Parenting Youth Households	0
Total Number of Persons in Parenting Youth Households	0
Total Parenting Youth	0
Total Children in Parenting Youth Households	0
Number of Parenting Youth Under 18	0
Children in Households with Parenting Youth Under 18	0
Number of Parenting Youth 18 to 24	0
Children in Households with Parenting Youth 18 to 24	0

## Gender

Female	0
Male	0
Transgender	0
Gender Non-conforming	0

## Ethnicity

Non-Hispanic/Non-Latino	0
Hispanic/Latino	0

## Race

White	0
Black or African-American	0
Asian	0
American Indian or Alaska Native	0
Native Hawaiian or Other Pacific Islander	0
Multiple	0

## Chronically Homeless

Total Number of Households	0
Total Number of Persons	0

Race

Gender

■ White
 ■ Black or African American
 ■ Asian
 ■ American Indian
 ■ Native Hawaiian
 ■ Multiple

■ Female
 ■ Male
 ■ Transgender
 ■ Gender Non-conforming

## Additional Homeless Populations (Adults Only)

Serious Mental Illness	4
Substance Use Disorder	5
HIV/AIDS	0
Survivors of Domestic Violence (optional)	7

