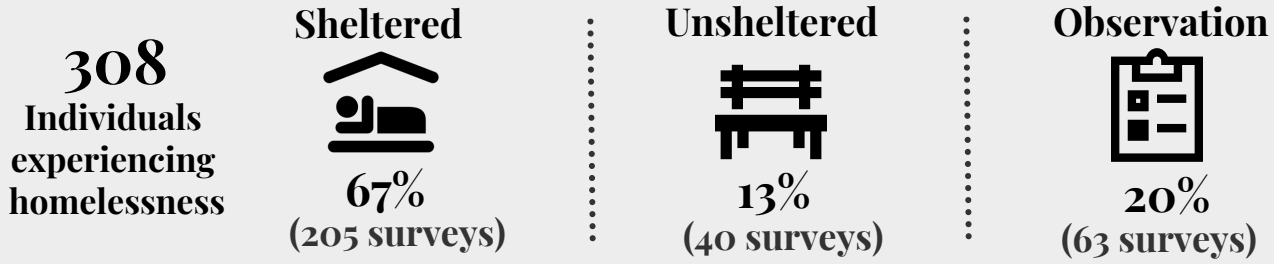


# 2020 Point-in-Time

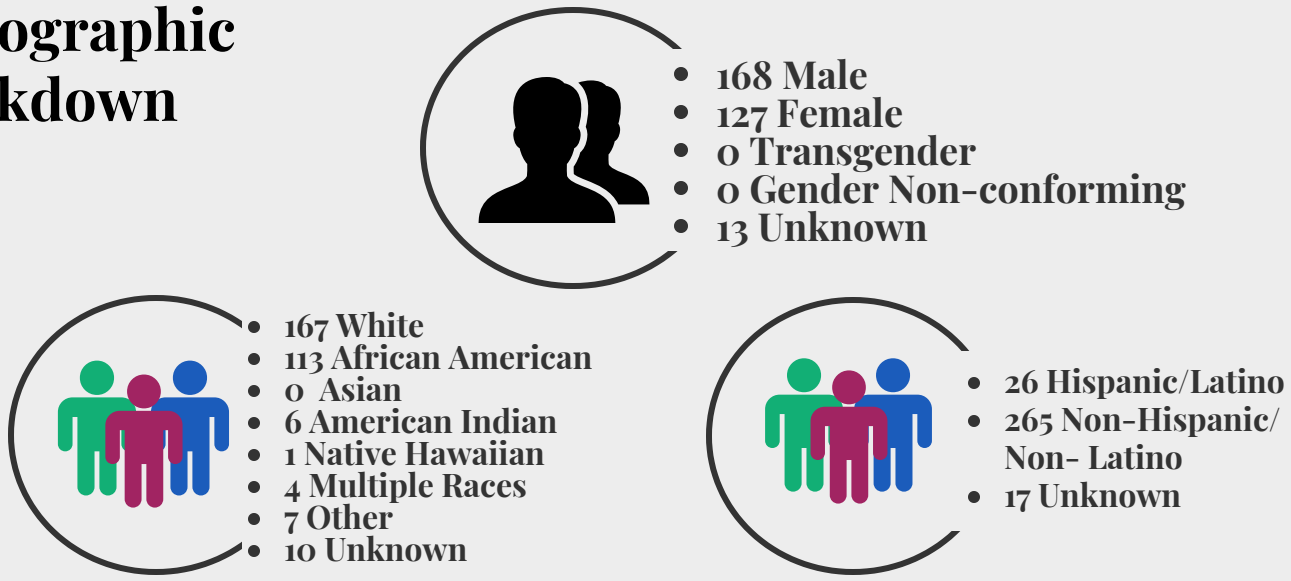
Northeast Texas (NET)  
Homeless Consortium

The Annual Point-in-Time Count (PIT) was conducted on January 23rd, 2020 to identify the needs of households residing in **Unsheltered locations** (such as cars, streets, parks, etc) as well as **Sheltered locations** (Emergency Shelter and Transitional Housing). The PIT Count aims to provide a snapshot of the individuals and families experiencing homelessness in a geographical area, over the course of one night.

*\*Responses are self-reported and/or observations and may not be representative of the entire homeless population\**



## Demographic Breakdown

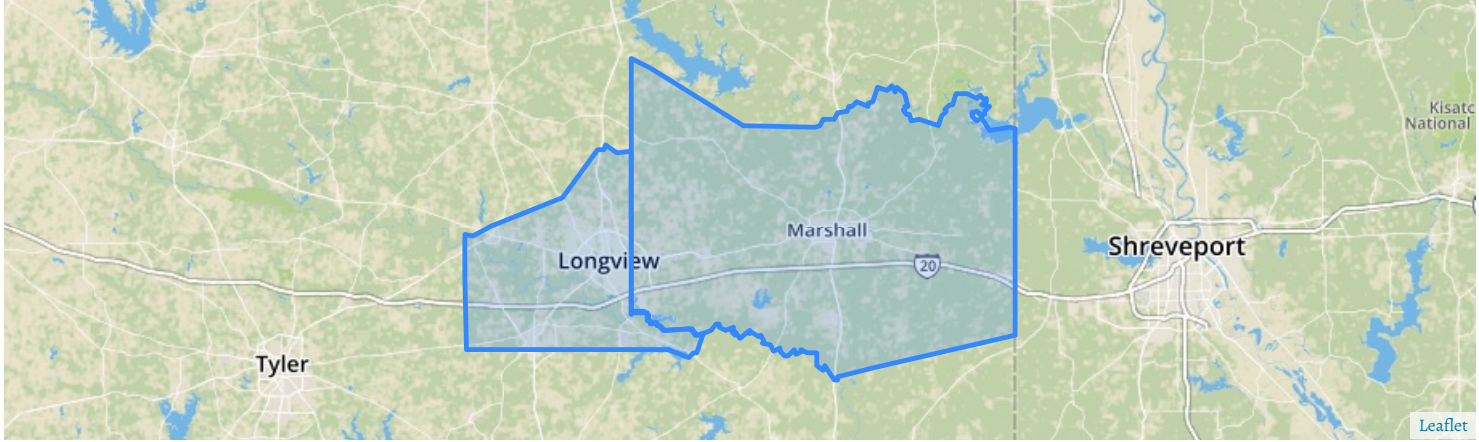


## Population Details

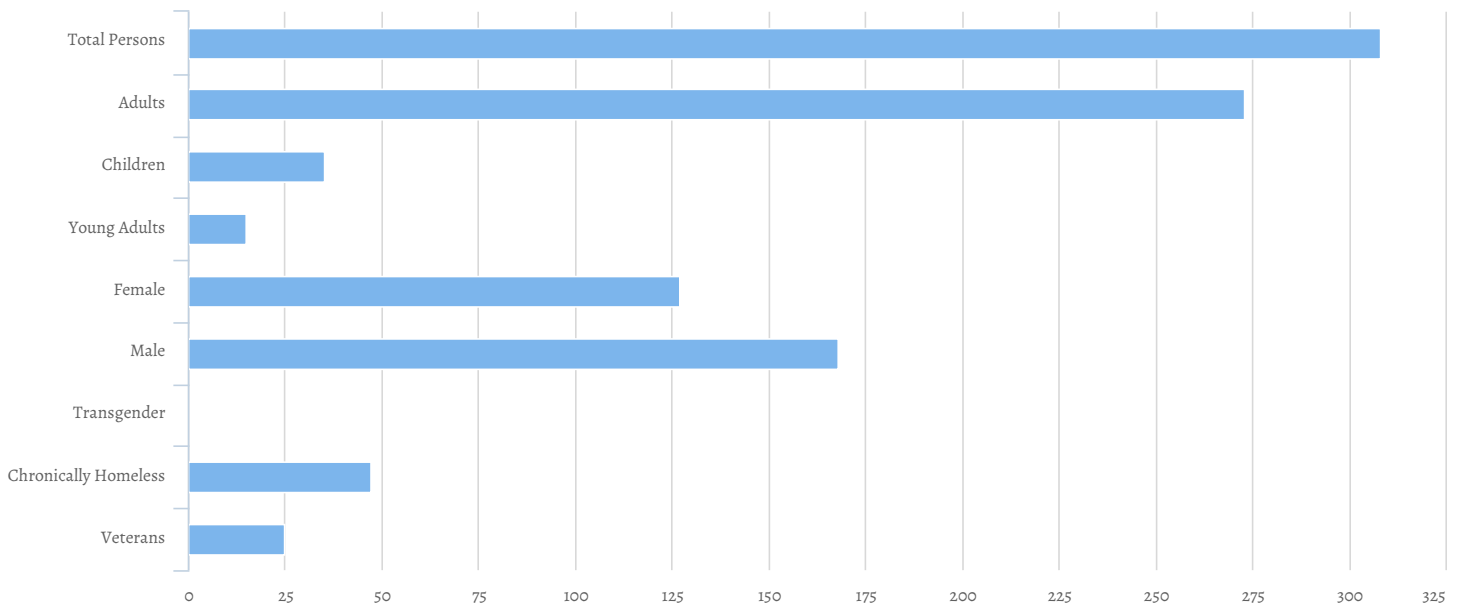


Count:	Texas Balance of the State 2020 PIT	Geography:	Gregg, Harrison
Created by:	Henderson,Kyra	Created on:	02/25/2020 5:41 PM

**Summary**

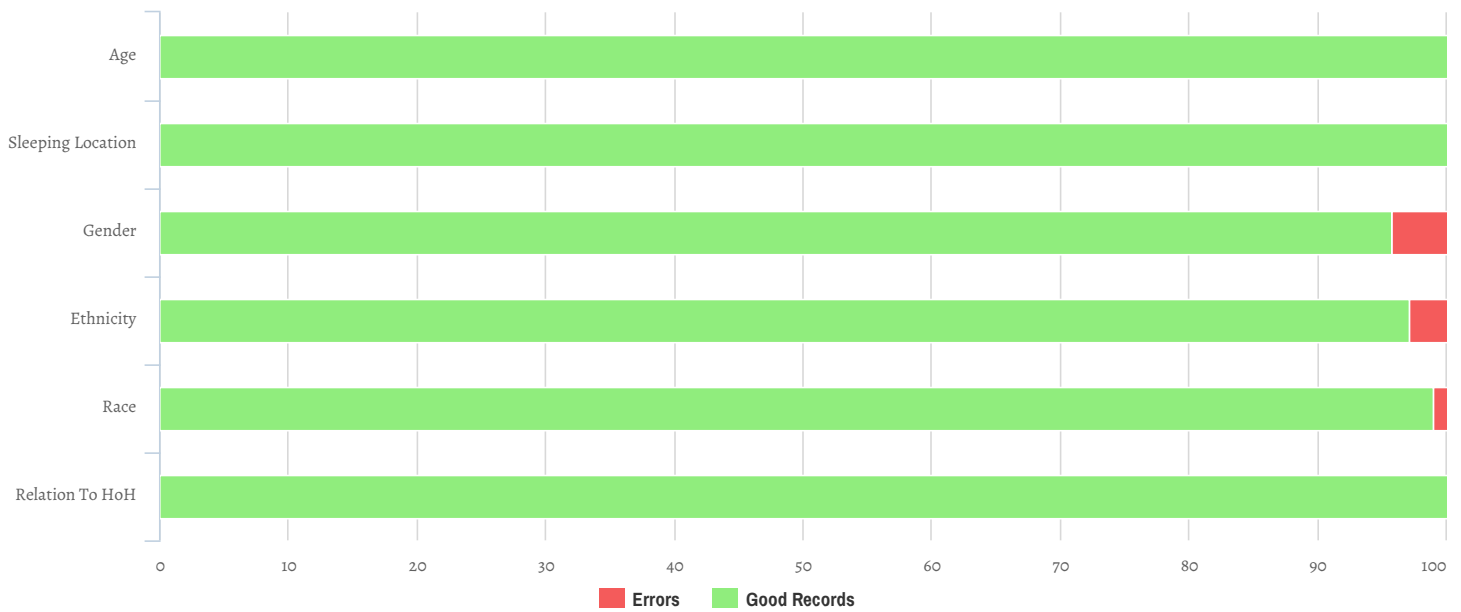


Total Persons	308
Adults (18+)	273
Children (Under 18)	35
Unknown Age	0
Unknown Age - Believe to be Adult	0
Unknown Age - Believe to be Child	0
Young Adults (18-24)	15
Female	127
Male	168
Transgender	0
Chronically Homeless	47
Veterans	25



### Data Quality Checks

Persons Missing Age Information	0
Persons Missing Sleeping Location	0
Persons Missing Gender	13
Persons Missing Ethnicity	9
Persons Missing Race	3
Persons Missing Relation to HoH	0



# All Households

## Households with at Least one Adult and One Child

### Household and Person Breakdown

Total Number of Households	14
Total Number of Persons	48
Number of Children (Under 18)	34
Number of Young Adults (18-24)	3
Number of Adults (25+)	11

### Gender

Female	27
Male	20
Transgender	0
Gender Non-conforming	0

### Ethnicity

Non-Hispanic/Non-Latino	43
Hispanic/Latino	4

### Race

White	24
Black or African-American	24
Asian	0
American Indian or Alaska Native	0
Native Hawaiian or Other Pacific Islander	0
Multiple	0

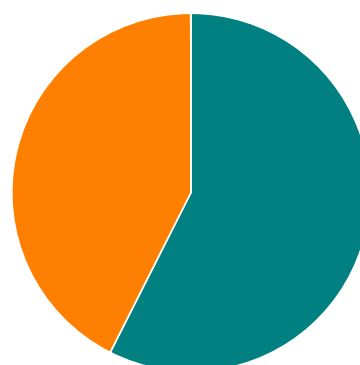
### Chronically Homeless

Total Number of Households	2
Total Number of Persons	6

Race



Gender



■ White   
 ■ Black or African American   
 ■ Asian   
 ■ American Indian  
■ Native Hawaiian   
 ■ Multiple

■ Female   
 ■ Male   
 ■ Transgender   
 ■ Gender Non-conforming

# Households without Children

## Household and Person Breakdown

Total Number of Households	257
Total Number of Persons	259
Number of Young Adults (18-24)	12
Number of Adults (25+)	247

## Gender

Female	100
Male	147
Transgender	0
Gender Non-conforming	0

## Ethnicity

Non-Hispanic/Non-Latino	221
Hispanic/Latino	22

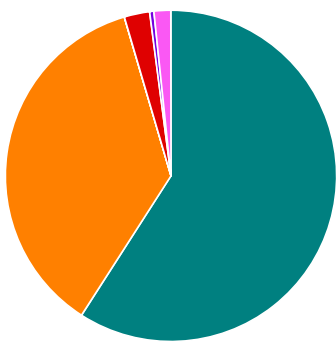
## Race

White	143
Black or African-American	88
Asian	0
American Indian or Alaska Native	6
Native Hawaiian or Other Pacific Islander	1
Multiple	4

## Chronically Homeless

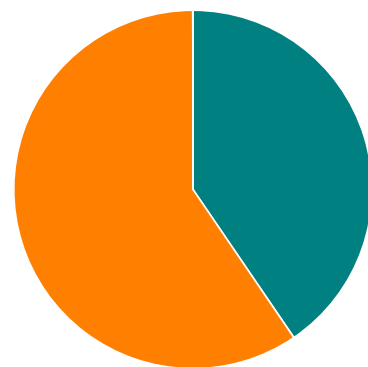
Total Number of Persons	41
-------------------------	----

Race



■ White   
 ■ Black or African American   
 ■ Asian   
 ■ American Indian  
■ Native Hawaiian   
 ■ Multiple

Gender



■ Female   
 ■ Male   
 ■ Transgender   
 ■ Gender Non-conforming

# Households with Only Children

## Household and Person Breakdown

Total Number of Households	1
Total Number of Children	1

## Gender

Female	0
Male	1
Transgender	0
Gender Non-conforming	0

## Ethnicity

Non-Hispanic/Non-Latino	1
Hispanic/Latino	0

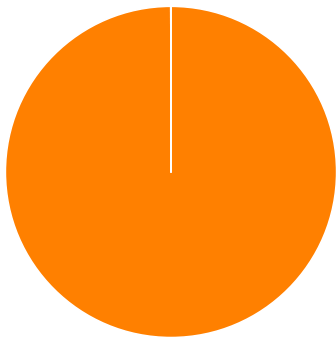
## Race

White	0
Black or African-American	1
Asian	0
American Indian or Alaska Native	0
Native Hawaiian or Other Pacific Islander	0
Multiple	0

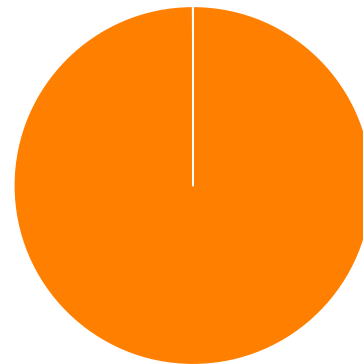
## Chronically Homeless

Total Number of Persons	0
-------------------------	---

Race



Gender



■ White   
 ■ Black or African American   
 ■ Asian   
 ■ American Indian  
■ Native Hawaiian   
 ■ Multiple

■ Female   
 ■ Male   
 ■ Transgender   
 ■ Gender Non-conforming

## Personal Information

### Do you identify as lesbian, gay, bisexual, transgender, and/or queer (LGBTQ+)?

Yes	7
No	192
Don't Know	0
Refused	0
Total	199

### Do you receive any disability benefits such as:

SSI/SSDI	60
Veterans Disability Benefits	5
None	130
Don't Know/Refused	1
Total	196

### Have you ever been involved in any of the following institutions?

Child Protective Services	27
Criminal justice system	56
Drug treatment	34
Foster care	16
Long-term hospitalization	14
Mental health treatment	43
None of the above	72
Total	262
<i>*Individuals could select multiple answers*</i>	

### In the last 12 months, what have been your sources of income?

Full-time employment	48
Non-cash benefits (WIC/SNAP/TANF)	19
Money from family	15
Part-time employment	25
No income	38
SSI/SSDI	55
Sex work	1
Pan handling	7
Other	18
Total	226
<i>*Individuals could select multiple answers*</i>	

### What is the highest level of school you have completed?

GED	31
HS Diploma	78
Some College	49
Less than ninth grade	32
Training/Technical School	12
College graduate	11
Master's degree or higher	3
Total	216
<i>*Individuals could select multiple answers*</i>	

## Veteran Questions

### Under what tours of duty have you served?

Afghanistan	3
Vietnam	5
Other	9
Kuwait	1
Iraq	6
Korea	0
Total	24
<i>*Individuals could select multiple answers*</i>	

### What is the length of service in years?

Less than one year	1
1-4 years	12
5-9 years	8
More than 10 years	3
Total	24



## Experience with Homelessness

### Where are you sleeping tonight?

Abandoned Building	4
Bus, train station, airport	0
Other	9
Outdoor Encampment	7
Park	1
Street or sidewalk	12
Under bridge/overpass	1
Vehicle	6
Total	40

### Is this the first time you've been homeless?

Yes	111
No	94
Don't Know	1
Refused	0
Total	206

### How old were you when you first became homeless?

Under 5	0
5-12 years old	5
13-17 years old	11
18-24 years old	18
25-34 years old	9
35-44 years old	27
45-54 years old	10
55-61 years old	7
62+	6
Total	93

### How many months did you stay in shelter or on the streets over the past 3 years?

0 to 3 months	26
4 to 6 months	16
7 to 11 months	11
1 to 2 years	24
3 years or more	10
Total	87

**How many separate times have you stayed in sheltered or on the streets in the past 3 years?**

Fewer than 4	54
4 or more times	27
Don't Know	3
Refused	0
Total	84

**How many months have you been homeless this time?**

0 to 3 months	81
4 to 6 months	32
7 to 11 months	21
1 to 2 years	43
3 years or more	24
Total	201

**Which of the following reasons do you feel caused your homelessness?**

Addiction	42
Aged out of foster care	3
Criminal history	26
Divorce/Separation	31
Domestic Violence	39
Evicted/History of broken lease	18
Family/personal issues	52
Lack of assistance/resources	44
Moved to seek work	21
Natural Disaster	4
Other	27
Physical/mental disabilities	42
Sexual Orientation	1
Unable to pay rent/mortgage	42
Unemployment	70
Total	462
<i>*Individuals could select multiple answers*</i>	

**Are you homeless as a result of a Hurricane or Tropical Storm?**

Yes (Hurricane Harvey)	0
Yes (Other Storm/Hurricane/Natural Disaster)	0
Yes (Tropical Storm Imelda)	0
No	33
Don't Know	0
Refused	0
Total	33

**Did you become homeless in the same city you are currently living in?**

Yes	92
No	99
Don't Know/Refused	117
Total	308

**What state were you living in when you became homeless this time?**

Texas	179
Other State	13
Other Country	0
Don't Know/Refused	116
Total	308

# Veteran Households

## Veteran Households with at Least One Adult and One Child

### Household and Person Breakdown

Total Number of Households	1
Total Number of Persons	3
Total Number of Veterans	1

### Gender

Female	1
Male	0
Transgender	0
Gender Non-conforming	0

### Ethnicity

Non-Hispanic/Non-Latino	1
Hispanic/Latino	0

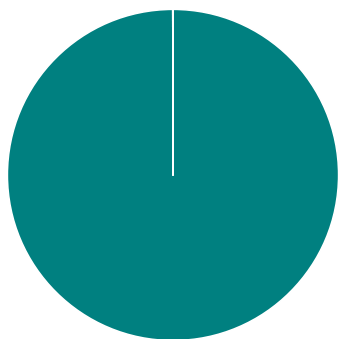
### Race

White	1
Black or African-American	0
Asian	0
American Indian or Alaska Native	0
Native Hawaiian or Other Pacific Islander	0
Multiple	0

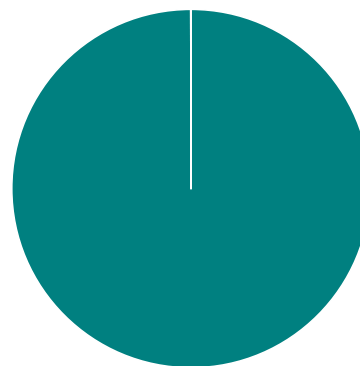
### Chronically Homeless

Total Number of Households	1
Total Number of Persons	3

Race



Gender



■ White 
 ■ Black or African American 
 ■ Asian 
 ■ American Indian 
 ■ Native Hawaiian 
 ■ Multiple

■ Female 
 ■ Male 
 ■ Transgender 
 ■ Gender Non-conforming

# Veteran Households without Children

## Household and Person Breakdown

Total Number of Households	24
Total Number of Persons	24
Total Number of Veterans	24

## Gender

Female	2
Male	22
Transgender	0
Gender Non-conforming	0

## Ethnicity

Non-Hispanic/Non-Latino	21
Hispanic/Latino	3

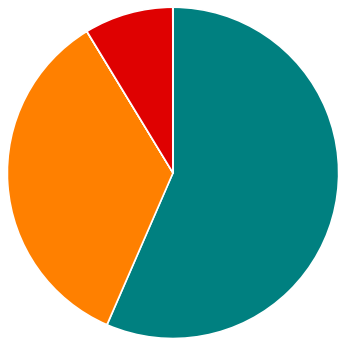
## Race

White	13
Black or African-American	8
Asian	0
American Indian or Alaska Native	2
Native Hawaiian or Other Pacific Islander	0
Multiple	0

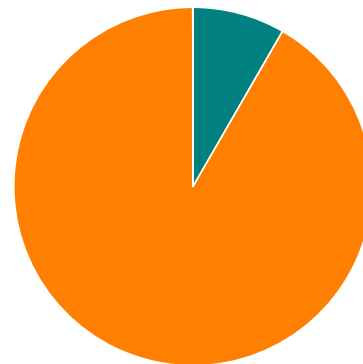
## Chronically Homeless

Total Number of Households	7
Total Number of Persons	7

Race



Gender



■ White   
 ■ Black or African American   
 ■ Asian   
 ■ American Indian  
■ Native Hawaiian   
 ■ Multiple

■ Female   
 ■ Male   
 ■ Transgender   
 ■ Gender Non-conforming

# Youth Households

## Unaccompanied Youth Households

### Household and Person Breakdown

Total Number of Unaccompanied Youth Households	11
Total Number of Unaccompanied Youth	11
Total Number of Unaccompanied Youth (under age 18)	1
Total Number of Unaccompanied Youth (18 to 24)	10

### Gender

Female	4
Male	4
Transgender	0
Gender Non-conforming	0

### Ethnicity

Non-Hispanic/Non-Latino	9
Hispanic/Latino	2

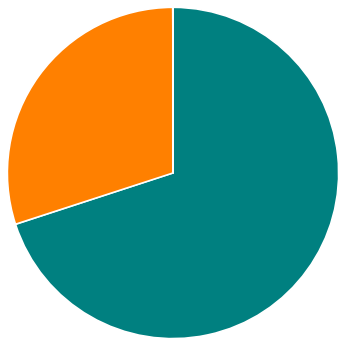
### Race

White	7
Black or African-American	3
Asian	0
American Indian or Alaska Native	0
Native Hawaiian or Other Pacific Islander	0
Multiple	0

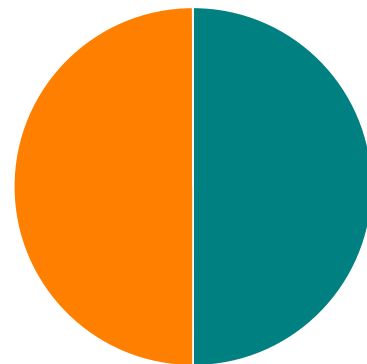
### Chronically Homeless

Total Number of Persons	0
-------------------------	---

Race



Gender



■ White   
 ■ Black or African American   
 ■ Asian   
 ■ American Indian  
■ Native Hawaiian   
 ■ Multiple

■ Female   
 ■ Male   
 ■ Transgender   
 ■ Gender Non-conforming

# Parenting Youth

## Household and Person Breakdown

Total Number of Parenting Youth Households	3
Total Number of Persons in Parenting Youth Households	7
Total Parenting Youth	3
Total Children in Parenting Youth Households	4
Number of Parenting Youth Under 18	0
Children in Households with Parenting Youth Under 18	0
Number of Parenting Youth 18 to 24	3
Children in Households with Parenting Youth 18 to 24	4

## Gender

Female	3
Male	0
Transgender	0
Gender Non-conforming	0

## Ethnicity

Non-Hispanic/Non-Latino	3
Hispanic/Latino	0

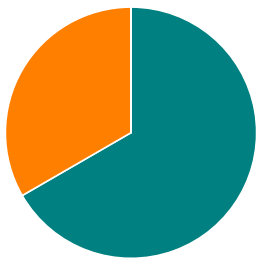
## Race

White	2
Black or African-American	1
Asian	0
American Indian or Alaska Native	0
Native Hawaiian or Other Pacific Islander	0
Multiple	0

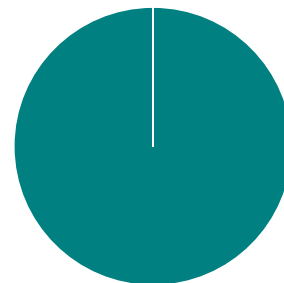
## Chronically Homeless

Total Number of Households	0
Total Number of Persons	0

Race



Gender



■ White
 ■ Black or African American
 ■ Asian
 ■ American Indian
 ■ Native Hawaiian
 ■ Multiple

■ Female
 ■ Male
 ■ Transgender
 ■ Gender Non-conforming

## Additional Homeless Populations (Adults Only)

Serious Mental Illness	47
Substance Use Disorder	26
HIV/AIDS	6
Survivors of Domestic Violence (optional)	47

