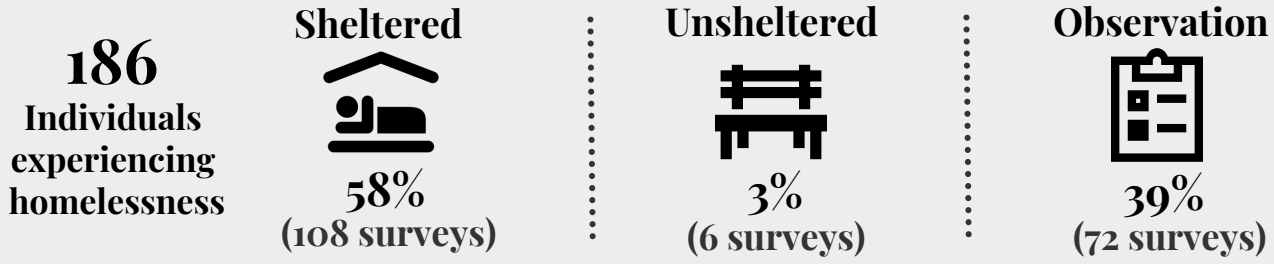


2020 Point-in-Time

Rural Homeless Network

The Annual Point-in-Time Count (PIT) was conducted on January 23rd, 2020 to identify the needs of households residing in **Unsheltered locations** (such as cars, streets, parks, etc) as well as **Sheltered locations** (Emergency Shelter and Transitional Housing). The PIT Count aims to provide a snapshot of the individuals and families experiencing homelessness in a geographical area, over the course of one night.

Responses are self-reported and/or observations and may not be representative of the entire homeless population



Demographic Breakdown



- 84 Male
- 100 Female
- 0 Transgender
- 0 Gender Non-conforming
- 2 Unknown



- 72 White
- 74 African American
- 3 Asian
- 0 American Indian
- 0 Native Hawaiian
- 5 Multiple Races
- 30 Other
- 2 Unknown



- 24 Hispanic/Latino
- 162 Non-Hispanic/Non-Latino
- 0 Unknown

Population Details



30 Households With Children



97 Households Without Children



56 Children (under the age of 18)



13 Unaccompanied Youth Households



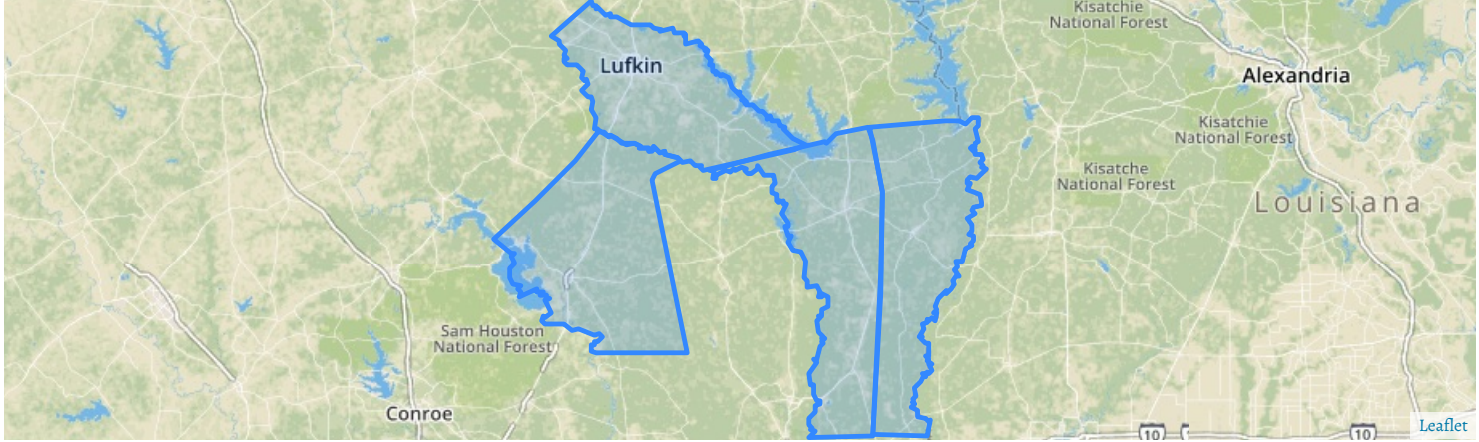
1 Chronically Homeless



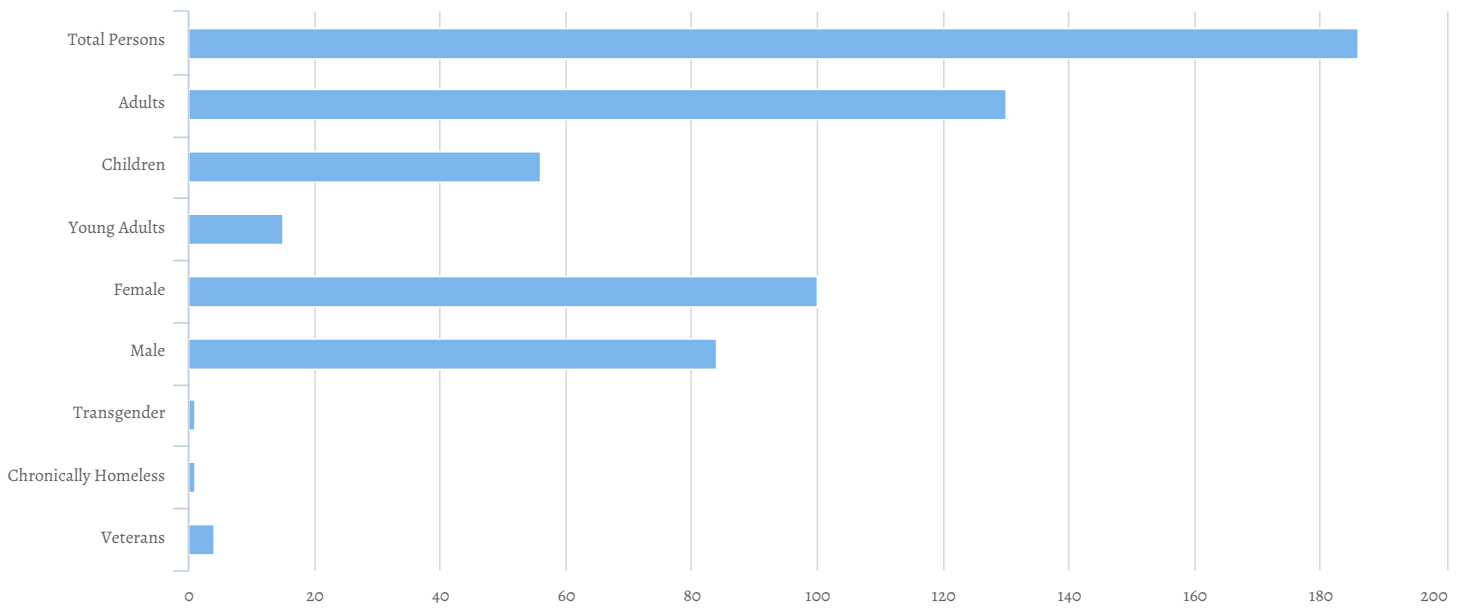
4 Veterans

Count:	Texas Balance of the State 2020 PIT	Geography:	Angelina, Jasper, Newton, Polk
Created by:	Henderson,Kyra	Created on:	02/25/2020 5:44 PM

Summary

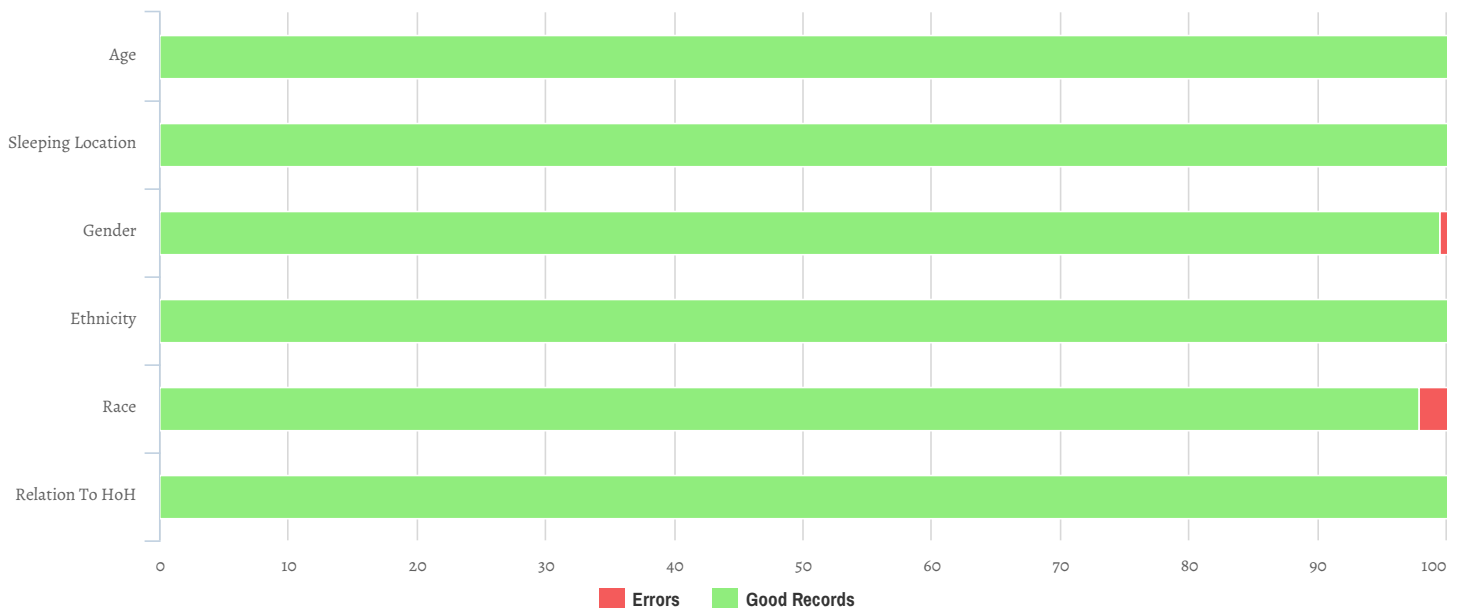


Total Persons	186
Adults (18+)	130
Children (Under 18)	56
Unknown Age	0
Unknown Age - Believe to be Adult	0
Unknown Age - Believe to be Child	0
Young Adults (18-24)	15
Female	100
Male	84
Transgender	1
Chronically Homeless	1
Veterans	4



Data Quality Checks

Persons Missing Age Information	0
Persons Missing Sleeping Location	0
Persons Missing Gender	1
Persons Missing Ethnicity	0
Persons Missing Race	4
Persons Missing Relation to HoH	0



All Households

Households with at Least one Adult and One Child

Household and Person Breakdown

Total Number of Households	30
Total Number of Persons	86
Number of Children (Under 18)	56
Number of Young Adults (18-24)	2
Number of Adults (25+)	28

Gender

Female	49
Male	36
Transgender	0
Gender Non-conforming	0

Ethnicity

Non-Hispanic/Non-Latino	63
Hispanic/Latino	23

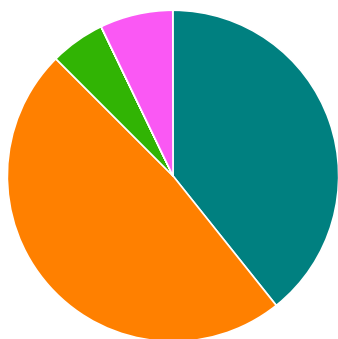
Race

White	22
Black or African-American	27
Asian	3
American Indian or Alaska Native	0
Native Hawaiian or Other Pacific Islander	0
Multiple	4

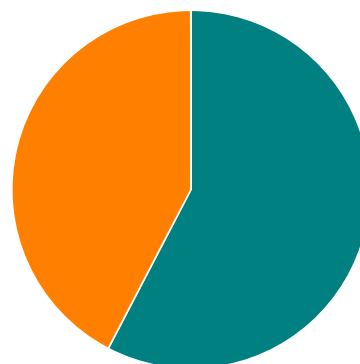
Chronically Homeless

Total Number of Households	0
Total Number of Persons	0

Race



Gender



■ White
 ■ Black or African American
 ■ Asian
 ■ American Indian
 ■ Native Hawaiian
 ■ Multiple

■ Female
 ■ Male
 ■ Transgender
 ■ Gender Non-conforming

Households without Children

Household and Person Breakdown

Total Number of Households	97
Total Number of Persons	100
Number of Young Adults (18-24)	13
Number of Adults (25+)	87

Gender

Female	51
Male	48
Transgender	1
Gender Non-conforming	0

Ethnicity

Non-Hispanic/Non-Latino	99
Hispanic/Latino	1

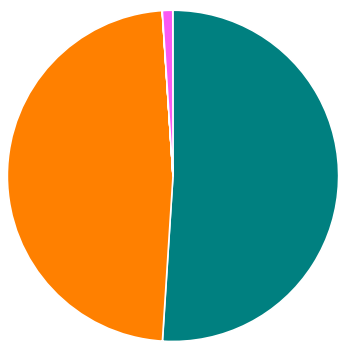
Race

White	50
Black or African-American	47
Asian	0
American Indian or Alaska Native	0
Native Hawaiian or Other Pacific Islander	0
Multiple	1

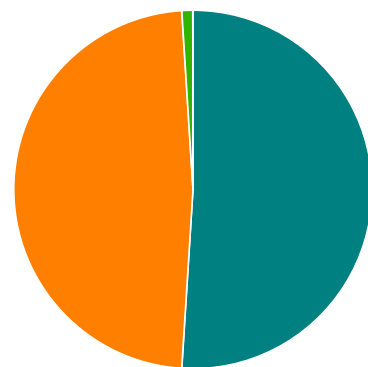
Chronically Homeless

Total Number of Persons	1
-------------------------	---

Race



Gender



■ White
 ■ Black or African American
 ■ Asian
 ■ American Indian
 ■ Native Hawaiian
 ■ Multiple

■ Female
 ■ Male
 ■ Transgender
 ■ Gender Non-conforming

Households with Only Children

Household and Person Breakdown

Total Number of Households	0
Total Number of Children	0

Gender

Female	0
Male	0
Transgender	0
Gender Non-conforming	0

Ethnicity

Non-Hispanic/Non-Latino	0
Hispanic/Latino	0

Race

White	0
Black or African-American	0
Asian	0
American Indian or Alaska Native	0
Native Hawaiian or Other Pacific Islander	0
Multiple	0

Chronically Homeless

Total Number of Persons	0
-------------------------	---

Race

Gender

■ White
 ■ Black or African American
 ■ Asian
 ■ American Indian
■ Native Hawaiian
 ■ Multiple

■ Female
 ■ Male
 ■ Transgender
 ■ Gender Non-conforming

Personal Information

Do you identify as lesbian, gay, bisexual, transgender, and/or queer (LGBTQ+)?

Yes	1
No	54
Don't Know	0
Refused	0
Total	55

Do you receive any disability benefits such as:

SSI/SSDI	2
Veterans Disability Benefits	3
None	40
Don't Know/Refused	4
Total	49

Have you ever been involved in any of the following institutions?

Child Protective Services	8
Criminal justice system	3
Drug treatment	4
Foster care	0
Long-term hospitalization	0
Mental health treatment	2
None of the above	40
Total	57
<i>*Individuals could select multiple answers*</i>	

In the last 12 months, what have been your sources of income?

Full-time employment	20
Non-cash benefits (WIC/SNAP/TANF)	19
Money from family	1
Part-time employment	10
No income	8
SSI/SSDI	2
Sex work	0
Pan handling	1
Other	2
Total	63
<i>*Individuals could select multiple answers*</i>	

What is the highest level of school you have completed?

GED	7
HS Diploma	30
Some College	6
Less than ninth grade	3
Training/Technical School	2
College graduate	0
Master's degree or higher	0
Total	48
<i>*Individuals could select multiple answers*</i>	

Veteran Questions

Under what tours of duty have you served?

Afghanistan	2
Vietnam	1
Other	0
Kuwait	0
Iraq	0
Korea	0
Total	3
<i>*Individuals could select multiple answers*</i>	

What is the length of service in years?

Less than one year	0
1-4 years	2
5-9 years	2
More than 10 years	0
Total	4

Experience with Homelessness

Where are you sleeping tonight?

Abandoned Building	0
Bus, train station, airport	0
Other	5
Outdoor Encampment	0
Park	1
Street or sidewalk	0
Under bridge/overpass	0
Vehicle	0
Total	6

Is this the first time you've been homeless?

Yes	47
No	7
Don't Know	0
Refused	0
Total	54

How old were you when you first became homeless?

Under 5	0
5-12 years old	0
13-17 years old	0
18-24 years old	2
25-34 years old	1
35-44 years old	1
45-54 years old	2
55-61 years old	0
62+	0
Total	6

How many months did you stay in shelter or on the streets over the past 3 years?

0 to 3 months	2
4 to 6 months	2
7 to 11 months	0
1 to 2 years	0
3 years or more	1
Total	5

How many separate times have you stayed in sheltered or on the streets in the past 3 years?

Fewer than 4	2
4 or more times	1
Don't Know	0
Refused	2
Total	5

How many months have you been homeless this time?

0 to 3 months	36
4 to 6 months	5
7 to 11 months	4
1 to 2 years	4
3 years or more	2
Total	51

Which of the following reasons do you feel caused your homelessness?

Addiction	8
Aged out of foster care	0
Criminal history	2
Divorce/Separation	15
Domestic Violence	42
Evicted/History of broken lease	1
Family/personal issues	8
Lack of assistance/resources	0
Moved to seek work	0
Natural Disaster	1
Other	1
Physical/mental disabilities	2
Sexual Orientation	0
Unable to pay rent/mortgage	0
Unemployment	0
Total <i>*Individuals could select multiple answers*</i>	80

Are you homeless as a result of a Hurricane or Tropical Storm?

Yes (Hurricane Harvey)	0
Yes (Other Storm/Hurricane/Natural Disaster)	0
Yes (Tropical Storm Imelda)	0
No	0
Don't Know	0
Refused	0
Total	0

Did you become homeless in the same city you are currently living in?

Yes	4
No	4
Don't Know/Refused	178
Total	186

What state were you living in when you became homeless this time?

Texas	23
Other State	0
Other Country	0
Don't Know/Refused	163
Total	186

Veteran Households

Veteran Households with at Least One Adult and One Child

Household and Person Breakdown

Total Number of Households	1
Total Number of Persons	3
Total Number of Veterans	1

Gender

Female	1
Male	0
Transgender	0
Gender Non-conforming	0

Ethnicity

Non-Hispanic/Non-Latino	1
Hispanic/Latino	0

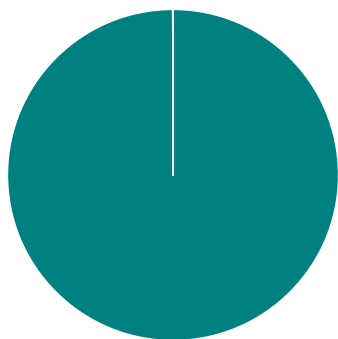
Race

White	1
Black or African-American	0
Asian	0
American Indian or Alaska Native	0
Native Hawaiian or Other Pacific Islander	0
Multiple	0

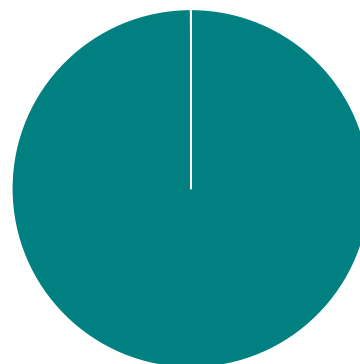
Chronically Homeless

Total Number of Households	0
Total Number of Persons	0

Race



Gender



■ White
 ■ Black or African American
 ■ Asian
 ■ American Indian
■ Native Hawaiian
 ■ Multiple

■ Female
 ■ Male
 ■ Transgender
 ■ Gender Non-conforming

Veteran Households without Children

Household and Person Breakdown

Total Number of Households	3
Total Number of Persons	3
Total Number of Veterans	3

Gender

Female	1
Male	2
Transgender	0
Gender Non-conforming	0

Ethnicity

Non-Hispanic/Non-Latino	3
Hispanic/Latino	0

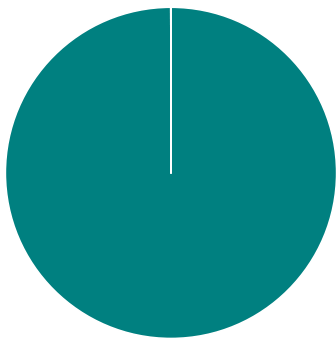
Race

White	3
Black or African-American	0
Asian	0
American Indian or Alaska Native	0
Native Hawaiian or Other Pacific Islander	0
Multiple	0

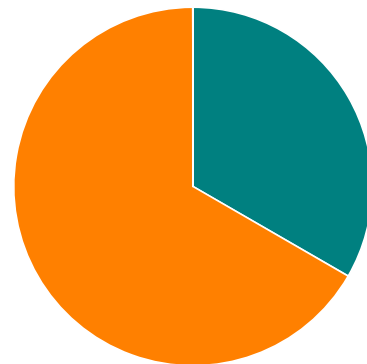
Chronically Homeless

Total Number of Households	1
Total Number of Persons	1

Race



Gender



■ White
 ■ Black or African American
 ■ Asian
 ■ American Indian
■ Native Hawaiian
 ■ Multiple

■ Female
 ■ Male
 ■ Transgender
 ■ Gender Non-conforming

Youth Households

Unaccompanied Youth Households

Household and Person Breakdown

Total Number of Unaccompanied Youth Households	13
Total Number of Unaccompanied Youth	13
Total Number of Unaccompanied Youth (under age 18)	0
Total Number of Unaccompanied Youth (18 to 24)	13

Gender

Female	5
Male	8
Transgender	0
Gender Non-conforming	0

Ethnicity

Non-Hispanic/Non-Latino	13
Hispanic/Latino	0

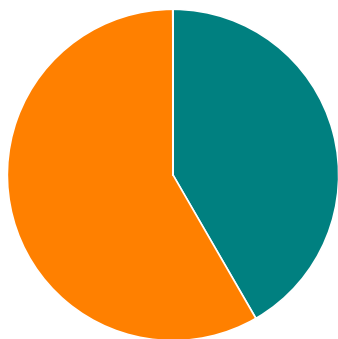
Race

White	5
Black or African-American	7
Asian	0
American Indian or Alaska Native	0
Native Hawaiian or Other Pacific Islander	0
Multiple	0

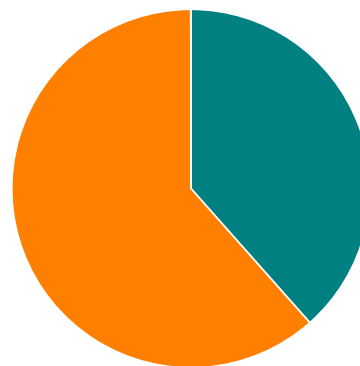
Chronically Homeless

Total Number of Persons	0
-------------------------	---

Race



Gender



■ White
 ■ Black or African American
 ■ Asian
 ■ American Indian
■ Native Hawaiian
 ■ Multiple

■ Female
 ■ Male
 ■ Transgender
 ■ Gender Non-conforming

Parenting Youth

Household and Person Breakdown

Total Number of Parenting Youth Households	2
Total Number of Persons in Parenting Youth Households	4
Total Parenting Youth	2
Total Children in Parenting Youth Households	2
Number of Parenting Youth Under 18	0
Children in Households with Parenting Youth Under 18	0
Number of Parenting Youth 18 to 24	2
Children in Households with Parenting Youth 18 to 24	2

Gender

Female	2
Male	0
Transgender	0
Gender Non-conforming	0

Ethnicity

Non-Hispanic/Non-Latino	2
Hispanic/Latino	0

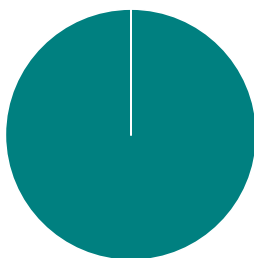
Race

White	1
Black or African-American	0
Asian	0
American Indian or Alaska Native	0
Native Hawaiian or Other Pacific Islander	0
Multiple	0

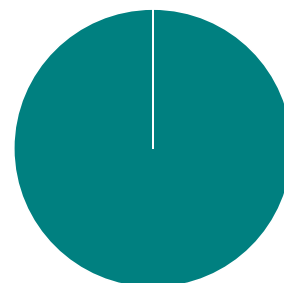
Chronically Homeless

Total Number of Households	0
Total Number of Persons	0

Race



Gender



■ White
 ■ Black or African American
 ■ Asian
 ■ American Indian
 ■ Native Hawaiian
 ■ Multiple

■ Female
 ■ Male
 ■ Transgender
 ■ Gender Non-conforming

Additional Homeless Populations (Adults Only)

Serious Mental Illness	2
Substance Use Disorder	2
HIV/AIDS	0
Survivors of Domestic Violence (optional)	42

