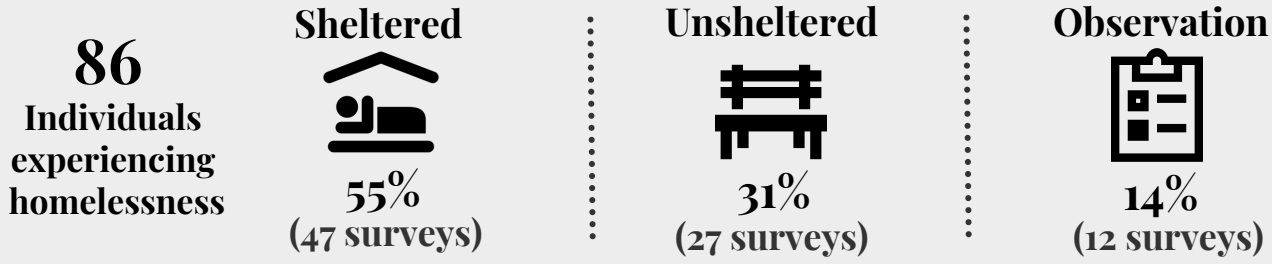


2020 Point-in-Time

Texarkana Homeless
Coalition

The Annual Point-in-Time Count (PIT) was conducted on January 23rd, 2020 to identify the needs of households residing in **Unsheltered locations** (such as cars, streets, parks, etc) as well as **Sheltered locations** (Emergency Shelter and Transitional Housing). The PIT Count aims to provide a snapshot of the individuals and families experiencing homelessness in a geographical area, over the course of one night.

Responses are self-reported and/or observations and may not be representative of the entire homeless population



Demographic Breakdown



Population Details

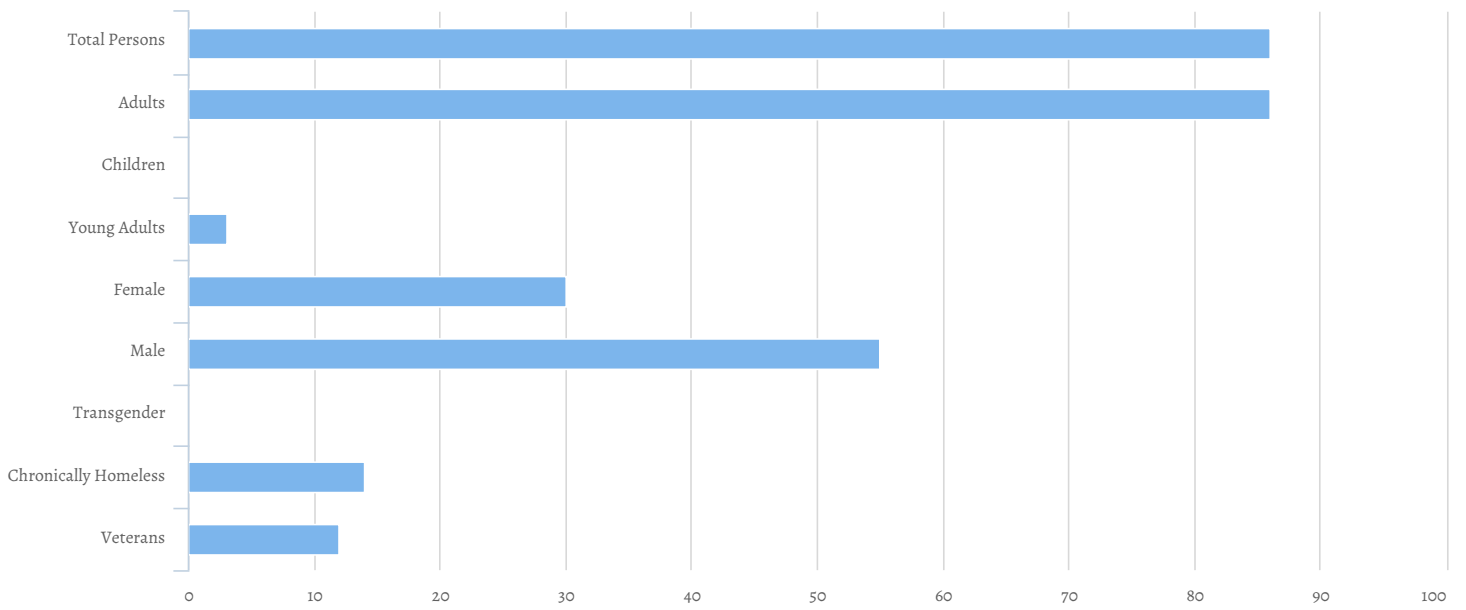


Count:	Texas Balance of the State 2020 PIT	Geography:	Bowie
Created by:	Henderson,Kyra	Created on:	02/24/2020 6:05 PM

Summary

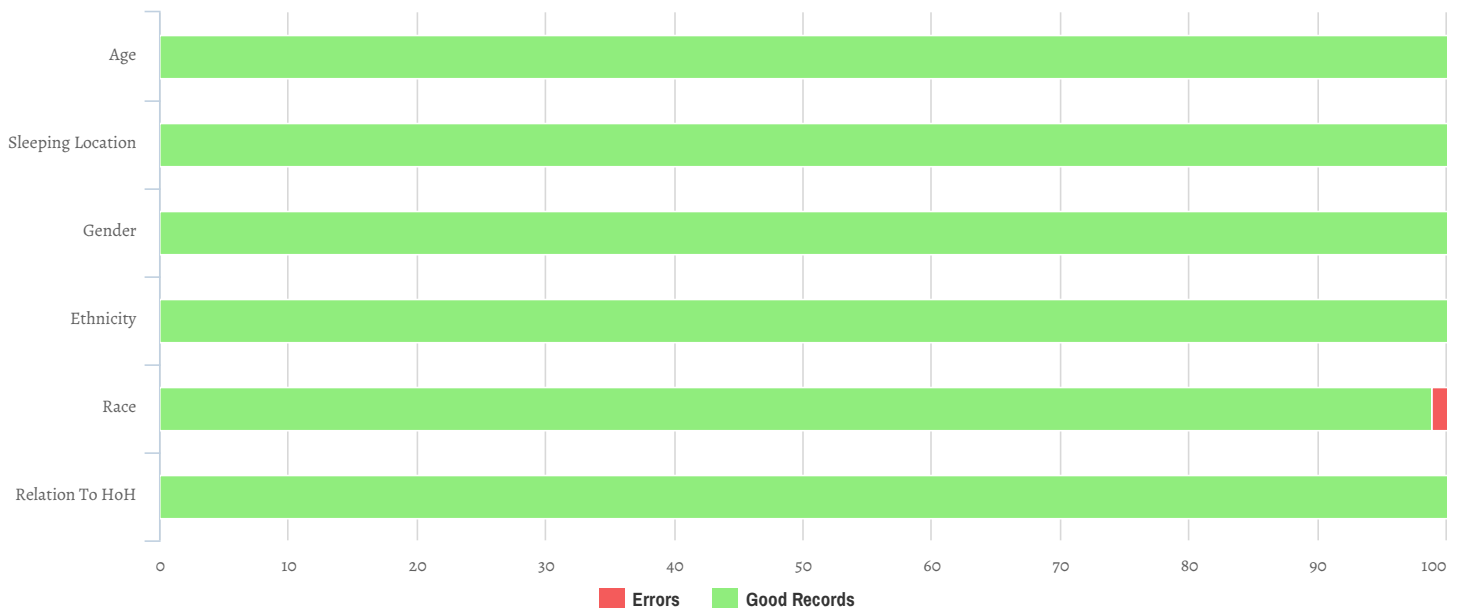


Total Persons	86
Adults (18+)	86
Children (Under 18)	0
Unknown Age	0
Unknown Age - Believe to be Adult	0
Unknown Age - Believe to be Child	0
Young Adults (18-24)	3
Female	30
Male	55
Transgender	0
Chronically Homeless	14
Veterans	12



Data Quality Checks

Persons Missing Age Information	0
Persons Missing Sleeping Location	0
Persons Missing Gender	0
Persons Missing Ethnicity	0
Persons Missing Race	1
Persons Missing Relation to HoH	0



All Households

Households with at Least one Adult and One Child

Household and Person Breakdown

Total Number of Households	0
Total Number of Persons	0
Number of Children (Under 18)	0
Number of Young Adults (18-24)	0
Number of Adults (25+)	0

Gender

Female	0
Male	0
Transgender	0
Gender Non-conforming	0

Ethnicity

Non-Hispanic/Non-Latino	0
Hispanic/Latino	0

Race

White	0
Black or African-American	0
Asian	0
American Indian or Alaska Native	0
Native Hawaiian or Other Pacific Islander	0
Multiple	0

Chronically Homeless

Total Number of Households	0
Total Number of Persons	0

Race

Gender

■ White
 ■ Black or African American
 ■ Asian
 ■ American Indian
■ Native Hawaiian
 ■ Multiple

■ Female
 ■ Male
 ■ Transgender
 ■ Gender Non-conforming

Households without Children

Household and Person Breakdown

Total Number of Households	85
Total Number of Persons	86
Number of Young Adults (18-24)	3
Number of Adults (25+)	83

Gender

Female	30
Male	55
Transgender	0
Gender Non-conforming	0

Ethnicity

Non-Hispanic/Non-Latino	85
Hispanic/Latino	0

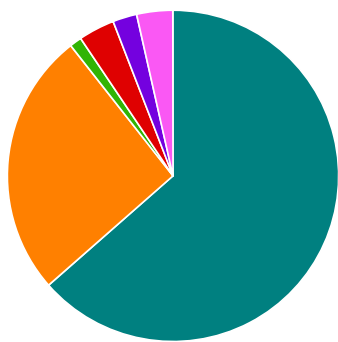
Race

White	54
Black or African-American	22
Asian	1
American Indian or Alaska Native	3
Native Hawaiian or Other Pacific Islander	2
Multiple	3

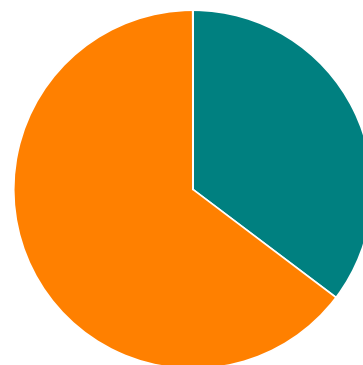
Chronically Homeless

Total Number of Persons	14
-------------------------	----

Race



Gender



■ White
 ■ Black or African American
 ■ Asian
 ■ American Indian
■ Native Hawaiian
 ■ Multiple

■ Female
 ■ Male
 ■ Transgender
 ■ Gender Non-conforming

Households with Only Children

Household and Person Breakdown

Total Number of Households	0
Total Number of Children	0

Gender

Female	0
Male	0
Transgender	0
Gender Non-conforming	0

Ethnicity

Non-Hispanic/Non-Latino	0
Hispanic/Latino	0

Race

White	0
Black or African-American	0
Asian	0
American Indian or Alaska Native	0
Native Hawaiian or Other Pacific Islander	0
Multiple	0

Chronically Homeless

Total Number of Persons	0
-------------------------	---

Race

Gender

White Black or African American Asian American Indian
Native Hawaiian Multiple

Female Male Transgender Gender Non-conforming

Personal Information

Do you identify as lesbian, gay, bisexual, transgender, and/or queer (LGBTQ+)?

Yes	5
No	69
Don't Know	0
Refused	0
Total	74

Do you receive any disability benefits such as:

SSI/SSDI	14
Veterans Disability Benefits	1
None	58
Don't Know/Refused	0
Total	73

Have you ever been involved in any of the following institutions?

Child Protective Services	10
Criminal justice system	28
Drug treatment	11
Foster care	8
Long-term hospitalization	6
Mental health treatment	21
None of the above	31
Total	115
<i>*Individuals could select multiple answers*</i>	

In the last 12 months, what have been your sources of income?

Full-time employment	18
Non-cash benefits (WIC/SNAP/TANF)	5
Money from family	4
Part-time employment	16
No income	12
SSI/SSDI	15
Sex work	0
Pan handling	6
Other	10
Total	86
<i>*Individuals could select multiple answers*</i>	

What is the highest level of school you have completed?

GED	19
HS Diploma	24
Some College	11
Less than ninth grade	11
Training/Technical School	4
College graduate	5
Master's degree or higher	0
Total	74
<i>*Individuals could select multiple answers*</i>	

Veteran Questions

Under what tours of duty have you served?

Afghanistan	1
Vietnam	2
Other	7
Kuwait	2
Iraq	3
Korea	1
Total	16
<i>*Individuals could select multiple answers*</i>	

What is the length of service in years?

Less than one year	1
1-4 years	7
5-9 years	2
More than 10 years	2
Total	12

Experience with Homelessness

Where are you sleeping tonight?

Abandoned Building	4
Bus, train station, airport	0
Other	6
Outdoor Encampment	12
Park	0
Street or sidewalk	2
Under bridge/overpass	0
Vehicle	3
Total	27

Is this the first time you've been homeless?

Yes	30
No	44
Don't Know	0
Refused	0
Total	74

How old were you when you first became homeless?

Under 5	1
5-12 years old	1
13-17 years old	3
18-24 years old	4
25-34 years old	11
35-44 years old	11
45-54 years old	8
55-61 years old	5
62+	0
Total	44

How many months did you stay in shelter or on the streets over the past 3 years?

0 to 3 months	21
4 to 6 months	4
7 to 11 months	5
1 to 2 years	8
3 years or more	6
Total	44

How many separate times have you stayed in sheltered or on the streets in the past 3 years?

Fewer than 4	31
4 or more times	13
Don't Know	0
Refused	0
Total	44

How many months have you been homeless this time?

0 to 3 months	36
4 to 6 months	10
7 to 11 months	5
1 to 2 years	9
3 years or more	14
Total	74

Which of the following reasons do you feel caused your homelessness?

Addiction	13
Aged out of foster care	0
Criminal history	6
Divorce/Separation	18
Domestic Violence	10
Evicted/History of broken lease	6
Family/personal issues	23
Lack of assistance/resources	11
Moved to seek work	3
Natural Disaster	0
Other	13
Physical/mental disabilities	17
Sexual Orientation	0
Unable to pay rent/mortgage	16
Unemployment	20
Total <i>*Individuals could select multiple answers*</i>	156

Are you homeless as a result of a Hurricane or Tropical Storm?

Yes (Hurricane Harvey)	0
Yes (Other Storm/Hurricane/Natural Disaster)	0
Yes (Tropical Storm Imelda)	0
No	26
Don't Know	1
Refused	0
Total	27

Did you become homeless in the same city you are currently living in?

Yes	36
No	37
Don't Know/Refused	13
Total	86

What state were you living in when you became homeless this time?

Texas	44
Other State	29
Other Country	0
Don't Know/Refused	13
Total	86

Veteran Households

Veteran Households with at Least One Adult and One Child

Household and Person Breakdown

Total Number of Households	0
Total Number of Persons	0
Total Number of Veterans	0

Gender

Female	0
Male	0
Transgender	0
Gender Non-conforming	0

Ethnicity

Non-Hispanic/Non-Latino	0
Hispanic/Latino	0

Race

White	0
Black or African-American	0
Asian	0
American Indian or Alaska Native	0
Native Hawaiian or Other Pacific Islander	0
Multiple	0

Chronically Homeless

Total Number of Households	0
Total Number of Persons	0

Race

Gender

■ White
 ■ Black or African American
 ■ Asian
 ■ American Indian
■ Native Hawaiian
 ■ Multiple

■ Female
 ■ Male
 ■ Transgender
 ■ Gender Non-conforming

Veteran Households without Children

Household and Person Breakdown

Total Number of Households	12
Total Number of Persons	12
Total Number of Veterans	12

Gender

Female	0
Male	12
Transgender	0
Gender Non-conforming	0

Ethnicity

Non-Hispanic/Non-Latino	12
Hispanic/Latino	0

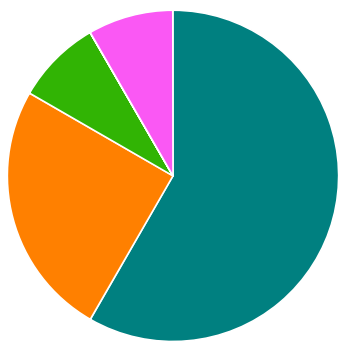
Race

White	7
Black or African-American	3
Asian	1
American Indian or Alaska Native	0
Native Hawaiian or Other Pacific Islander	0
Multiple	1

Chronically Homeless

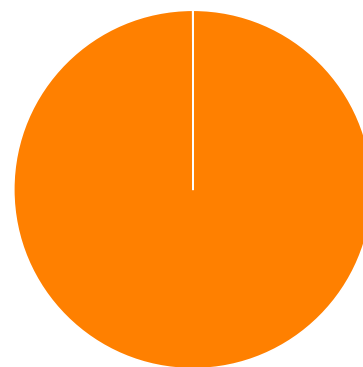
Total Number of Households	3
Total Number of Persons	3

Race



■ White
 ■ Black or African American
 ■ Asian
 ■ American Indian
 ■ Native Hawaiian
 ■ Multiple

Gender



■ Female
 ■ Male
 ■ Transgender
 ■ Gender Non-conforming

Youth Households

Unaccompanied Youth Households

Household and Person Breakdown

Total Number of Unaccompanied Youth Households	3
Total Number of Unaccompanied Youth	3
Total Number of Unaccompanied Youth (under age 18)	0
Total Number of Unaccompanied Youth (18 to 24)	3

Gender

Female	1
Male	2
Transgender	0
Gender Non-conforming	0

Ethnicity

Non-Hispanic/Non-Latino	2
Hispanic/Latino	0

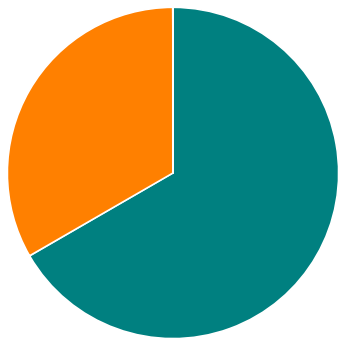
Race

White	2
Black or African-American	1
Asian	0
American Indian or Alaska Native	0
Native Hawaiian or Other Pacific Islander	0
Multiple	0

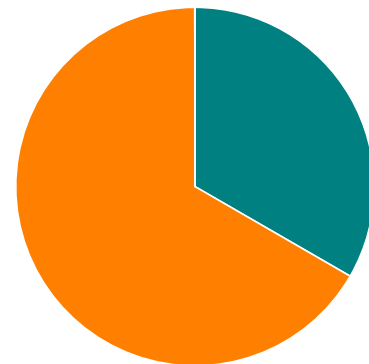
Chronically Homeless

Total Number of Persons	0
-------------------------	---

Race



Gender



■ White
 ■ Black or African American
 ■ Asian
 ■ American Indian
■ Native Hawaiian
 ■ Multiple

■ Female
 ■ Male
 ■ Transgender
 ■ Gender Non-conforming

Parenting Youth

Household and Person Breakdown

Total Number of Parenting Youth Households	0
Total Number of Persons in Parenting Youth Households	0
Total Parenting Youth	0
Total Children in Parenting Youth Households	0
Number of Parenting Youth Under 18	0
Children in Households with Parenting Youth Under 18	0
Number of Parenting Youth 18 to 24	0
Children in Households with Parenting Youth 18 to 24	0

Gender

Female	0
Male	0
Transgender	0
Gender Non-conforming	0

Ethnicity

Non-Hispanic/Non-Latino	0
Hispanic/Latino	0

Race

White	0
Black or African-American	0
Asian	0
American Indian or Alaska Native	0
Native Hawaiian or Other Pacific Islander	0
Multiple	0

Chronically Homeless

Total Number of Households	0
Total Number of Persons	0

Race

Gender

■ White
 ■ Black or African American
 ■ Asian
 ■ American Indian
 ■ Native Hawaiian
 ■ Multiple

■ Female
 ■ Male
 ■ Transgender
 ■ Gender Non-conforming

Additional Homeless Populations (Adults Only)

Serious Mental Illness	14
Substance Use Disorder	13
HIV/AIDS	1
Survivors of Domestic Violence (optional)	12

