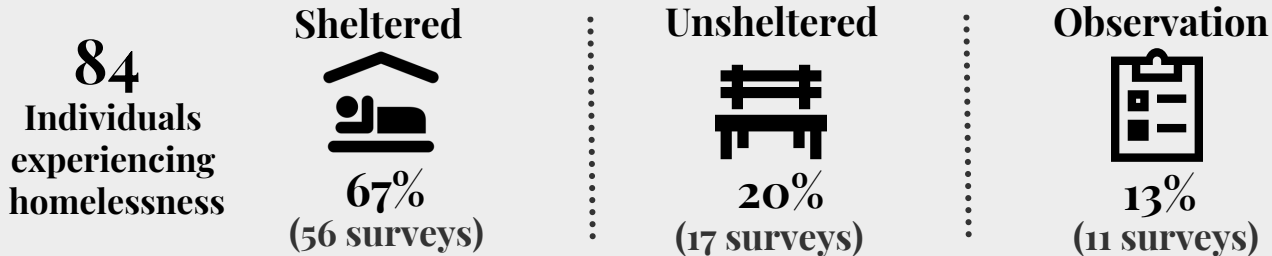


# 2020 Point-in-Time

..... Texoma Homeless Coalition .....

The Annual Point-in-Time Count (PIT) was conducted on January 23rd, 2020 to identify the needs of households residing in **Unsheltered locations** (such as cars, streets, parks, etc) as well as **Sheltered locations** (Emergency Shelter and Transitional Housing). The PIT Count aims to provide a snapshot of the individuals and families experiencing homelessness in a geographical area, over the course of one night.

*\*Responses are self-reported and/or observations and may not be representative of the entire homeless population\**



## Demographic Breakdown



- 42 Male
- 39 Female
- 0 Transgender
- 0 Gender Non-conforming
- 3 Unknown



- 53 White
- 16 African American
- 0 Asian
- 0 American Indian
- 0 Native Hawaiian
- 11 Multiple Races
- 4 Other
- 0 Unknown



- 4 Hispanic/Latino
- 79 Non-Hispanic/Non-Latino
- 1 Unknown

## Population Details



6 Households With Children



59 Households Without Children



16 Children (under the age of 18)



3 Unaccompanied Youth Households



6 Chronically Homeless



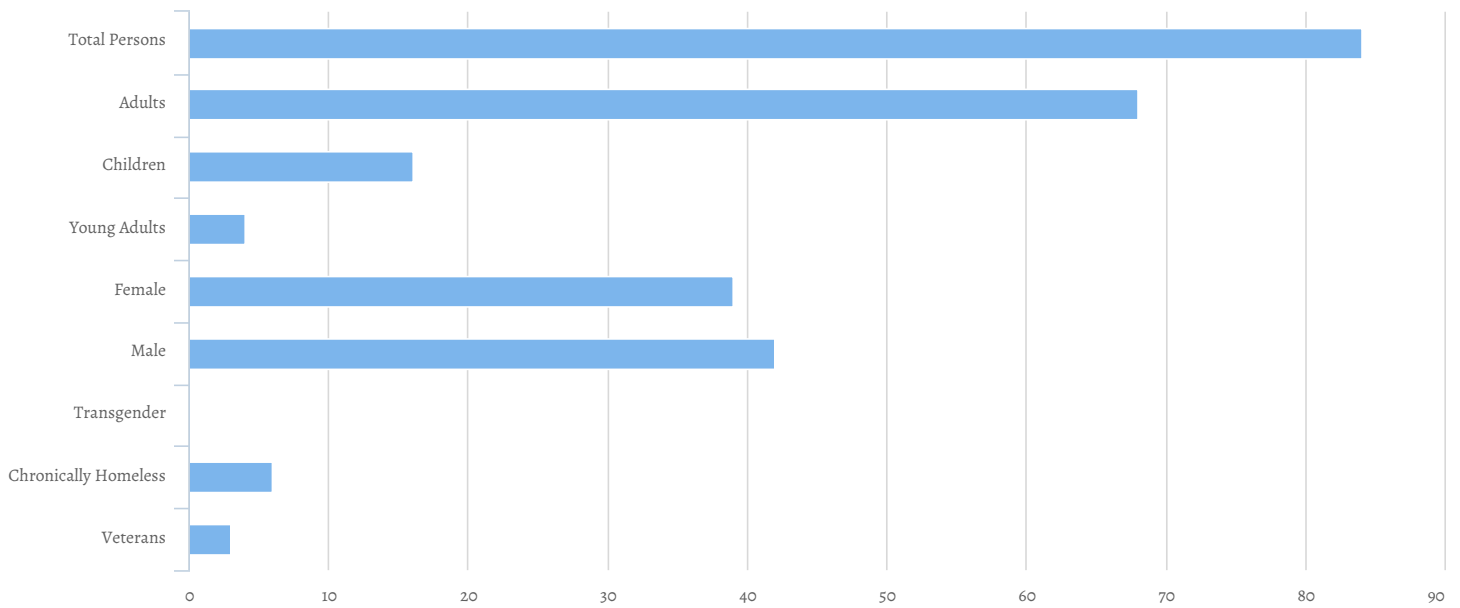
3 Veterans

Count:	Texas Balance of the State 2020 PIT	Geography:	Grayson
Created by:	Henderson,Kyra	Created on:	02/24/2020 6:06 PM

**Summary**

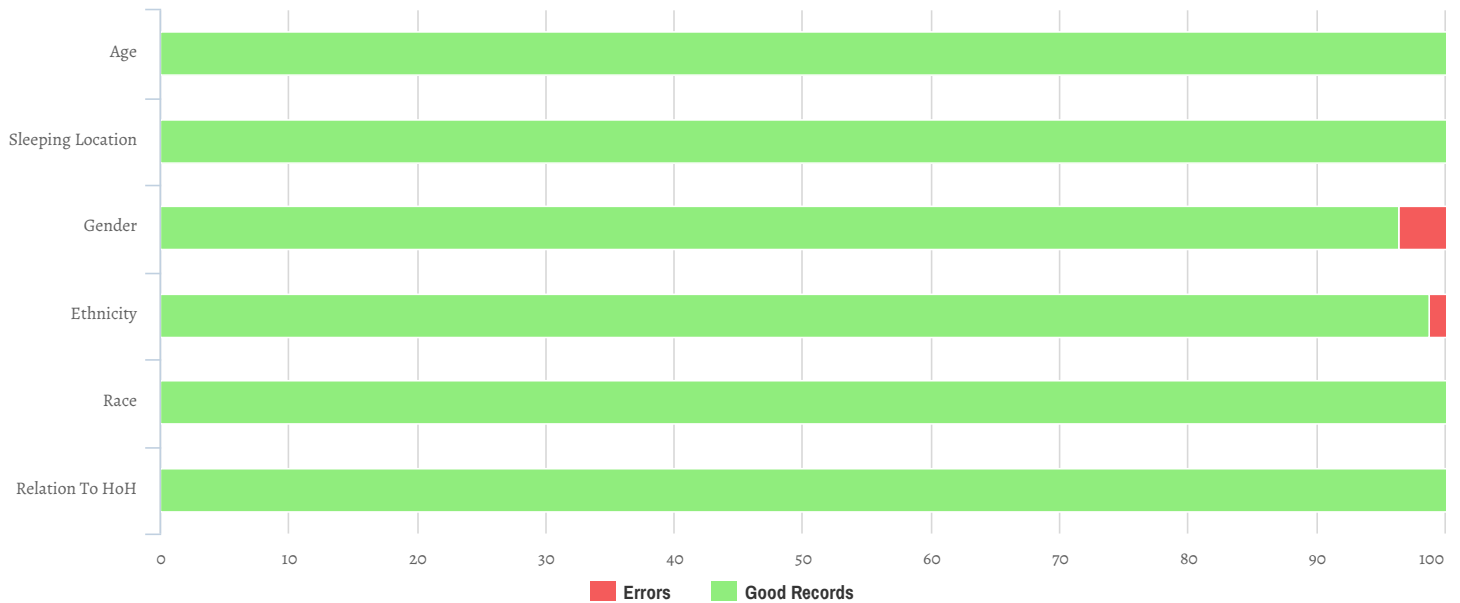


Total Persons	84
Adults (18+)	68
Children (Under 18)	16
Unknown Age	0
Unknown Age - Believe to be Adult	0
Unknown Age - Believe to be Child	0
Young Adults (18-24)	4
Female	39
Male	42
Transgender	0
Chronically Homeless	6
Veterans	3



### Data Quality Checks

Persons Missing Age Information	0
Persons Missing Sleeping Location	0
Persons Missing Gender	3
Persons Missing Ethnicity	1
Persons Missing Race	0
Persons Missing Relation to HoH	0



## All Households

### Households with at Least one Adult and One Child

#### Household and Person Breakdown

Total Number of Households	6
Total Number of Persons	22
Number of Children (Under 18)	15
Number of Young Adults (18-24)	1
Number of Adults (25+)	6

#### Gender

Female	16
Male	6
Transgender	0
Gender Non-conforming	0

#### Ethnicity

Non-Hispanic/Non-Latino	22
Hispanic/Latino	0

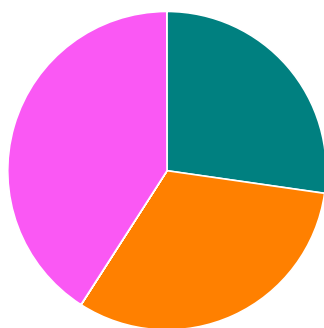
#### Race

White	6
Black or African-American	7
Asian	0
American Indian or Alaska Native	0
Native Hawaiian or Other Pacific Islander	0
Multiple	9

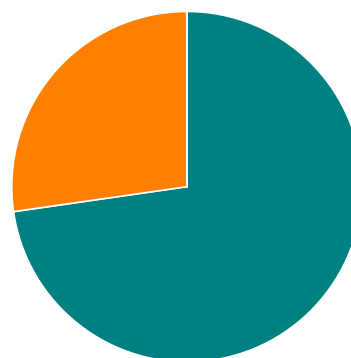
#### Chronically Homeless

Total Number of Households	0
Total Number of Persons	0

Race



Gender



■ White   
 ■ Black or African American   
 ■ Asian  
■ American Indian   
 ■ Native Hawaiian   
 ■ Multiple

■ Female   
 ■ Male   
 ■ Transgender   
 ■ Gender Non-conforming

# Households without Children

## Household and Person Breakdown

Total Number of Households	59
Total Number of Persons	61
Number of Young Adults (18-24)	3
Number of Adults (25+)	58

## Gender

Female	22
Male	36
Transgender	0
Gender Non-conforming	0

## Ethnicity

Non-Hispanic/Non-Latino	57
Hispanic/Latino	3

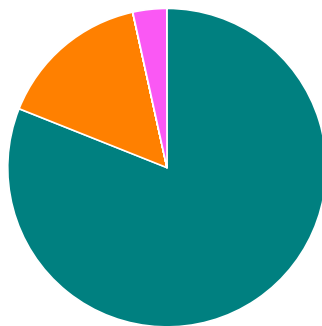
## Race

White	47
Black or African-American	9
Asian	0
American Indian or Alaska Native	0
Native Hawaiian or Other Pacific Islander	0
Multiple	2

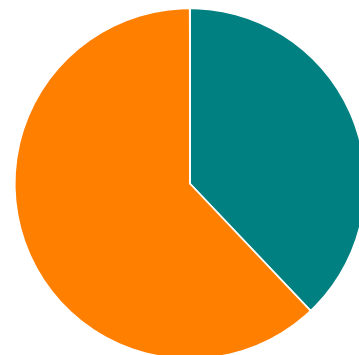
## Chronically Homeless

Total Number of Persons	6
-------------------------	---

Race



Gender



■ White   
 ■ Black or African American   
 ■ Asian  
■ American Indian   
 ■ Native Hawaiian   
 ■ Multiple

■ Female   
 ■ Male   
 ■ Transgender   
 ■ Gender Non-conforming

# Households with Only Children

## Household and Person Breakdown

Total Number of Households	1
Total Number of Children	1

## Gender

Female	1
Male	0
Transgender	0
Gender Non-conforming	0

## Ethnicity

Non-Hispanic/Non-Latino	0
Hispanic/Latino	1

## Race

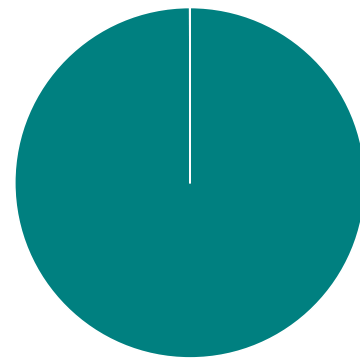
White	0
Black or African-American	0
Asian	0
American Indian or Alaska Native	0
Native Hawaiian or Other Pacific Islander	0
Multiple	0

## Chronically Homeless

Total Number of Persons	0
-------------------------	---

Race

Gender



## Personal Information

### Do you identify as lesbian, gay, bisexual, transgender, and/or queer (LGBTQ+)?

Yes	0
No	38
Don't Know	1
Refused	1
Total	40

### Do you receive any disability benefits such as:

SSI/SSDI	5
Veterans Disability Benefits	0
None	28
Don't Know/Refused	5
Total	38

### Have you ever been involved in any of the following institutions?

Child Protective Services	6
Criminal justice system	9
Drug treatment	3
Foster care	1
Long-term hospitalization	0
Mental health treatment	11
None of the above	17
Total	47
<i>*Individuals could select multiple answers*</i>	

### In the last 12 months, what have been your sources of income?

Full-time employment	15
Non-cash benefits (WIC/SNAP/TANF)	11
Money from family	4
Part-time employment	5
No income	9
SSI/SSDI	5
Sex work	0
Pan handling	2
Other	6
Total	57
<i>*Individuals could select multiple answers*</i>	

### What is the highest level of school you have completed?

GED	10
HS Diploma	16
Some College	8
Less than ninth grade	6
Training/Technical School	6
College graduate	1
Master's degree or higher	0
Total	47
<i>*Individuals could select multiple answers*</i>	

## Veteran Questions

### Under what tours of duty have you served?

Afghanistan	0
Vietnam	1
Other	1
Kuwait	0
Iraq	0
Korea	0
Total	2
<i>*Individuals could select multiple answers*</i>	

### What is the length of service in years?

Less than one year	0
1-4 years	1
5-9 years	0
More than 10 years	0
Total	1



## Experience with Homelessness

### Where are you sleeping tonight?

Abandoned Building	3
Bus, train station, airport	0
Other	3
Outdoor Encampment	9
Park	0
Street or sidewalk	0
Under bridge/overpass	0
Vehicle	2
Total	17

### Is this the first time you've been homeless?

Yes	17
No	21
Don't Know	1
Refused	2
Total	41

### How old were you when you first became homeless?

Under 5	0
5-12 years old	0
13-17 years old	5
18-24 years old	1
25-34 years old	5
35-44 years old	4
45-54 years old	4
55-61 years old	1
62+	0
Total	20

### How many months did you stay in shelter or on the streets over the past 3 years?

0 to 3 months	7
4 to 6 months	3
7 to 11 months	3
1 to 2 years	7
3 years or more	2
Total	22

**How many separate times have you stayed in sheltered or on the streets in the past 3 years?**

Fewer than 4	10
4 or more times	5
Don't Know	3
Refused	2
Total	20

**How many months have you been homeless this time?**

0 to 3 months	20
4 to 6 months	5
7 to 11 months	2
1 to 2 years	7
3 years or more	5
Total	39

**Which of the following reasons do you feel caused your homelessness?**

Addiction	7
Aged out of foster care	0
Criminal history	4
Divorce/Separation	8
Domestic Violence	10
Evicted/History of broken lease	6
Family/personal issues	20
Lack of assistance/resources	8
Moved to seek work	3
Natural Disaster	0
Other	1
Physical/mental disabilities	8
Sexual Orientation	0
Unable to pay rent/mortgage	17
Unemployment	22
Total <i>*Individuals could select multiple answers*</i>	114

**Are you homeless as a result of a Hurricane or Tropical Storm?**

Yes (Hurricane Harvey)	0
Yes (Other Storm/Hurricane/Natural Disaster)	0
Yes (Tropical Storm Imelda)	0
No	17
Don't Know	0
Refused	0
Total	17

**Did you become homeless in the same city you are currently living in?**

Yes	24
No	14
Don't Know/Refused	46
Total	84

**What state were you living in when you became homeless this time?**

Texas	36
Other State	4
Other Country	0
Don't Know/Refused	44
Total	84

## Veteran Households

### Veteran Households with at Least One Adult and One Child

#### Household and Person Breakdown

Total Number of Households	0
Total Number of Persons	0
Total Number of Veterans	0

#### Gender

Female	0
Male	0
Transgender	0
Gender Non-conforming	0

#### Ethnicity

Non-Hispanic/Non-Latino	0
Hispanic/Latino	0

#### Race

White	0
Black or African-American	0
Asian	0
American Indian or Alaska Native	0
Native Hawaiian or Other Pacific Islander	0
Multiple	0

#### Chronically Homeless

Total Number of Households	0
Total Number of Persons	0

Race

Gender



# Veteran Households without Children

## Household and Person Breakdown

Total Number of Households	3
Total Number of Persons	3
Total Number of Veterans	3

## Gender

Female	1
Male	2
Transgender	0
Gender Non-conforming	0

## Ethnicity

Non-Hispanic/Non-Latino	3
Hispanic/Latino	0

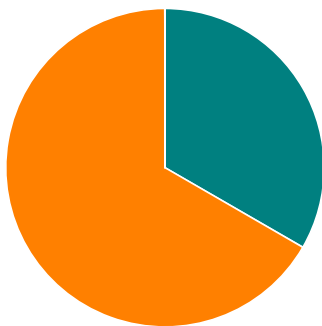
## Race

White	1
Black or African-American	2
Asian	0
American Indian or Alaska Native	0
Native Hawaiian or Other Pacific Islander	0
Multiple	0

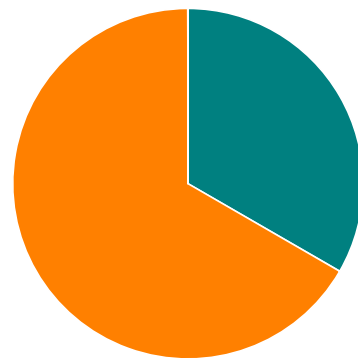
## Chronically Homeless

Total Number of Households	0
Total Number of Persons	0

Race



Gender



# Youth Households

## Unaccompanied Youth Households

### Household and Person Breakdown

Total Number of Unaccompanied Youth Households	3
Total Number of Unaccompanied Youth	3
Total Number of Unaccompanied Youth (under age 18)	1
Total Number of Unaccompanied Youth (18 to 24)	2

### Gender

Female	1
Male	2
Transgender	0
Gender Non-conforming	0

### Ethnicity

Non-Hispanic/Non-Latino	2
Hispanic/Latino	1

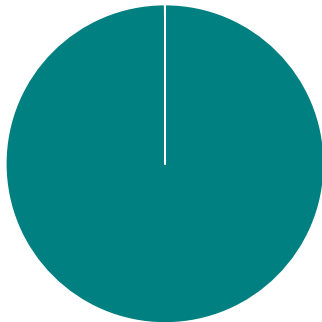
### Race

White	2
Black or African-American	0
Asian	0
American Indian or Alaska Native	0
Native Hawaiian or Other Pacific Islander	0
Multiple	0

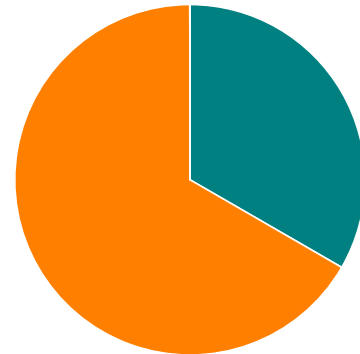
### Chronically Homeless

Total Number of Persons	1
-------------------------	---

Race



Gender



■ White   
 ■ Black or African American   
 ■ Asian  
■ American Indian   
 ■ Native Hawaiian   
 ■ Multiple

■ Female   
 ■ Male   
 ■ Transgender   
 ■ Gender Non-conforming

# Parenting Youth

## Household and Person Breakdown

Total Number of Parenting Youth Households	1
Total Number of Persons in Parenting Youth Households	3
Total Parenting Youth	1
Total Children in Parenting Youth Households	2
Number of Parenting Youth Under 18	0
Children in Households with Parenting Youth Under 18	0
Number of Parenting Youth 18 to 24	1
Children in Households with Parenting Youth 18 to 24	2

## Gender

Female	1
Male	0
Transgender	0
Gender Non-conforming	0

## Ethnicity

Non-Hispanic/Non-Latino	1
Hispanic/Latino	0

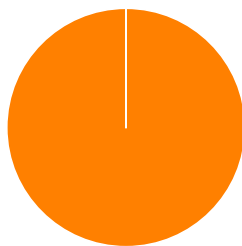
## Race

White	0
Black or African-American	1
Asian	0
American Indian or Alaska Native	0
Native Hawaiian or Other Pacific Islander	0
Multiple	0

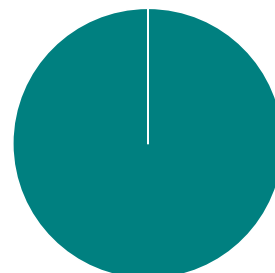
## Chronically Homeless

Total Number of Households	0
Total Number of Persons	0

Race



Gender



■ White   
 ■ Black or African American   
 ■ Asian  
■ American Indian   
 ■ Native Hawaiian   
 ■ Multiple

■ Female   
 ■ Male   
 ■ Transgender   
 ■ Gender Non-conforming

## Additional Homeless Populations (Adults Only)

Serious Mental Illness	4
Substance Use Disorder	3
HIV/AIDS	0
Survivors of Domestic Violence (optional)	10

