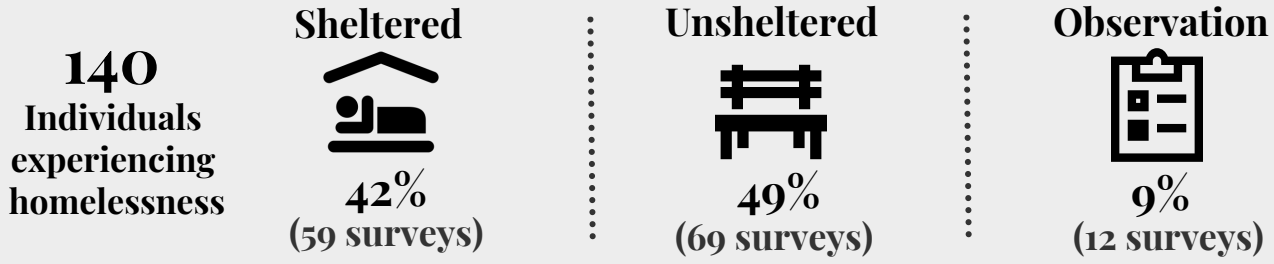


# 2020 Point-in-Time

Victoria Area Homeless  
Coalition

The Annual Point-in-Time Count (PIT) was conducted on January 23rd, 2020 to identify the needs of households residing in **Unsheltered locations** (such as cars, streets, parks, etc) as well as **Sheltered locations** (Emergency Shelter and Transitional Housing). The PIT Count aims to provide a snapshot of the individuals and families experiencing homelessness in a geographical area, over the course of one night.

*\*Responses are self-reported and/or observations and may not be representative of the entire homeless population\**



## Demographic Breakdown



- 63 Male
- 74 Female
- 1 Transgender
- 0 Gender Non-conforming
- 2 Unknown



- 102 White
- 22 African American
- 0 Asian
- 0 American Indian
- 0 Native Hawaiian
- 10 Multiple Races
- 1 Other
- 5 Unknown



- 58 Hispanic/Latino
- 80 Non-Hispanic/  
Non-Latino
- 2 Unknown

## Population Details



7  
Households With Children



113  
Households Without  
Children



14  
Children (under the age of 18)



7  
Unaccompanied Youth  
Households



16  
Chronically Homeless



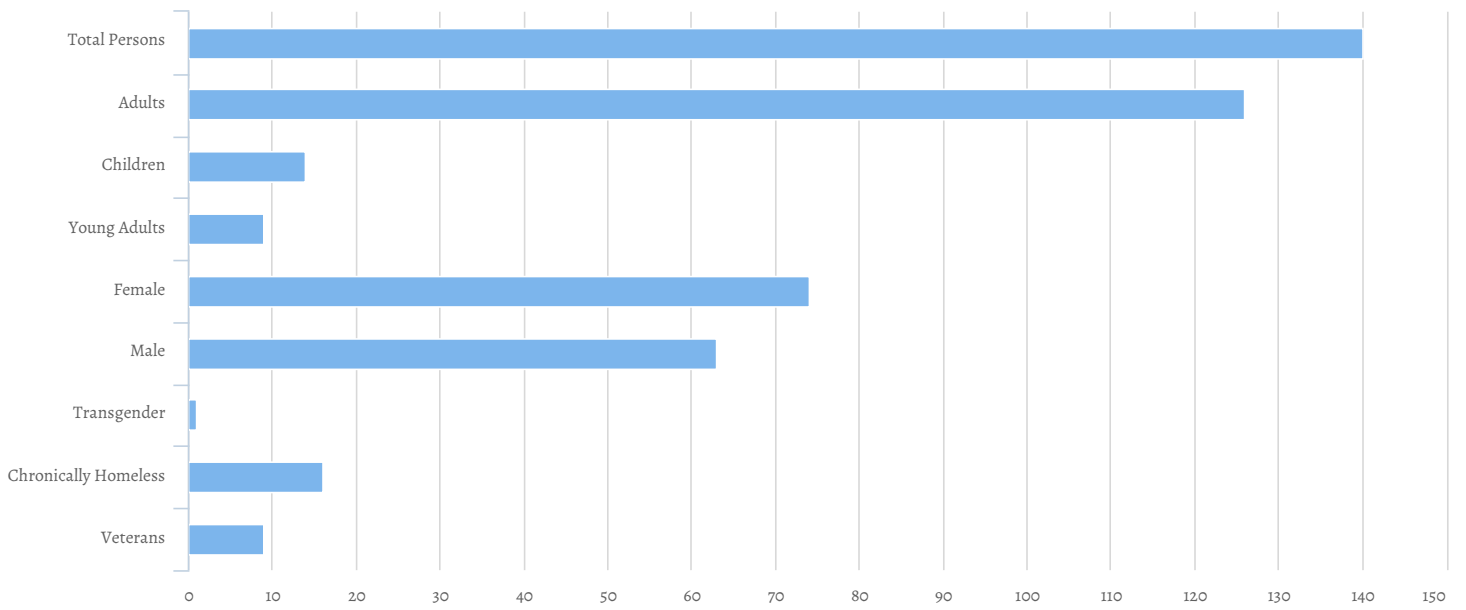
9  
Veterans

Count:	Texas Balance of the State 2020 PIT	Geography:	Calhoun, Goliad, Gonzales, Refugio, Victoria
Created by:	Henderson,Kyra	Created on:	02/25/2020 5:28 PM

Summary

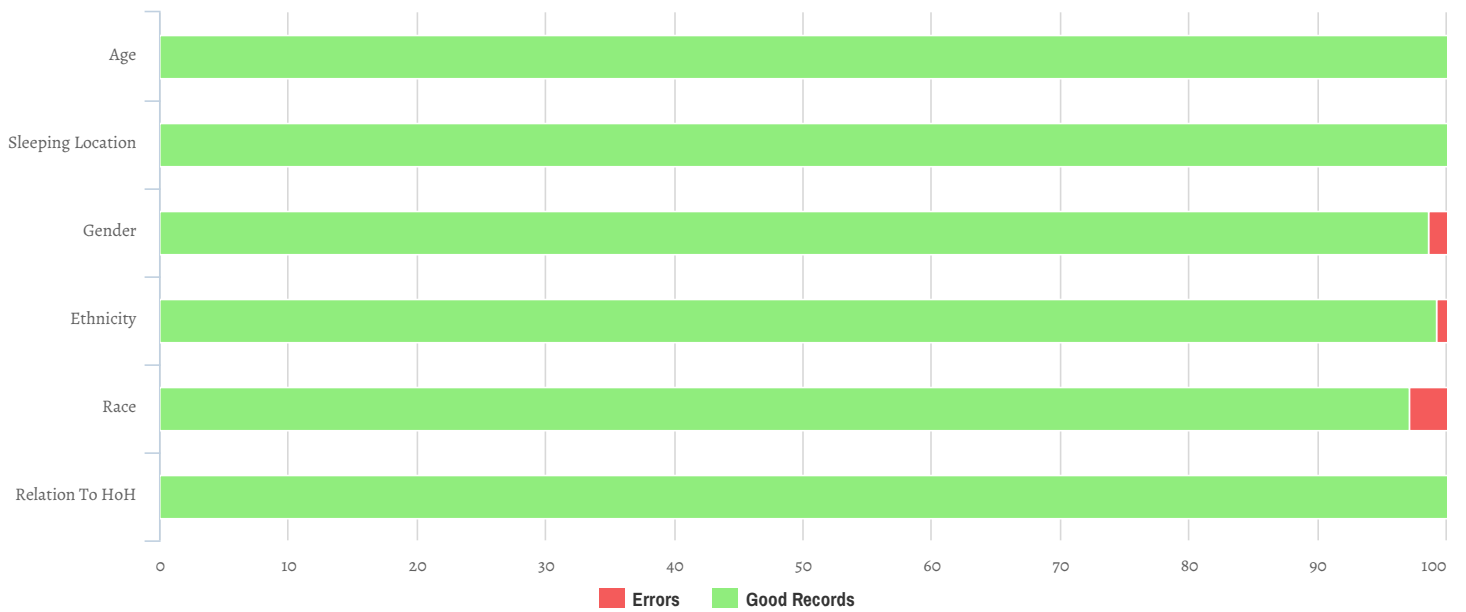


Total Persons	140
Adults (18+)	126
Children (Under 18)	14
Unknown Age	0
Unknown Age - Believe to be Adult	0
Unknown Age - Believe to be Child	0
Young Adults (18-24)	9
Female	74
Male	63
Transgender	1
Chronically Homeless	16
Veterans	9



### Data Quality Checks

Persons Missing Age Information	0
Persons Missing Sleeping Location	0
Persons Missing Gender	2
Persons Missing Ethnicity	1
Persons Missing Race	4
Persons Missing Relation to HoH	0



# All Households

## Households with at Least one Adult and One Child

### Household and Person Breakdown

Total Number of Households	7
Total Number of Persons	21
Number of Children (Under 18)	14
Number of Young Adults (18-24)	1
Number of Adults (25+)	6

### Gender

Female	14
Male	7
Transgender	0
Gender Non-conforming	0

### Ethnicity

Non-Hispanic/Non-Latino	9
Hispanic/Latino	12

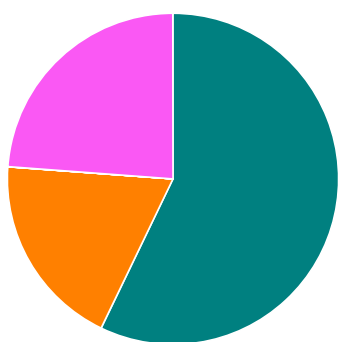
### Race

White	12
Black or African-American	4
Asian	0
American Indian or Alaska Native	0
Native Hawaiian or Other Pacific Islander	0
Multiple	5

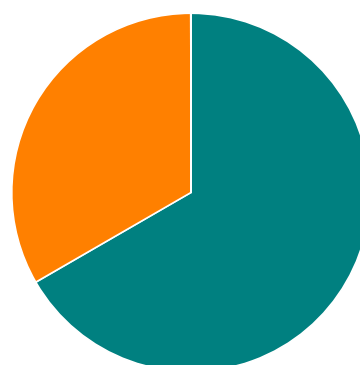
### Chronically Homeless

Total Number of Households	0
Total Number of Persons	0

Race



Gender



■ White
 ■ Black or African American
 ■ Asian
 ■ American Indian
 ■ Native Hawaiian
 ■ Multiple

■ Female
 ■ Male
 ■ Transgender
 ■ Gender Non-conforming

# Households without Children

## Household and Person Breakdown

Total Number of Households	113
Total Number of Persons	119
Number of Young Adults (18-24)	8
Number of Adults (25+)	111

## Gender

Female	60
Male	56
Transgender	1
Gender Non-conforming	0

## Ethnicity

Non-Hispanic/Non-Latino	71
Hispanic/Latino	46

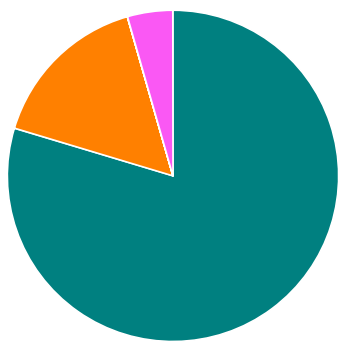
## Race

White	90
Black or African-American	18
Asian	0
American Indian or Alaska Native	0
Native Hawaiian or Other Pacific Islander	0
Multiple	5

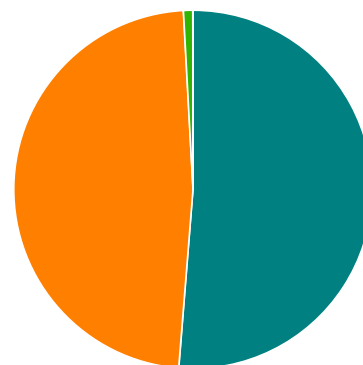
## Chronically Homeless

Total Number of Persons	16
-------------------------	----

Race



Gender



■ White   
 ■ Black or African American   
 ■ Asian   
 ■ American Indian  
■ Native Hawaiian   
 ■ Multiple

■ Female   
 ■ Male   
 ■ Transgender   
 ■ Gender Non-conforming

# Households with Only Children

## Household and Person Breakdown

Total Number of Households	0
Total Number of Children	0

## Gender

Female	0
Male	0
Transgender	0
Gender Non-conforming	0

## Ethnicity

Non-Hispanic/Non-Latino	0
Hispanic/Latino	0

## Race

White	0
Black or African-American	0
Asian	0
American Indian or Alaska Native	0
Native Hawaiian or Other Pacific Islander	0
Multiple	0

## Chronically Homeless

Total Number of Persons	0
-------------------------	---

Race

Gender

White Black or African American Asian American Indian  
Native Hawaiian Multiple

Female Male Transgender Gender Non-conforming

## Personal Information

### Do you identify as lesbian, gay, bisexual, transgender, and/or queer (LGBTQ+)?

Yes	5
No	102
Don't Know	1
Refused	0
Total	108

### Do you receive any disability benefits such as:

SSI/SSDI	18
Veterans Disability Benefits	1
None	65
Don't Know/Refused	1
Total	85

### Have you ever been involved in any of the following institutions?

Child Protective Services	14
Criminal justice system	31
Drug treatment	18
Foster care	3
Long-term hospitalization	1
Mental health treatment	27
None of the above	26
Total	120
<i>*Individuals could select multiple answers*</i>	

### In the last 12 months, what have been your sources of income?

Full-time employment	18
Non-cash benefits (WIC/SNAP/TANF)	16
Money from family	10
Part-time employment	25
No income	14
SSI/SSDI	15
Sex work	2
Pan handling	11
Other	8
Total	119
<i>*Individuals could select multiple answers*</i>	

### What is the highest level of school you have completed?

GED	14
HS Diploma	32
Some College	16
Less than ninth grade	15
Training/Technical School	9
College graduate	5
Master's degree or higher	1
Total	92
<i>*Individuals could select multiple answers*</i>	

## Veteran Questions

### Under what tours of duty have you served?

Afghanistan	0
Vietnam	1
Other	3
Kuwait	1
Iraq	0
Korea	0
Total	5
<i>*Individuals could select multiple answers*</i>	

### What is the length of service in years?

Less than one year	0
1-4 years	4
5-9 years	3
More than 10 years	0
Total	7



## Experience with Homelessness

### Where are you sleeping tonight?

Abandoned Building	20
Bus, train station, airport	0
Other	10
Outdoor Encampment	17
Park	2
Street or sidewalk	14
Under bridge/overpass	0
Vehicle	6
Total	69

### Is this the first time you've been homeless?

Yes	44
No	53
Don't Know	0
Refused	0
Total	97

### How old were you when you first became homeless?

Under 5	1
5-12 years old	2
13-17 years old	3
18-24 years old	12
25-34 years old	13
35-44 years old	9
45-54 years old	5
55-61 years old	1
62+	0
Total	46

### How many months did you stay in shelter or on the streets over the past 3 years?

0 to 3 months	16
4 to 6 months	7
7 to 11 months	5
1 to 2 years	8
3 years or more	12
Total	48

**How many separate times have you stayed in sheltered or on the streets in the past 3 years?**

Fewer than 4	30
4 or more times	12
Don't Know	3
Refused	0
Total	45

**How many months have you been homeless this time?**

0 to 3 months	37
4 to 6 months	20
7 to 11 months	10
1 to 2 years	14
3 years or more	13
Total	94

**Which of the following reasons do you feel caused your homelessness?**

Addiction	30
Aged out of foster care	0
Criminal history	20
Divorce/Separation	23
Domestic Violence	36
Evicted/History of broken lease	12
Family/personal issues	42
Lack of assistance/resources	32
Moved to seek work	8
Natural Disaster	10
Other	12
Physical/mental disabilities	19
Sexual Orientation	1
Unable to pay rent/mortgage	30
Unemployment	43
Total <i>*Individuals could select multiple answers*</i>	318

**Are you homeless as a result of a Hurricane or Tropical Storm?**

Yes (Hurricane Harvey)	12
Yes (Other Storm/Hurricane/Natural Disaster)	0
Yes (Tropical Storm Imelda)	0
No	32
Don't Know	0
Refused	0
Total	44

**Did you become homeless in the same city you are currently living in?**

Yes	66
No	16
Don't Know/Refused	54
Total	136

**What state were you living in when you became homeless this time?**

Texas	81
Other State	4
Other Country	0
Don't Know/Refused	51
Total	136

## Veteran Households

### Veteran Households with at Least One Adult and One Child

#### Household and Person Breakdown

Total Number of Households	0
Total Number of Persons	0
Total Number of Veterans	0

#### Gender

Female	0
Male	0
Transgender	0
Gender Non-conforming	0

#### Ethnicity

Non-Hispanic/Non-Latino	0
Hispanic/Latino	0

#### Race

White	0
Black or African-American	0
Asian	0
American Indian or Alaska Native	0
Native Hawaiian or Other Pacific Islander	0
Multiple	0

#### Chronically Homeless

Total Number of Households	0
Total Number of Persons	0

Race

Gender

■ White   
 ■ Black or African American   
 ■ Asian   
 ■ American Indian  
■ Native Hawaiian   
 ■ Multiple

■ Female   
 ■ Male   
 ■ Transgender   
 ■ Gender Non-conforming

# Veteran Households without Children

## Household and Person Breakdown

Total Number of Households	9
Total Number of Persons	9
Total Number of Veterans	9

## Gender

Female	2
Male	7
Transgender	0
Gender Non-conforming	0

## Ethnicity

Non-Hispanic/Non-Latino	7
Hispanic/Latino	2

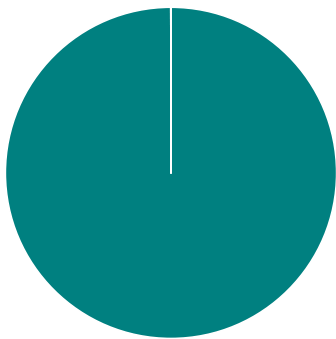
## Race

White	8
Black or African-American	0
Asian	0
American Indian or Alaska Native	0
Native Hawaiian or Other Pacific Islander	0
Multiple	0

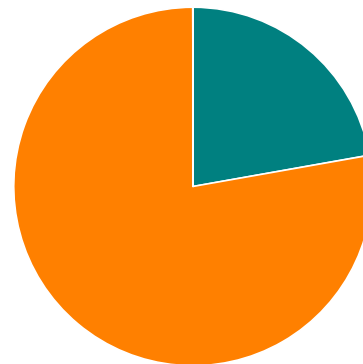
## Chronically Homeless

Total Number of Households	0
Total Number of Persons	0

Race



Gender



■ White
 ■ Black or African American
 ■ Asian
 ■ American Indian
 ■ Native Hawaiian
 ■ Multiple

■ Female
 ■ Male
 ■ Transgender
 ■ Gender Non-conforming

# Youth Households

## Unaccompanied Youth Households

### Household and Person Breakdown

Total Number of Unaccompanied Youth Households	7
Total Number of Unaccompanied Youth	7
Total Number of Unaccompanied Youth (under age 18)	0
Total Number of Unaccompanied Youth (18 to 24)	7

### Gender

Female	5
Male	2
Transgender	0
Gender Non-conforming	0

### Ethnicity

Non-Hispanic/Non-Latino	6
Hispanic/Latino	1

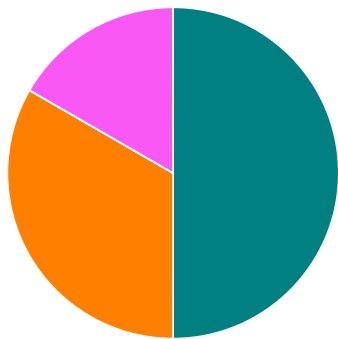
### Race

White	3
Black or African-American	2
Asian	0
American Indian or Alaska Native	0
Native Hawaiian or Other Pacific Islander	0
Multiple	1

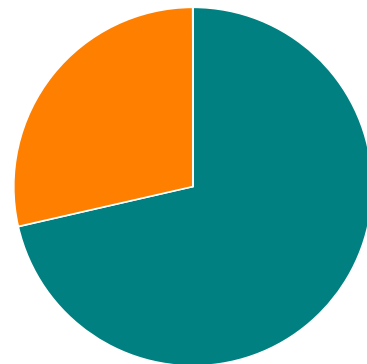
### Chronically Homeless

Total Number of Persons	0
-------------------------	---

Race



Gender



■ White   
 ■ Black or African American   
 ■ Asian   
 ■ American Indian  
■ Native Hawaiian   
 ■ Multiple

■ Female   
 ■ Male   
 ■ Transgender   
 ■ Gender Non-conforming

# Parenting Youth

## Household and Person Breakdown

Total Number of Parenting Youth Households	1
Total Number of Persons in Parenting Youth Households	3
Total Parenting Youth	1
Total Children in Parenting Youth Households	2
Number of Parenting Youth Under 18	0
Children in Households with Parenting Youth Under 18	0
Number of Parenting Youth 18 to 24	1
Children in Households with Parenting Youth 18 to 24	2

## Gender

Female	1
Male	0
Transgender	0
Gender Non-conforming	0

## Ethnicity

Non-Hispanic/Non-Latino	1
Hispanic/Latino	0

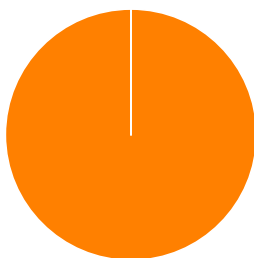
## Race

White	0
Black or African-American	1
Asian	0
American Indian or Alaska Native	0
Native Hawaiian or Other Pacific Islander	0
Multiple	0

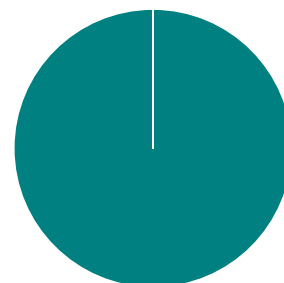
## Chronically Homeless

Total Number of Households	0
Total Number of Persons	0

Race



Gender



■ White 
 ■ Black or African American 
 ■ Asian 
 ■ American Indian 
 ■ Native Hawaiian 
 ■ Multiple

■ Female 
 ■ Male 
 ■ Transgender 
 ■ Gender Non-conforming

## Additional Homeless Populations (Adults Only)

Serious Mental Illness	26
Substance Use Disorder	8
HIV/AIDS	1
Survivors of Domestic Violence (optional)	37

