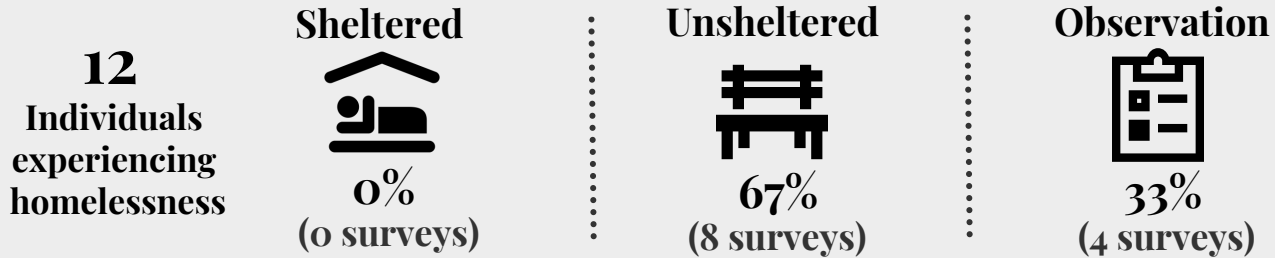


2020 Point-in-Time

Williamson County

The Annual Point-in-Time Count (PIT) was conducted on January 23rd, 2020 to identify the needs of households residing in **Unsheltered locations** (such as cars, streets, parks, etc) as well as **Sheltered locations** (Emergency Shelter and Transitional Housing). The PIT Count aims to provide a snapshot of the individuals and families experiencing homelessness in a geographical area, over the course of one night.

Responses are self-reported and/or observations and may not be representative of the entire homeless population



Demographic Breakdown

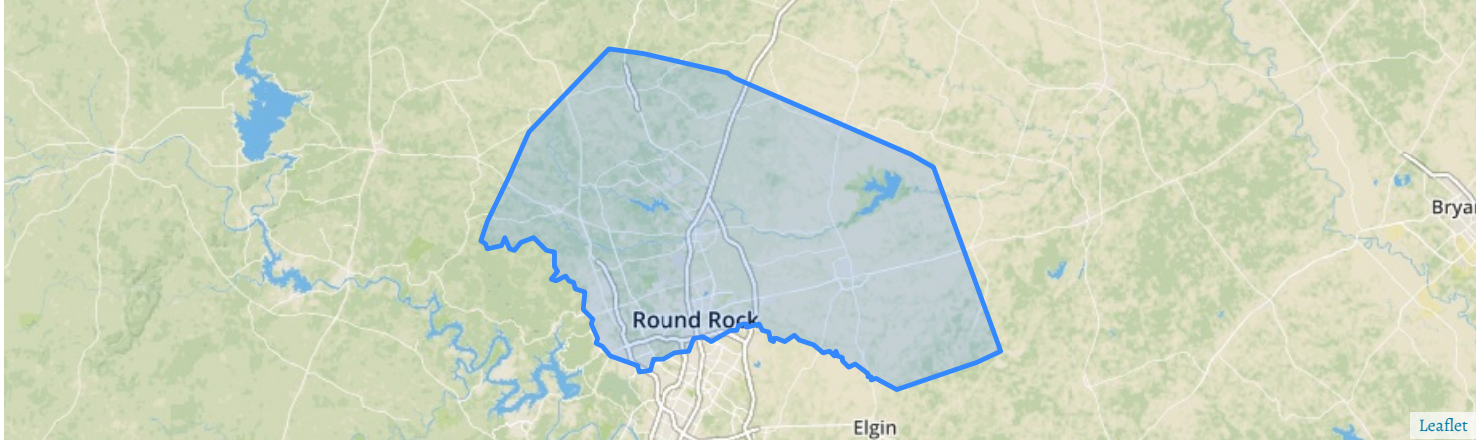


Population Details

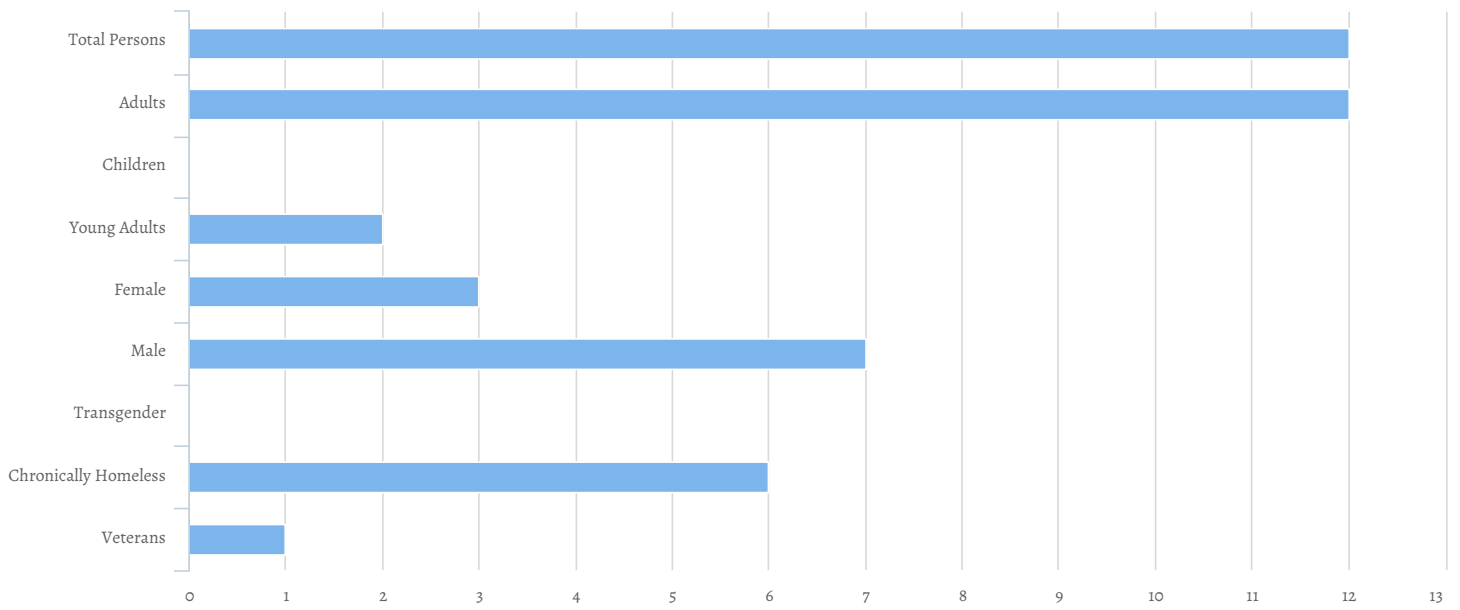


Count:	Texas Balance of the State 2020 PIT	Geography:	Williamson
Created by:	Henderson,Kyra	Created on:	02/24/2020 6:08 PM

Summary

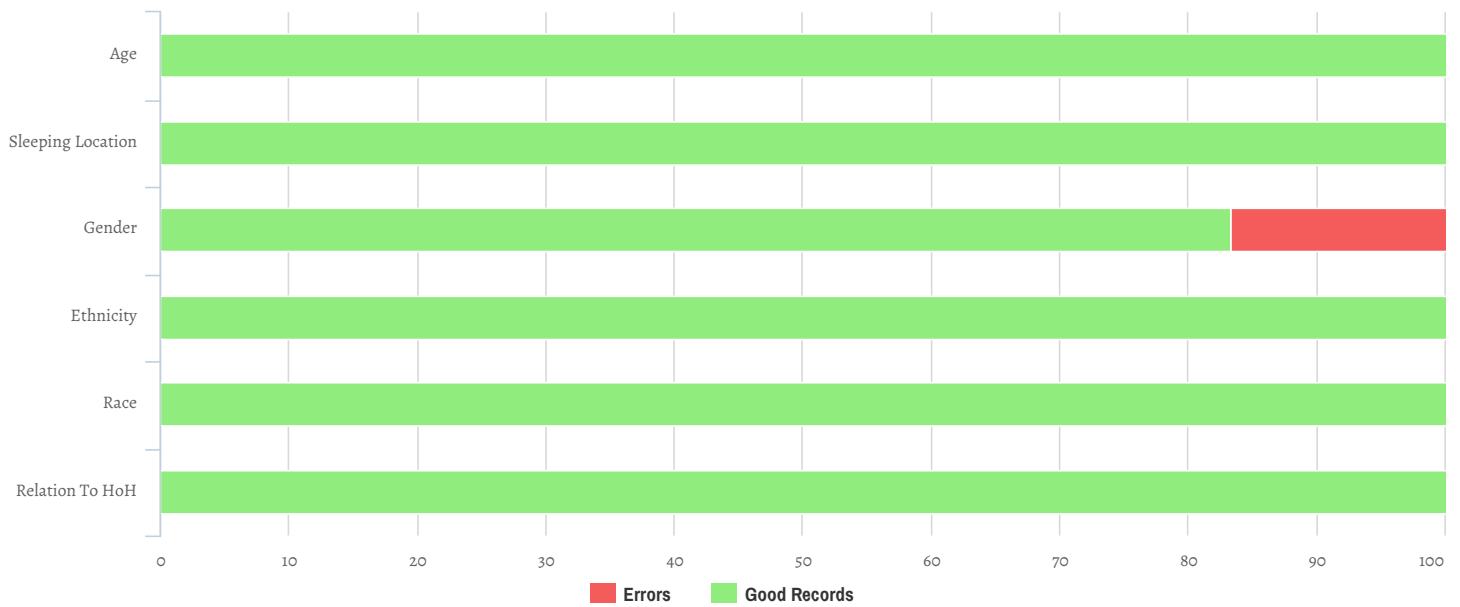


Total Persons	12
Adults (18+)	12
Children (Under 18)	0
Unknown Age	0
Unknown Age - Believe to be Adult	0
Unknown Age - Believe to be Child	0
Young Adults (18-24)	2
Female	3
Male	7
Transgender	0
Chronically Homeless	6
Veterans	1



Data Quality Checks

Persons Missing Age Information	0
Persons Missing Sleeping Location	0
Persons Missing Gender	2
Persons Missing Ethnicity	0
Persons Missing Race	0
Persons Missing Relation to HoH	0



All Households

Households with at Least one Adult and One Child

Household and Person Breakdown

Total Number of Households	0
Total Number of Persons	0
Number of Children (Under 18)	0
Number of Young Adults (18-24)	0
Number of Adults (25+)	0

Gender

Female	0
Male	0
Transgender	0
Gender Non-conforming	0

Ethnicity

Non-Hispanic/Non-Latino	0
Hispanic/Latino	0

Race

White	0
Black or African-American	0
Asian	0
American Indian or Alaska Native	0
Native Hawaiian or Other Pacific Islander	0
Multiple	0

Chronically Homeless

Total Number of Households	0
Total Number of Persons	0

Race

Gender



Households without Children

Household and Person Breakdown

Total Number of Households	10
Total Number of Persons	12
Number of Young Adults (18-24)	2
Number of Adults (25+)	10

Gender

Female	3
Male	7
Transgender	0
Gender Non-conforming	0

Ethnicity

Non-Hispanic/Non-Latino	7
Hispanic/Latino	5

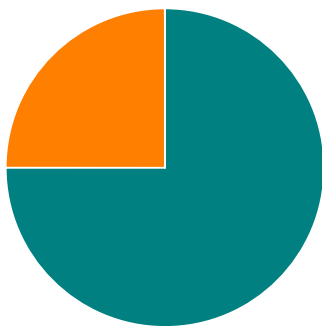
Race

White	9
Black or African-American	3
Asian	0
American Indian or Alaska Native	0
Native Hawaiian or Other Pacific Islander	0
Multiple	0

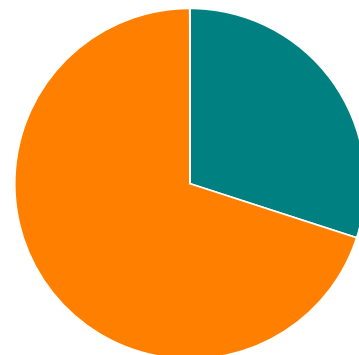
Chronically Homeless

Total Number of Persons	6
-------------------------	---

Race



Gender



■ White
 ■ Black or African American
 ■ Asian
■ American Indian
 ■ Native Hawaiian
 ■ Multiple

■ Female
 ■ Male
 ■ Transgender
 ■ Gender Non-conforming

Households with Only Children

Household and Person Breakdown

Total Number of Households	0
Total Number of Children	0

Gender

Female	0
Male	0
Transgender	0
Gender Non-conforming	0

Ethnicity

Non-Hispanic/Non-Latino	0
Hispanic/Latino	0

Race

White	0
Black or African-American	0
Asian	0
American Indian or Alaska Native	0
Native Hawaiian or Other Pacific Islander	0
Multiple	0

Chronically Homeless

Total Number of Persons	0
-------------------------	---

Race

Gender



Personal Information

Do you identify as lesbian, gay, bisexual, transgender, and/or queer (LGBTQ+)?

Yes	0
No	8
Don't Know	0
Refused	0
Total	8

Do you receive any disability benefits such as:

SSI/SSDI	1
Veterans Disability Benefits	0
None	7
Don't Know/Refused	0
Total	8

Have you ever been involved in any of the following institutions?

Child Protective Services	1
Criminal justice system	6
Drug treatment	3
Foster care	1
Long-term hospitalization	0
Mental health treatment	1
None of the above	2
Total	14
<i>*Individuals could select multiple answers*</i>	

In the last 12 months, what have been your sources of income?

Full-time employment	0
Non-cash benefits (WIC/SNAP/TANF)	0
Money from family	0
Part-time employment	0
No income	4
SSI/SSDI	1
Sex work	0
Pan handling	3
Other	1
Total	9
<i>*Individuals could select multiple answers*</i>	

What is the highest level of school you have completed?

GED	5
HS Diploma	1
Some College	1
Less than ninth grade	1
Training/Technical School	0
College graduate	0
Master's degree or higher	0
Total	8
<i>*Individuals could select multiple answers*</i>	

Veteran Questions

Under what tours of duty have you served?

Afghanistan	0
Vietnam	0
Other	0
Kuwait	0
Iraq	0
Korea	0
Total	0
<i>*Individuals could select multiple answers*</i>	

What is the length of service in years?

Less than one year	0
1-4 years	1
5-9 years	0
More than 10 years	0
Total	1

Experience with Homelessness

Where are you sleeping tonight?

Abandoned Building	0
Bus, train station, airport	0
Other	0
Outdoor Encampment	0
Park	0
Street or sidewalk	4
Under bridge/overpass	0
Vehicle	4
Total	8

Is this the first time you've been homeless?

Yes	5
No	3
Don't Know	0
Refused	0
Total	8

How old were you when you first became homeless?

Under 5	0
5-12 years old	1
13-17 years old	0
18-24 years old	0
25-34 years old	1
35-44 years old	1
45-54 years old	0
55-61 years old	0
62+	0
Total	3

How many months did you stay in shelter or on the streets over the past 3 years?

0 to 3 months	0
4 to 6 months	0
7 to 11 months	0
1 to 2 years	0
3 years or more	3
Total	3

How many separate times have you stayed in sheltered or on the streets in the past 3 years?

Fewer than 4	3
4 or more times	0
Don't Know	0
Refused	0
Total	3

How many months have you been homeless this time?

0 to 3 months	0
4 to 6 months	0
7 to 11 months	0
1 to 2 years	2
3 years or more	6
Total	8

Which of the following reasons do you feel caused your homelessness?

Addiction	1
Aged out of foster care	0
Criminal history	2
Divorce/Separation	0
Domestic Violence	0
Evicted/History of broken lease	1
Family/personal issues	0
Lack of assistance/resources	5
Moved to seek work	0
Natural Disaster	0
Other	1
Physical/mental disabilities	0
Sexual Orientation	0
Unable to pay rent/mortgage	0
Unemployment	0
Total <i>*Individuals could select multiple answers*</i>	10

Are you homeless as a result of a Hurricane or Tropical Storm?

Yes (Hurricane Harvey)	0
Yes (Other Storm/Hurricane/Natural Disaster)	0
Yes (Tropical Storm Imelda)	0
No	8
Don't Know	0
Refused	0
Total	8

Did you become homeless in the same city you are currently living in?

Yes	7
No	1
Don't Know/Refused	4
Total	12

What state were you living in when you became homeless this time?

Texas	8
Other State	0
Other Country	0
Don't Know/Refused	4
Total	12

Veteran Households

Veteran Households with at Least One Adult and One Child

Household and Person Breakdown

Total Number of Households	0
Total Number of Persons	0
Total Number of Veterans	0

Gender

Female	0
Male	0
Transgender	0
Gender Non-conforming	0

Ethnicity

Non-Hispanic/Non-Latino	0
Hispanic/Latino	0

Race

White	0
Black or African-American	0
Asian	0
American Indian or Alaska Native	0
Native Hawaiian or Other Pacific Islander	0
Multiple	0

Chronically Homeless

Total Number of Households	0
Total Number of Persons	0

Race

Gender



Veteran Households without Children

Household and Person Breakdown

Total Number of Households	1
Total Number of Persons	1
Total Number of Veterans	1

Gender

Female	1
Male	0
Transgender	0
Gender Non-conforming	0

Ethnicity

Non-Hispanic/Non-Latino	1
Hispanic/Latino	0

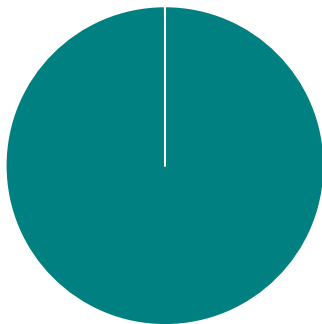
Race

White	1
Black or African-American	0
Asian	0
American Indian or Alaska Native	0
Native Hawaiian or Other Pacific Islander	0
Multiple	0

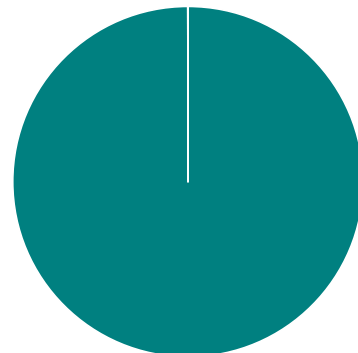
Chronically Homeless

Total Number of Households	1
Total Number of Persons	1

Race



Gender



Youth Households

Unaccompanied Youth Households

Household and Person Breakdown

Total Number of Unaccompanied Youth Households	2
Total Number of Unaccompanied Youth	2
Total Number of Unaccompanied Youth (under age 18)	0
Total Number of Unaccompanied Youth (18 to 24)	2

Gender

Female	0
Male	1
Transgender	0
Gender Non-conforming	0

Ethnicity

Non-Hispanic/Non-Latino	0
Hispanic/Latino	2

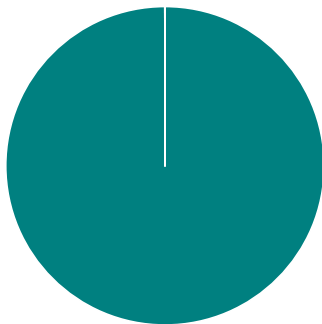
Race

White	2
Black or African-American	0
Asian	0
American Indian or Alaska Native	0
Native Hawaiian or Other Pacific Islander	0
Multiple	0

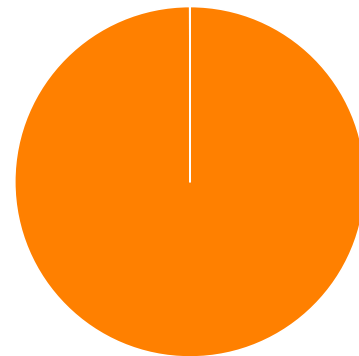
Chronically Homeless

Total Number of Persons	1
-------------------------	---

Race



Gender



■ White
 ■ Black or African American
 ■ Asian
■ American Indian
 ■ Native Hawaiian
 ■ Multiple

■ Female
 ■ Male
 ■ Transgender
 ■ Gender Non-conforming

Parenting Youth

Household and Person Breakdown

Total Number of Parenting Youth Households	0
Total Number of Persons in Parenting Youth Households	0
Total Parenting Youth	0
Total Children in Parenting Youth Households	0
Number of Parenting Youth Under 18	0
Children in Households with Parenting Youth Under 18	0
Number of Parenting Youth 18 to 24	0
Children in Households with Parenting Youth 18 to 24	0

Gender

Female	0
Male	0
Transgender	0
Gender Non-conforming	0

Ethnicity

Non-Hispanic/Non-Latino	0
Hispanic/Latino	0

Race

White	0
Black or African-American	0
Asian	0
American Indian or Alaska Native	0
Native Hawaiian or Other Pacific Islander	0
Multiple	0

Chronically Homeless

Total Number of Households	0
Total Number of Persons	0

Race

Gender



Additional Homeless Populations (Adults Only)

Serious Mental Illness	1
Substance Use Disorder	4
HIV/AIDS	0
Survivors of Domestic Violence (optional)	0

