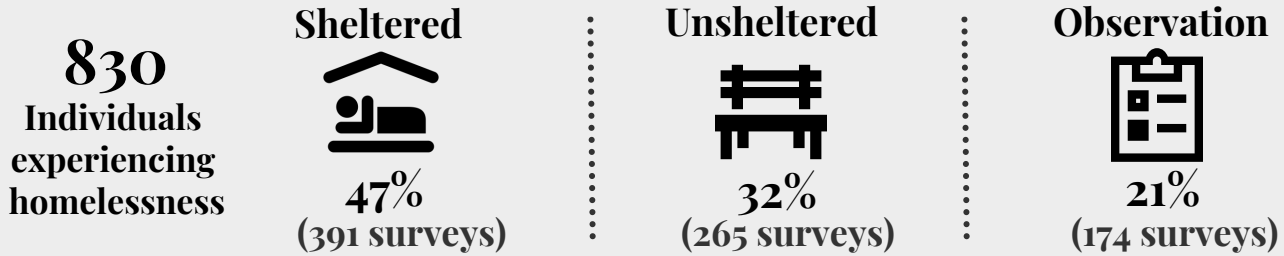


# 2020 Point-in-Time

Homeless Issues Partnership, Inc.

The Annual Point-in-Time Count (PIT) was conducted on January 23rd, 2020 to identify the needs of households residing in **Unsheltered locations** (such as cars, streets, parks, etc) as well as **Sheltered locations** (Emergency Shelter and Transitional Housing). The PIT Count aims to provide a snapshot of the individuals and families experiencing homelessness in a geographical area, over the course of one night.

*\*Responses are self-reported and/or observations and may not be representative of the entire homeless population\**



## Demographic Breakdown



- 564 Male
- 236 Female
- 2 Transgender
- 1 Gender Non-conforming
- 27 Unknown



- 586 White
- 141 African American
- 8 Asian
- 8 American Indian
- 1 Native Hawaiian
- 8 Multiple Races
- 29 Other
- 49 Unknown



- 365 Hispanic/Latino
- 421 Non-Hispanic/Non-Latino
- 44 Unknown

## Population Details



30 Households With Children



718 Households Without Children



61 Children (under the age of 18)



41 Unaccompanied Youth Households



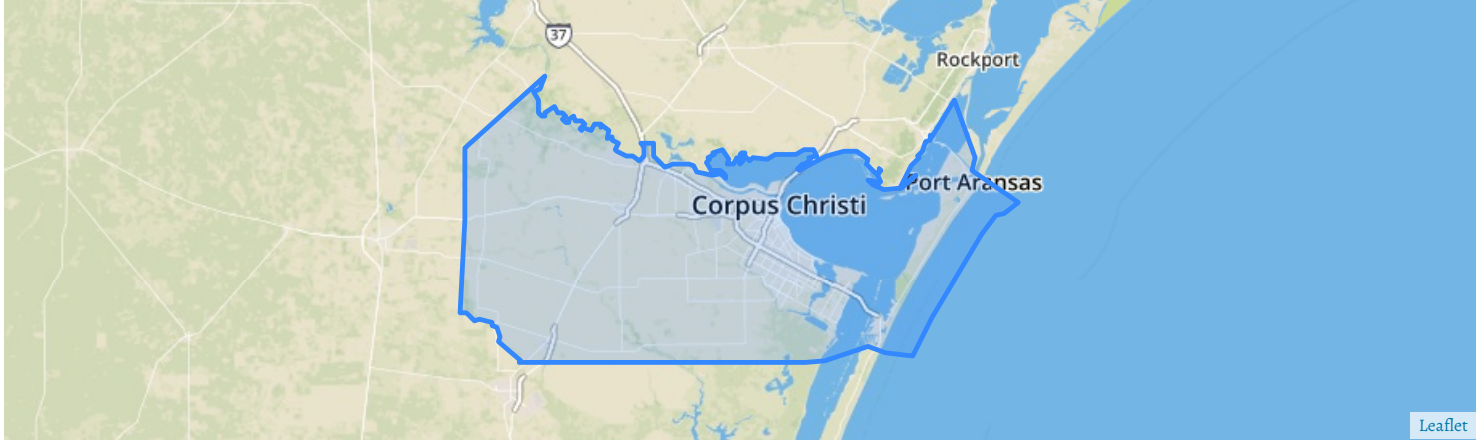
99 Chronically Homeless



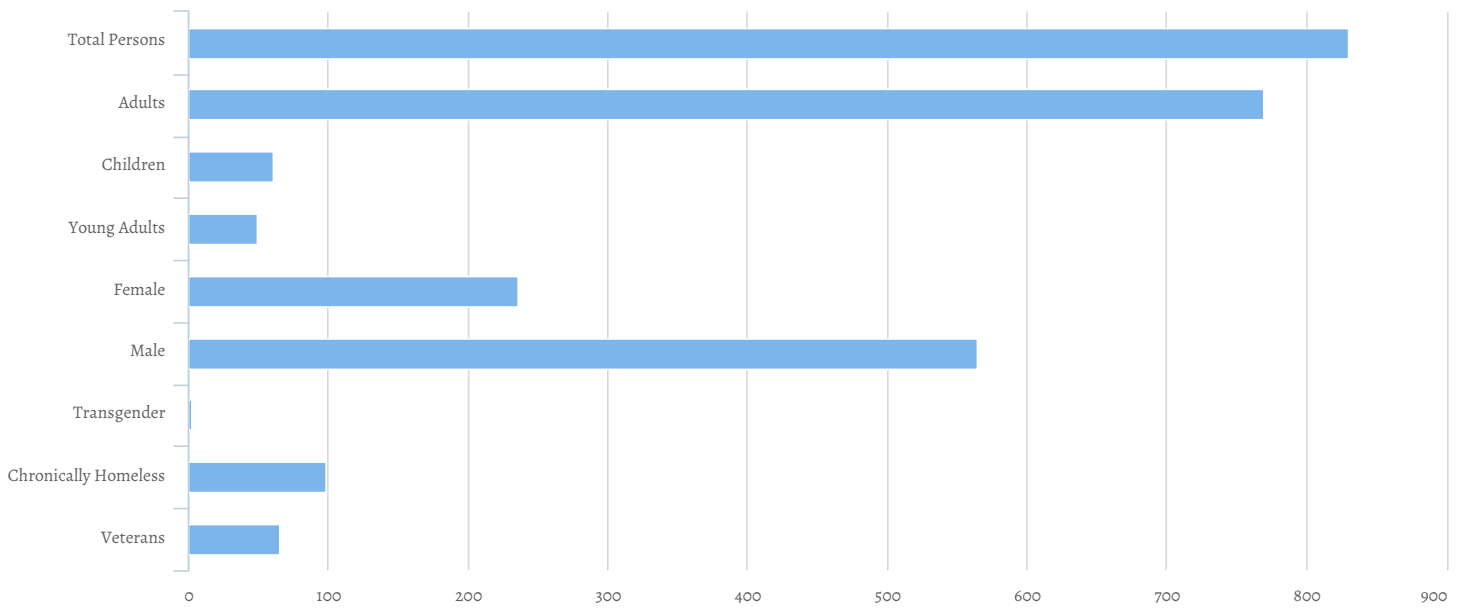
65 Veterans

Count:	Texas Balance of the State 2020 PIT	Geography:	Nueces
Created by:	Henderson,Kyra	Created on:	02/24/2020 5:55 PM

**Summary**

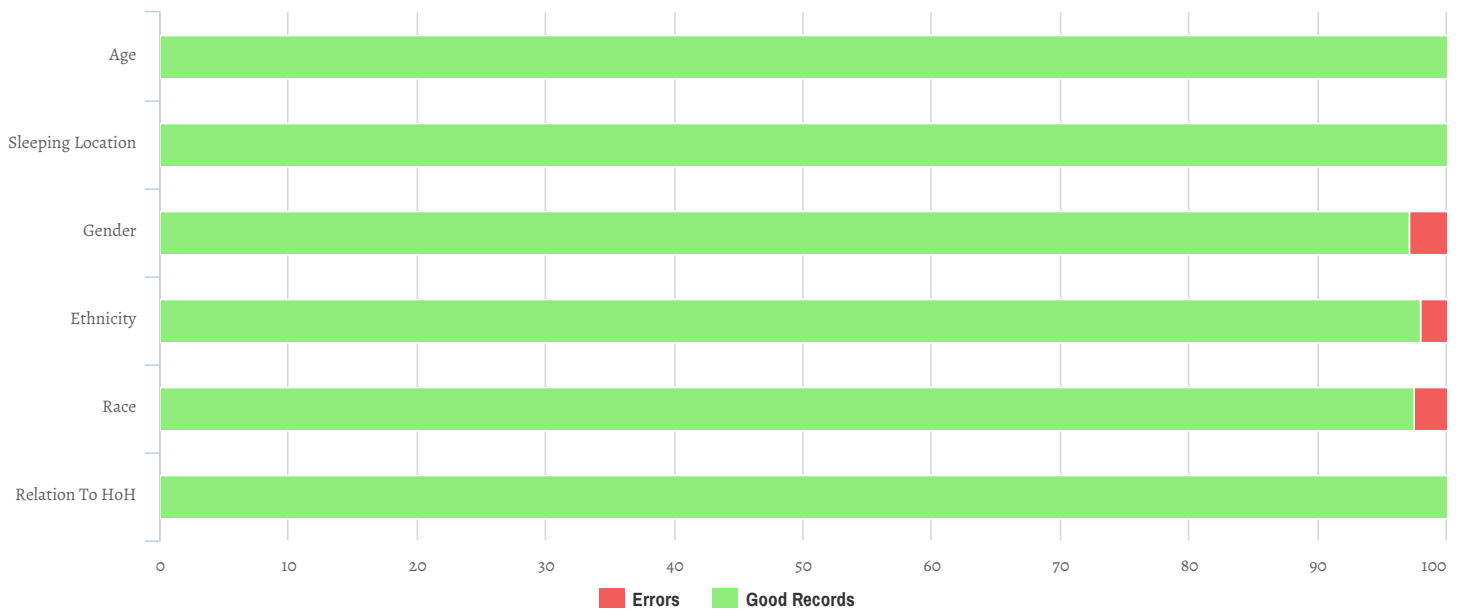


Total Persons	830
Adults (18+)	769
Children (Under 18)	61
Unknown Age	0
Unknown Age - Believe to be Adult	0
Unknown Age - Believe to be Child	0
Young Adults (18-24)	49
Female	236
Male	564
Transgender	2
Chronically Homeless	99
Veterans	65



### Data Quality Checks

Persons Missing Age Information	0
Persons Missing Sleeping Location	0
Persons Missing Gender	24
Persons Missing Ethnicity	17
Persons Missing Race	21
Persons Missing Relation to HoH	0



# All Households

## Households with at Least one Adult and One Child

### Household and Person Breakdown

Total Number of Households	30
Total Number of Persons	94
Number of Children (Under 18)	61
Number of Young Adults (18-24)	6
Number of Adults (25+)	27

### Gender

Female	51
Male	38
Transgender	0
Gender Non-conforming	0

### Ethnicity

Non-Hispanic/Non-Latino	31
Hispanic/Latino	58

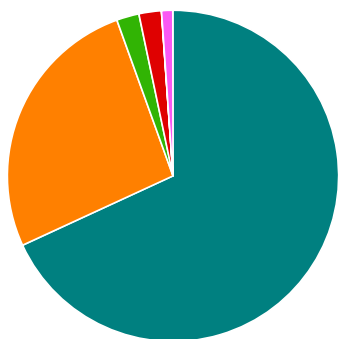
### Race

White	62
Black or African-American	24
Asian	2
American Indian or Alaska Native	2
Native Hawaiian or Other Pacific Islander	0
Multiple	1

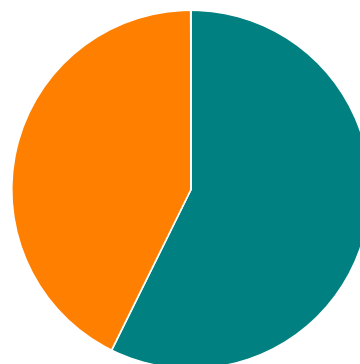
### Chronically Homeless

Total Number of Households	1
Total Number of Persons	4

Race



Gender



■ White
 ■ Black or African American
 ■ Asian
 ■ American Indian
 ■ Native Hawaiian
 ■ Multiple

■ Female
 ■ Male
 ■ Transgender
 ■ Gender Non-conforming

# Households without Children

## Household and Person Breakdown

Total Number of Households	718
Total Number of Persons	736
Number of Young Adults (18-24)	43
Number of Adults (25+)	693

## Gender

Female	185
Male	526
Transgender	2
Gender Non-conforming	1

## Ethnicity

Non-Hispanic/Non-Latino	390
Hispanic/Latino	307

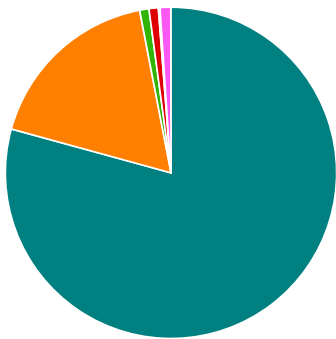
## Race

White	524
Black or African-American	117
Asian	6
American Indian or Alaska Native	6
Native Hawaiian or Other Pacific Islander	1
Multiple	7

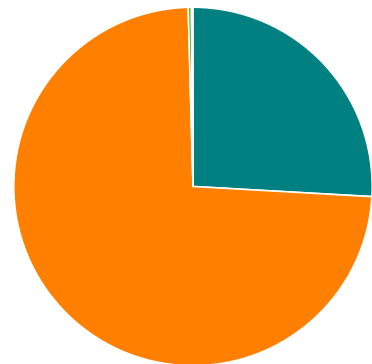
## Chronically Homeless

Total Number of Persons	95
-------------------------	----

Race



Gender



■ White   
 ■ Black or African American   
 ■ Asian   
 ■ American Indian  
■ Native Hawaiian   
 ■ Multiple

■ Female   
 ■ Male   
 ■ Transgender   
 ■ Gender Non-conforming

# Households with Only Children

## Household and Person Breakdown

Total Number of Households	0
Total Number of Children	0

## Gender

Female	0
Male	0
Transgender	0
Gender Non-conforming	0

## Ethnicity

Non-Hispanic/Non-Latino	0
Hispanic/Latino	0

## Race

White	0
Black or African-American	0
Asian	0
American Indian or Alaska Native	0
Native Hawaiian or Other Pacific Islander	0
Multiple	0

## Chronically Homeless

Total Number of Persons	0
-------------------------	---

Race

Gender

White Black or African American Asian American Indian  
Native Hawaiian Multiple

Female Male Transgender Gender Non-conforming

## Personal Information

### Do you identify as lesbian, gay, bisexual, transgender, and/or queer (LGBTQ+)?

Yes	23
No	358
Don't Know	27
Refused	137
Total	545

### Do you receive any disability benefits such as:

SSI/SSDI	90
Veterans Disability Benefits	7
None	249
Don't Know/Refused	134
Total	480

### Have you ever been involved in any of the following institutions?

Child Protective Services	45
Criminal justice system	116
Drug treatment	83
Foster care	15
Long-term hospitalization	17
Mental health treatment	75
None of the above	135
Total	486
<i>*Individuals could select multiple answers*</i>	

### In the last 12 months, what have been your sources of income?

Full-time employment	63
Non-cash benefits (WIC/SNAP/TANF)	69
Money from family	30
Part-time employment	73
No income	38
SSI/SSDI	75
Sex work	2
Pan handling	38
Other	54
Total	442
<i>*Individuals could select multiple answers*</i>	

### What is the highest level of school you have completed?

GED	96
HS Diploma	88
Some College	73
Less than ninth grade	70
Training/Technical School	16
College graduate	18
Master's degree or higher	4
Total	365
<i>*Individuals could select multiple answers*</i>	

## Veteran Questions

### Under what tours of duty have you served?

Afghanistan	3
Vietnam	13
Other	22
Kuwait	5
Iraq	8
Korea	1
Total	52
<i>*Individuals could select multiple answers*</i>	

### What is the length of service in years?

Less than one year	5
1-4 years	22
5-9 years	15
More than 10 years	11
Total	53



## Experience with Homelessness

### Where are you sleeping tonight?

Abandoned Building	27
Bus, train station, airport	1
Other	48
Outdoor Encampment	21
Park	14
Street or sidewalk	121
Under bridge/overpass	18
Vehicle	15
Total	265

### Is this the first time you've been homeless?

Yes	169
No	193
Don't Know	26
Refused	147
Total	535

### How old were you when you first became homeless?

Under 5	2
5-12 years old	7
13-17 years old	31
18-24 years old	35
25-34 years old	39
35-44 years old	24
45-54 years old	29
55-61 years old	12
62+	4
Total	183

### How many months did you stay in shelter or on the streets over the past 3 years?

0 to 3 months	54
4 to 6 months	29
7 to 11 months	15
1 to 2 years	35
3 years or more	54
Total	187

**How many separate times have you stayed in sheltered or on the streets in the past 3 years?**

Fewer than 4	97
4 or more times	70
Don't Know	14
Refused	5
Total	186

**How many months have you been homeless this time?**

0 to 3 months	118
4 to 6 months	48
7 to 11 months	34
1 to 2 years	86
3 years or more	63
Total	349

**Which of the following reasons do you feel caused your homelessness?**

Addiction	85
Aged out of foster care	4
Criminal history	54
Divorce/Separation	42
Domestic Violence	59
Evicted/History of broken lease	20
Family/personal issues	112
Lack of assistance/resources	56
Moved to seek work	28
Natural Disaster	10
Other	51
Physical/mental disabilities	68
Sexual Orientation	4
Unable to pay rent/mortgage	89
Unemployment	64
Total <i>*Individuals could select multiple answers*</i>	746

**Are you homeless as a result of a Hurricane or Tropical Storm?**

Yes (Hurricane Harvey)	21
Yes (Other Storm/Hurricane/Natural Disaster)	0
Yes (Tropical Storm Imelda)	0
No	193
Don't Know	2
Refused	13
Total	229

**Did you become homeless in the same city you are currently living in?**

Yes	232
No	115
Don't Know/Refused	483
Total	830

**What state were you living in when you became homeless this time?**

Texas	325
Other State	32
Other Country	1
Don't Know/Refused	472
Total	830

## Veteran Households

### Veteran Households with at Least One Adult and One Child

#### Household and Person Breakdown

Total Number of Households	1
Total Number of Persons	2
Total Number of Veterans	1

#### Gender

Female	1
Male	0
Transgender	0
Gender Non-conforming	0

#### Ethnicity

Non-Hispanic/Non-Latino	1
Hispanic/Latino	0

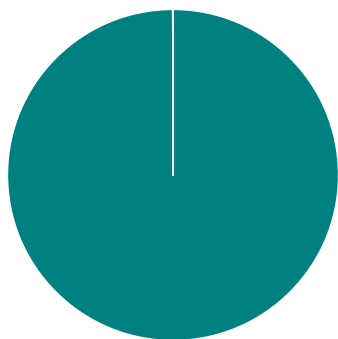
#### Race

White	1
Black or African-American	0
Asian	0
American Indian or Alaska Native	0
Native Hawaiian or Other Pacific Islander	0
Multiple	0

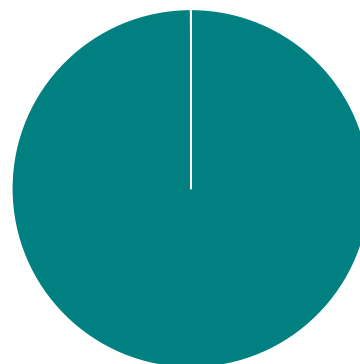
#### Chronically Homeless

Total Number of Households	0
Total Number of Persons	0

Race



Gender



■ White   
 ■ Black or African American   
 ■ Asian   
 ■ American Indian  
■ Native Hawaiian   
 ■ Multiple

■ Female   
 ■ Male   
 ■ Transgender   
 ■ Gender Non-conforming

# Veteran Households without Children

## Household and Person Breakdown

Total Number of Households	64
Total Number of Persons	66
Total Number of Veterans	64

## Gender

Female	7
Male	57
Transgender	0
Gender Non-conforming	0

## Ethnicity

Non-Hispanic/Non-Latino	38
Hispanic/Latino	24

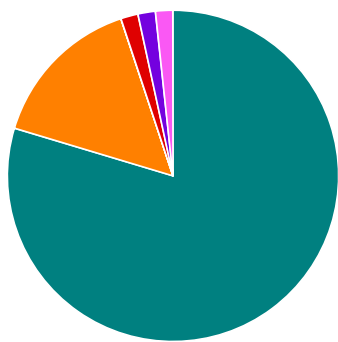
## Race

White	47
Black or African-American	9
Asian	0
American Indian or Alaska Native	1
Native Hawaiian or Other Pacific Islander	1
Multiple	1

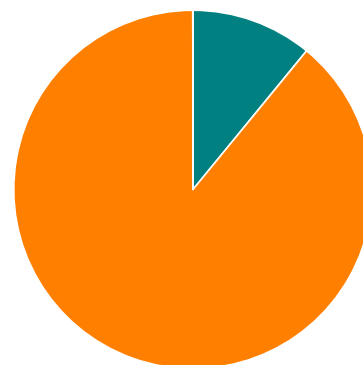
## Chronically Homeless

Total Number of Households	15
Total Number of Persons	16

Race



Gender



■ White   
 ■ Black or African American   
 ■ Asian   
 ■ American Indian  
■ Native Hawaiian   
 ■ Multiple

■ Female   
 ■ Male   
 ■ Transgender   
 ■ Gender Non-conforming

# Youth Households

## Unaccompanied Youth Households

### Household and Person Breakdown

Total Number of Unaccompanied Youth Households	41
Total Number of Unaccompanied Youth	41
Total Number of Unaccompanied Youth (under age 18)	0
Total Number of Unaccompanied Youth (18 to 24)	41

### Gender

Female	10
Male	28
Transgender	0
Gender Non-conforming	0

### Ethnicity

Non-Hispanic/Non-Latino	13
Hispanic/Latino	28

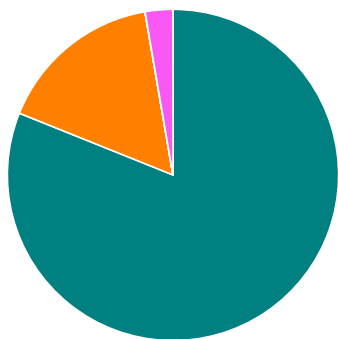
### Race

White	30
Black or African-American	6
Asian	0
American Indian or Alaska Native	0
Native Hawaiian or Other Pacific Islander	0
Multiple	1

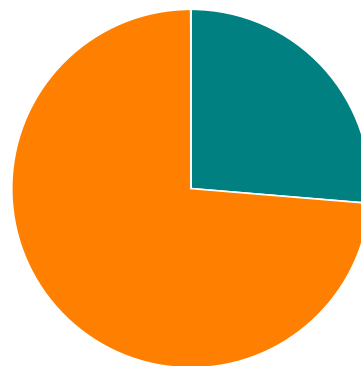
### Chronically Homeless

Total Number of Persons	1
-------------------------	---

Race



Gender



■ White   
 ■ Black or African American   
 ■ Asian   
 ■ American Indian  
■ Native Hawaiian   
 ■ Multiple

■ Female   
 ■ Male   
 ■ Transgender   
 ■ Gender Non-conforming

# Parenting Youth

## Household and Person Breakdown

Total Number of Parenting Youth Households	5
Total Number of Persons in Parenting Youth Households	16
Total Parenting Youth	5
Total Children in Parenting Youth Households	11
Number of Parenting Youth Under 18	0
Children in Households with Parenting Youth Under 18	0
Number of Parenting Youth 18 to 24	5
Children in Households with Parenting Youth 18 to 24	11

## Gender

Female	4
Male	1
Transgender	0
Gender Non-conforming	0

## Ethnicity

Non-Hispanic/Non-Latino	1
Hispanic/Latino	4

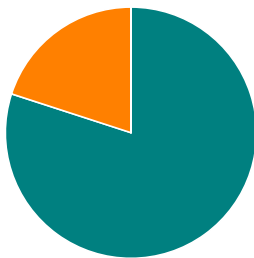
## Race

White	4
Black or African-American	1
Asian	0
American Indian or Alaska Native	0
Native Hawaiian or Other Pacific Islander	0
Multiple	0

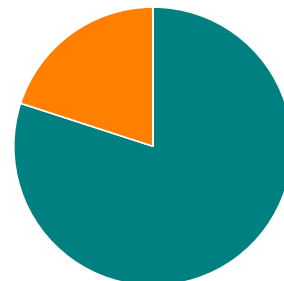
## Chronically Homeless

Total Number of Households	0
Total Number of Persons	0

Race



Gender



■ White
 ■ Black or African American
 ■ Asian
 ■ American Indian
 ■ Native Hawaiian
 ■ Multiple

■ Female
 ■ Male
 ■ Transgender
 ■ Gender Non-conforming

## Additional Homeless Populations (Adults Only)

Serious Mental Illness	101
Substance Use Disorder	59
HIV/AIDS	5
Survivors of Domestic Violence (optional)	69

