

2021 PIT Count Results (FAQ)

Q: Why is the PIT number so different from last year?

In an effort to promote safety during the global pandemic, the Continuum of Care board voted to cancel the 2021 Unsheltered count. Some communities opted to conduct an observation count of those experiencing unsheltered homelessness; however, this data is not as accurate as doing the full unsheltered count. It is also important to consider that while the sheltered count occurred as normal, the surveys were shortened in order to limit the amount of time required for face to face interaction.

Q: What is an observation count?

The observation count can also be referred to as a head count. This count only asked questions related to age, location, reason the volunteer felt like the person was experiencing homelessness, and observable unique characteristics that might help to ensure the person was not counted twice during the PIT date.

Q: What should we do with this data since it is not as accurate?

The sheltered data should be accurate, although many shelters saw a decrease in their capacity and occupancy specifically because of the global pandemic. The observation count, if your community participated, should be used sparingly and in conjunction with other more comprehensive data sets like your 2020 Unsheltered Count data, HMIS homelessness outreach data, school district homeless data, etc.

Q: Do you have any recommendations on how to present this data?

If you are going to present this data, I would recommend that you include a clear description of the difference between a "normal count year" and the 2021 count. This can include the instructional materials that were created as well as narrative from the PIT leads/ volunteers about how the count planning shifted. As stated above, whenever possible, please try to use previous count data or other homeless data sets. You can find the last five years of PIT count data as well as 2021 instructional guides on the [THN website \(hyperlinked\)](#).

Q: What additional assistance can THN provide?

If your community is interested in having an infographic created, please contact Kyra Henderson at kyra@thn.org with your request. Additionally, if you would like assistance writing a press release or talking to the media, you can contact Kyra for quotes, talking points around your data set, or templates based on your needs. Please, if possible, allow at least 48 hours when making these requests and be specific with your requirements.

2021 Sheltered Point-in-Time

..... Gulf Coast Homeless Coalition

The Annual Point-in-Time Count (PIT) was conducted on January 28th, 2021. This year the CoC opted to only conduct a sheltered count due to complications from COVID-19.

The PIT Count aims to provide a snapshot of the individuals and families experiencing homelessness in a geographical area, over the course of one night.

Responses are self-reported and/or observations and may not be representative of the entire homeless population

149

Individuals experiencing sheltered homelessness



122

Emergency Shelter



27

Transitional Housing

2021 Unsheltered Count

Each community was given the option to conduct a socially distanced observation count of those staying in unsheltered locations (streets, cars, outdoor encampments, etc).

Gulf Coast Homeless Coalition decided to opt-out of the unsheltered count at the recommendation of the Texas Balance of State Continuum of Care Board

[*Click here to view the 2020 unsheltered count*](#)

Sheltered Demographic Breakdown



- 80 Male
- 65 Female
- 4 Unknown



- 84 White
- 45 African American
- 14 Other
- 2 Asian
- 1 American Indian
- 3 Unknown



- 95 Non-Hispanic/ Non-Latino
- 48 Hispanic/Latino
- 6 Unknown

Sheltered Population Details



33

Experiencing homelessness because of COVID-19



24

Households With Children



78

Households Without Children



44

Children (under the age of 18)



19

Unaccompanied Youth Households



4

Chronically Homeless



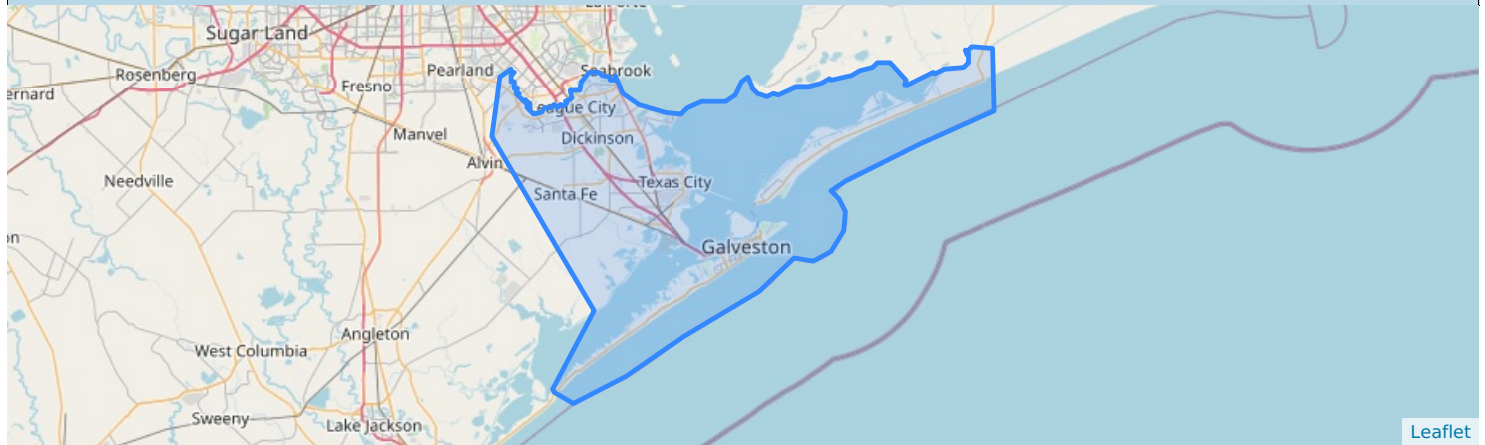
7

Veterans

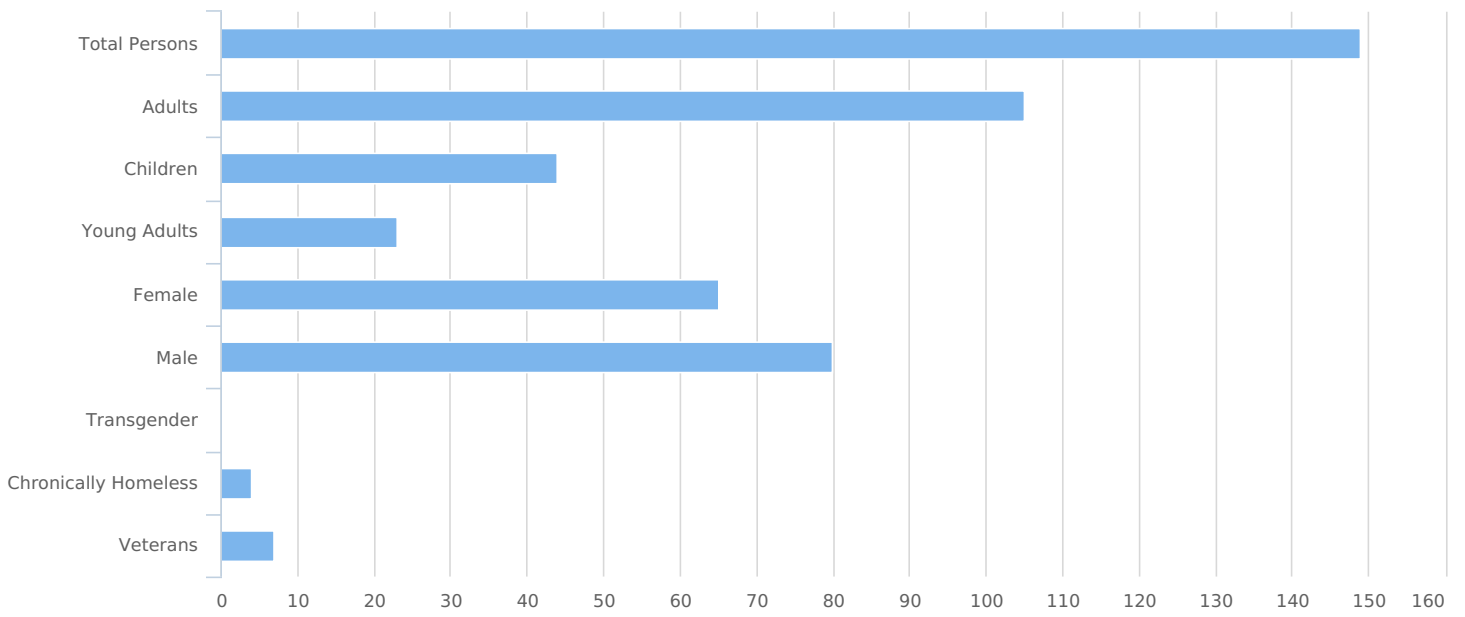
HUD Point in Time Report - Sheltered

Count:	Texas Balance of State 2021 PIT Count	Geography:	Galveston
Organization:	All Organizations		
Project:	All Projects	Project Type:	All Project Types
Created by:	Henderson,Kyra	Created on:	04/05/2021 10:39 PM

Summary

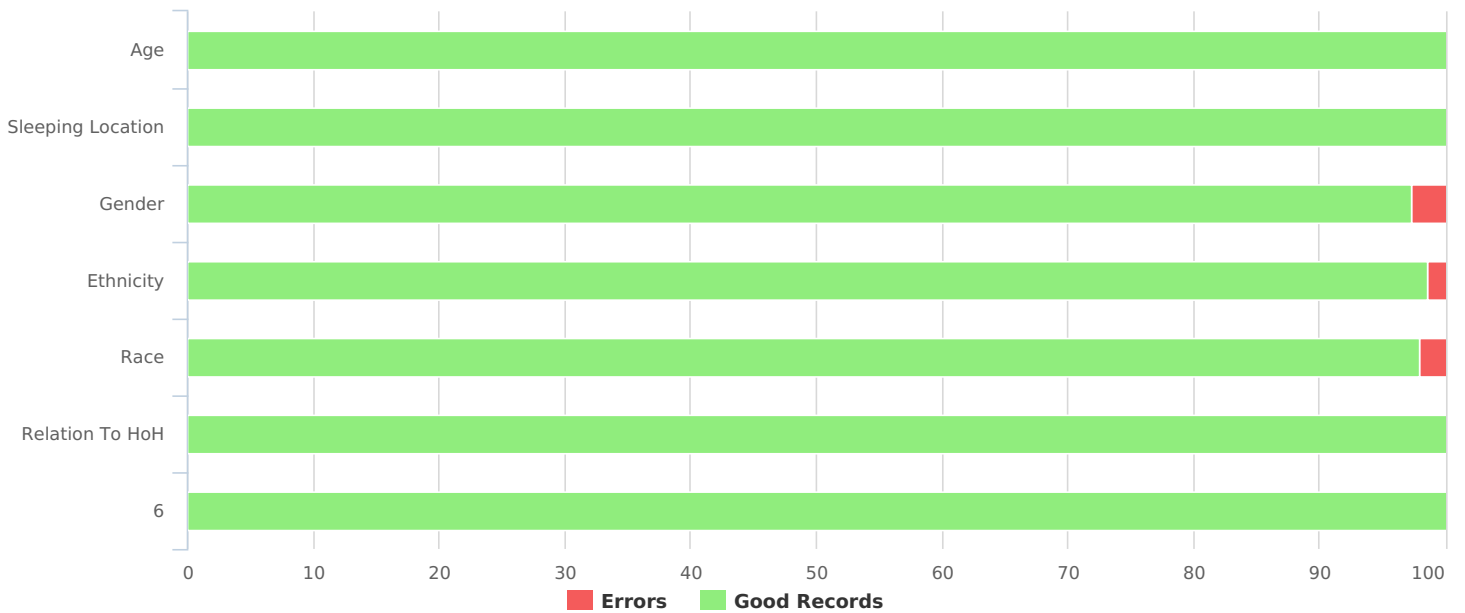


Total Persons	149
Adults (18+)	105
Children (Under 18)	44
Unknown Age	0
Unknown Age - Believe to be Adult	0
Unknown Age - Believe to be Child	0
Young Adults (18-24)	23
Female	65
Male	80
Transgender	0
Chronically Homeless	4
Veterans	7



Data Quality Checks

Persons Missing Age Information	0
Persons Missing Sleeping Location	0
Persons Missing Gender	4
Persons Missing Ethnicity	2
Persons Missing Race	3
Persons Missing Relation to HoH	0
Persons with Unknown Household Type	0



All Households

Households with at Least one Adult and One Child

Household and Person Breakdown

Total Number of Households	24
Total Number of Persons	69
Number of Children (Under 18)	42
Number of Young Adults (18-24)	4
Number of Adults (25+)	23

Gender

Female	39
Male	26
Transgender	0
Gender Non-conforming	0

Ethnicity

Non-Hispanic/Non-Latino	41
Hispanic/Latino	25

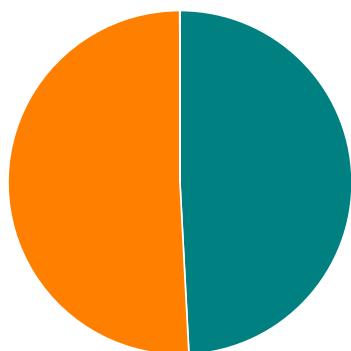
Race

White	30
Black or African-American	31
Asian	0
American Indian or Alaska Native	0
Native Hawaiian or Other Pacific Islander	0
Multiple	0

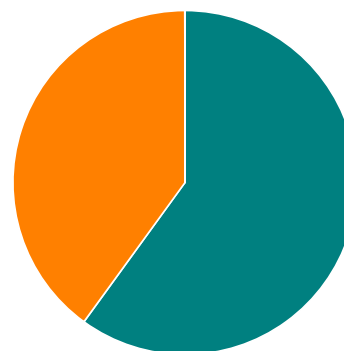
Chronically Homeless

Total Number of Households	0
Total Number of Persons	0

Race



Gender



■ White
 ■ Black or African American
 ■ Asian
■ American Indian
 ■ Native Hawaiian
 ■ Multiple

■ Female
 ■ Male
 ■ Transgender
■ Gender Non-conforming

Households without Children

Household and Person Breakdown

Total Number of Households	78
Total Number of Persons	78
Number of Young Adults (18-24)	19
Number of Adults (25+)	59

Gender

Female	24
Male	54
Transgender	0
Gender Non-conforming	0

Ethnicity

Non-Hispanic/Non-Latino	52
Hispanic/Latino	23

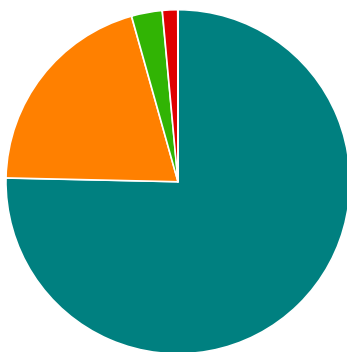
Race

White	52
Black or African-American	14
Asian	2
American Indian or Alaska Native	1
Native Hawaiian or Other Pacific Islander	0
Multiple	0

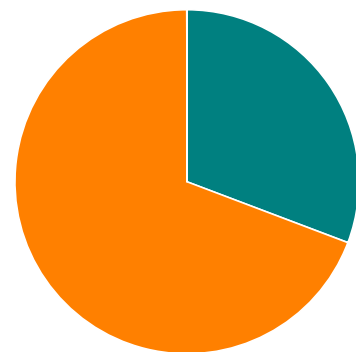
Chronically Homeless

Total Number of Persons	4
-------------------------	---

Race



Gender



■ White
 ■ Black or African American
 ■ Asian
 ■ American Indian
 ■ Native Hawaiian
 ■ Multiple

■ Female
 ■ Male
 ■ Transgender
 ■ Gender Non-conforming

Households with Only Children

Household and Person Breakdown

Total Number of Households	1
Total Number of Children	2

Gender

Female	2
Male	0
Transgender	0
Gender Non-conforming	0

Ethnicity

Non-Hispanic/Non-Latino	2
Hispanic/Latino	0

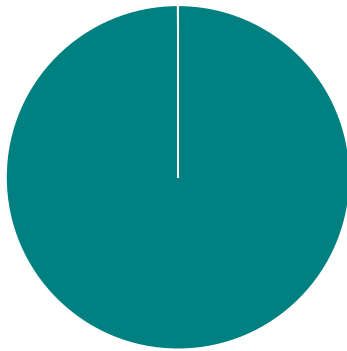
Race

White	2
Black or African-American	0
Asian	0
American Indian or Alaska Native	0
Native Hawaiian or Other Pacific Islander	0
Multiple	0

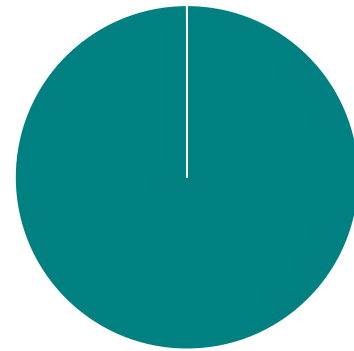
Chronically Homeless

Total Number of Persons	0
-------------------------	---

Race



Gender



■ White
 ■ Black or African American
 ■ Asian
■ American Indian
 ■ Native Hawaiian
 ■ Multiple

■ Female
 ■ Male
 ■ Transgender
■ Gender Non-conforming

Personal Information

Do you identify as lesbian, gay, bisexual, transgender, and/or queer (LGBTQ+)?

Yes	1
No	94
Don't Know	7
Refused	1
Total	103

Are you experiencing homelessness because of COVID-19?

Yes	33
No	70
Don't Know	1
Refused	0
Total	104

If you are experiencing homelessness because of COVID-19, what reason caused your current situation? (Select all that apply)

Eviction	10
Illness due to the COVID-19 virus	0
Loss of job	21
Unable to pay rent/mortgage	17
Total	48
<i>*Individuals could select multiple answers*</i>	

Veteran Questions

What is the length of service in years?

Less than one year	2
1-4 years	2
5-9 years	0
More than 10 years	1
Total	5

Experience with Homelessness

Is this the first time you've been homeless?

Yes	45
No	44
Don't Know	14
Refused	1
Total	104

How old were you when you first became homeless?

Under 5 years old	0
5-12 years old	0
13-17 years old	3
18-24 years old	5
25-54 years old	27
55-61 years old	5
62+ years old	1
Total	41

How many months did you stay in shelter or on the streets over the past 3 years?

0 to 3 months	22
4 to 6 months	13
7 to 11 months	9
1 to 2 years	7
3 years or more	2
Total	53

How many separate times have you stayed in sheltered or on the streets in the past 3 years?

Fewer than 4	33
4 or more times	11
Don't Know	11
Refused	0
Total	55

How many months have you been homeless this time?

0 to 3 months	61
4 to 6 months	21
7 to 11 months	12
1 to 2 years	5
3 years or more	1
Total	100

Veteran Households

Veteran Households with at Least One Adult and One Child

Household and Person Breakdown

Total Number of Households	0
Total Number of Persons	0
Total Number of Veterans	0

Gender

Female	0
Male	0
Transgender	0
Gender Non-conforming	0

Ethnicity

Non-Hispanic/Non-Latino	0
Hispanic/Latino	0

Race

White	0
Black or African-American	0
Asian	0
American Indian or Alaska Native	0
Native Hawaiian or Other Pacific Islander	0
Multiple	0

Chronically Homeless

Total Number of Households	0
Total Number of Persons	0

Race

Gender

■ White
 ■ Black or African American
 ■ Asian
■ American Indian
 ■ Native Hawaiian
 ■ Multiple

■ Female
 ■ Male
 ■ Transgender
■ Gender Non-conforming

Veteran Households without Children

Household and Person Breakdown

Total Number of Households	7
Total Number of Persons	7
Total Number of Veterans	7

Gender

Female	3
Male	4
Transgender	0
Gender Non-conforming	0

Ethnicity

Non-Hispanic/Non-Latino	5
Hispanic/Latino	1

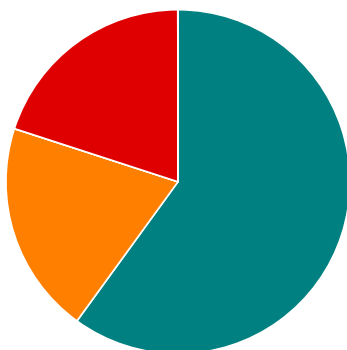
Race

White	3
Black or African-American	1
Asian	0
American Indian or Alaska Native	1
Native Hawaiian or Other Pacific Islander	0
Multiple	0

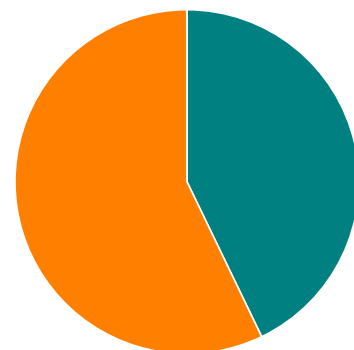
Chronically Homeless

Total Number of Households	0
Total Number of Persons	0

Race



Gender



■ White
 ■ Black or African American
 ■ Asian
■ American Indian
 ■ Native Hawaiian
 ■ Multiple

■ Female
 ■ Male
 ■ Transgender
■ Gender Non-conforming

Youth Households

Unaccompanied Youth Households

Household and Person Breakdown

Total Number of Unaccompanied Youth Households	19
Total Number of Unaccompanied Youth	19
Total Number of Unaccompanied Youth (under age 18)	0
Total Number of Unaccompanied Youth (18 to 24)	19

Gender

Female	5
Male	14
Transgender	0
Gender Non-conforming	0

Ethnicity

Non-Hispanic/Non-Latino	5
Hispanic/Latino	14

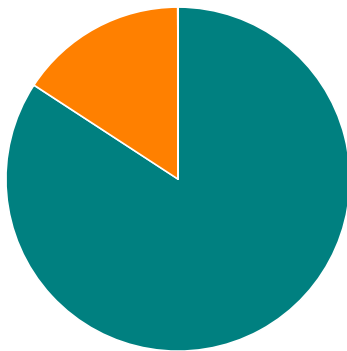
Race

White	16
Black or African-American	3
Asian	0
American Indian or Alaska Native	0
Native Hawaiian or Other Pacific Islander	0
Multiple	0

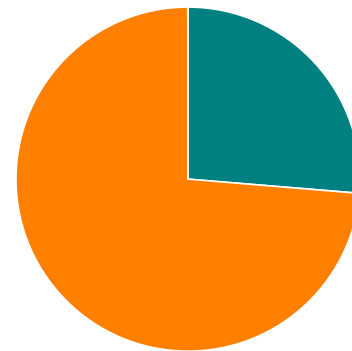
Chronically Homeless

Total Number of Persons	0
-------------------------	---

Race



Gender



■ White
 ■ Black or African American
 ■ Asian
■ American Indian
 ■ Native Hawaiian
 ■ Multiple

■ Female
 ■ Male
 ■ Transgender
■ Gender Non-conforming

Parenting Youth

Household and Person Breakdown

Total Number of Parenting Youth Households	3
Total Number of Persons in Parenting Youth Households	7
Total Parenting Youth	3
Total Children in Parenting Youth Households	5
Number of Parenting Youth Under 18	1
Children in Households with Parenting Youth Under 18	1
Number of Parenting Youth 18 to 24	2
Children in Households with Parenting Youth 18 to 24	3

Gender

Female	3
Male	0
Transgender	0
Gender Non-conforming	0

Ethnicity

Non-Hispanic/Non-Latino	2
Hispanic/Latino	1

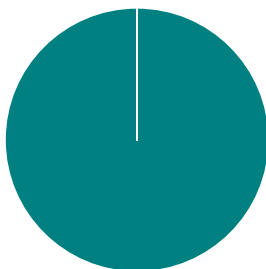
Race

White	3
Black or African-American	0
Asian	0
American Indian or Alaska Native	0
Native Hawaiian or Other Pacific Islander	0
Multiple	0

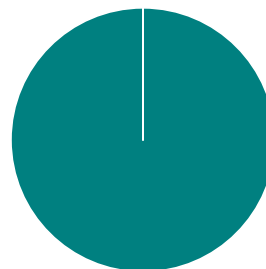
Chronically Homeless

Total Number of Households	0
Total Number of Persons	0

Race



Gender



■ White
 ■ Black or African American
 ■ Asian
 ■ American Indian
 ■ Native Hawaiian
 ■ Multiple

■ Female
 ■ Male
 ■ Transgender
 ■ Gender Non-conforming

Additional Homeless Populations (Adults Only)

Serious Mental Illness	16
Substance Use Disorder	7
HIV/AIDS	2
Survivors of Domestic Violence (optional)	19

