

# 2021 PIT Count Results (FAQ)

## Q: Why is the PIT number so different from last year?

In an effort to promote safety during the global pandemic, the Continuum of Care board voted to cancel the 2021 Unsheltered count. Some communities opted to conduct an observation count of those experiencing unsheltered homelessness; however, this data is not as accurate as doing the full unsheltered count. It is also important to consider that while the sheltered count occurred as normal, the surveys were shortened in order to limit the amount of time required for face to face interaction.

## Q: What is an observation count?

The observation count can also be referred to as a head count. This count only asked questions related to age, location, reason the volunteer felt like the person was experiencing homelessness, and observable unique characteristics that might help to ensure the person was not counted twice during the PIT date.

## Q: What should we do with this data since it is not as accurate?

The sheltered data should be accurate, although many shelters saw a decrease in their capacity and occupancy specifically because of the global pandemic. The observation count, if your community participated, should be used sparingly and in conjunction with other more comprehensive data sets like your 2020 Unsheltered Count data, HMIS homelessness outreach data, school district homeless data, etc.

## Q: Do you have any recommendations on how to present this data?

If you are going to present this data, I would recommend that you include a clear description of the difference between a "normal count year" and the 2021 count. This can include the instructional materials that were created as well as narrative from the PIT leads/ volunteers about how the count planning shifted. As stated above, whenever possible, please try to use previous count data or other homeless data sets. You can find the last five years of PIT count data as well as 2021 instructional guides on the [THN website \(hyperlinked\)](#).

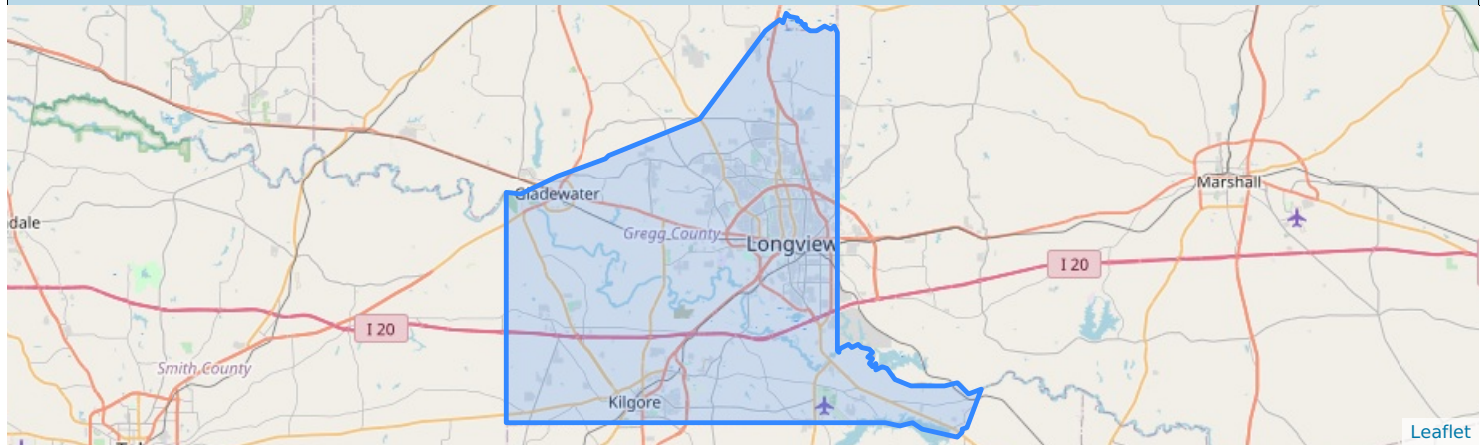
## Q: What additional assistance can THN provide?

If your community is interested in having an infographic created, please contact Kyra Henderson at [kyra@thn.org](mailto:kyra@thn.org) with your request. Additionally, if you would like assistance writing a press release or talking to the media, you can contact Kyra for quotes, talking points around your data set, or templates based on your needs. Please, if possible, allow at least 48 hours when making these requests and be specific with your requirements.

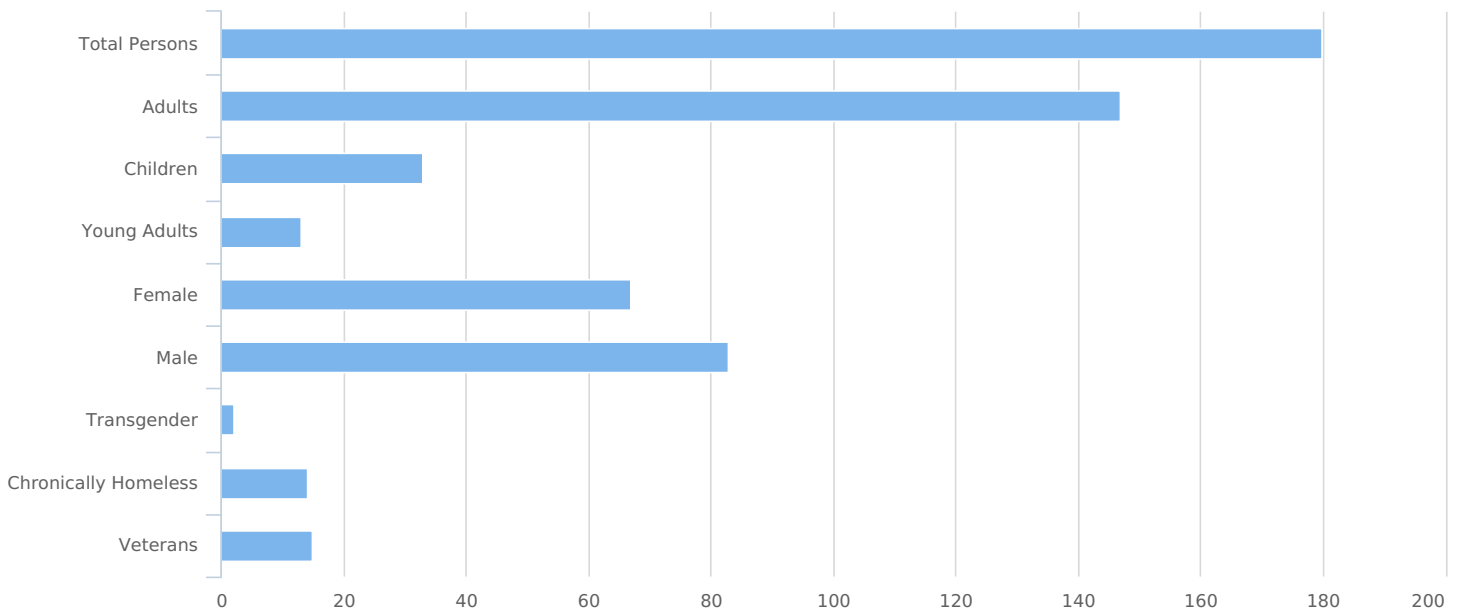
# HUD Point in Time Report - Sheltered

Count:	Texas Balance of State 2021 PIT Count	Geography:	Gregg
Organization:	All Organizations		
Project:	All Projects	Project Type:	All Project Types
Created by:	Henderson,Kyra	Created on:	03/08/2021 11:55 AM

## Summary

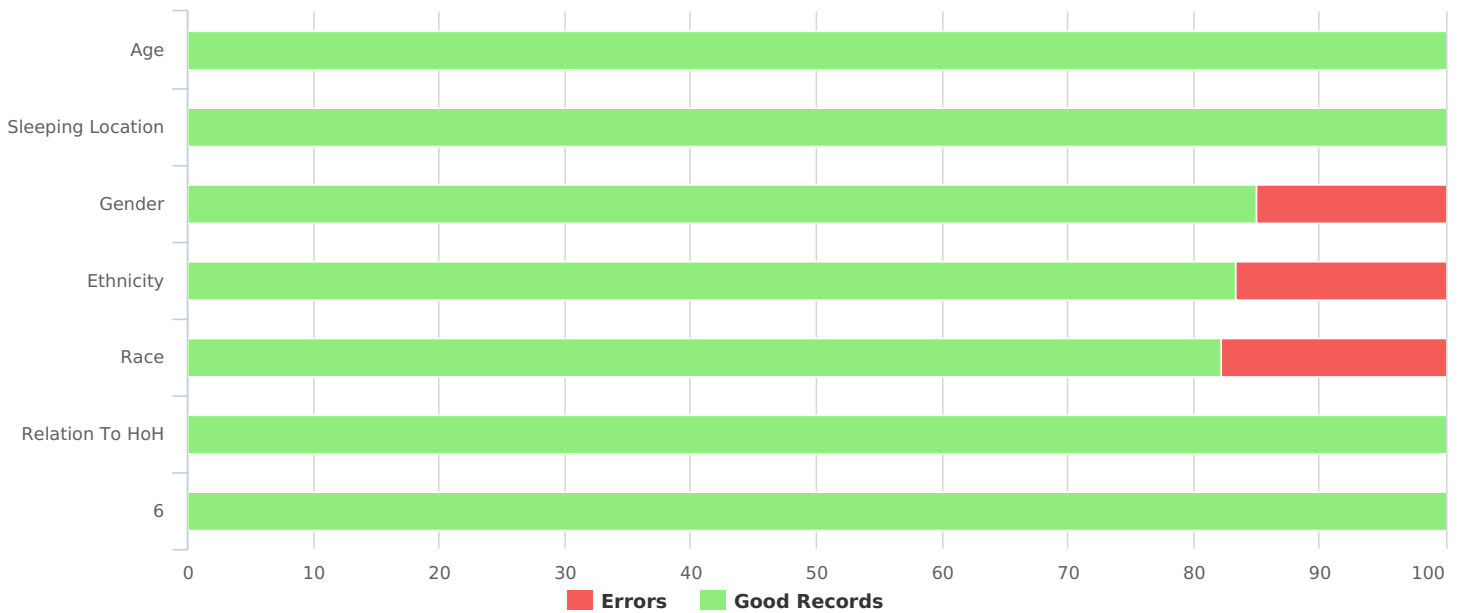


Total Persons	180
Adults (18+)	147
Children (Under 18)	33
Unknown Age	0
Unknown Age - Believe to be Adult	0
Unknown Age - Believe to be Child	0
Young Adults (18-24)	13
Female	67
Male	83
Transgender	2
Chronically Homeless	14
Veterans	15



### Data Quality Checks

Persons Missing Age Information	0
Persons Missing Sleeping Location	0
Persons Missing Gender	27
Persons Missing Ethnicity	30
Persons Missing Race	32
Persons Missing Relation to HoH	0
Persons with Unknown Household Type	0



## All Households

### Households with at Least one Adult and One Child

#### Household and Person Breakdown

Total Number of Households	16
Total Number of Persons	49
Number of Children (Under 18)	33
Number of Young Adults (18-24)	2
Number of Adults (25+)	14

#### Gender

Female	22
Male	2
Transgender	0
Gender Non-conforming	0

#### Ethnicity

Non-Hispanic/Non-Latino	15
Hispanic/Latino	8

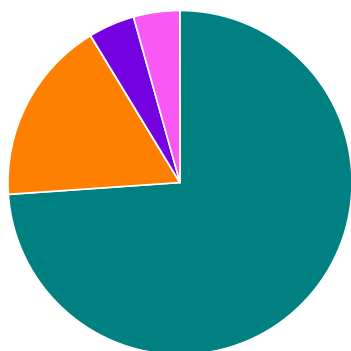
#### Race

White	17
Black or African-American	4
Asian	0
American Indian or Alaska Native	0
Native Hawaiian or Other Pacific Islander	1
Multiple	1

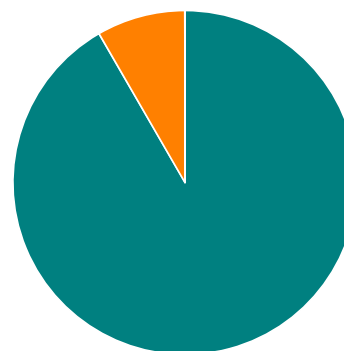
#### Chronically Homeless

Total Number of Households	0
Total Number of Persons	0

Race



Gender



■ White   
 ■ Black or African American   
 ■ Asian  
■ American Indian   
 ■ Native Hawaiian   
 ■ Multiple

■ Female   
 ■ Male   
 ■ Transgender  
■ Gender Non-conforming

# Households without Children

## Household and Person Breakdown

Total Number of Households	129
Total Number of Persons	131
Number of Young Adults (18-24)	11
Number of Adults (25+)	120

## Gender

Female	45
Male	81
Transgender	2
Gender Non-conforming	1

## Ethnicity

Non-Hispanic/Non-Latino	117
Hispanic/Latino	6

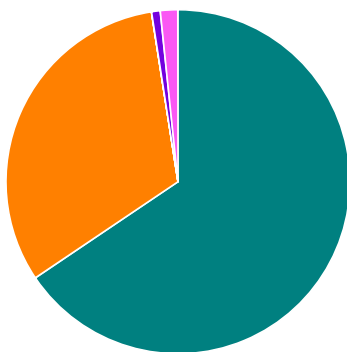
## Race

White	80
Black or African-American	39
Asian	0
American Indian or Alaska Native	0
Native Hawaiian or Other Pacific Islander	1
Multiple	2

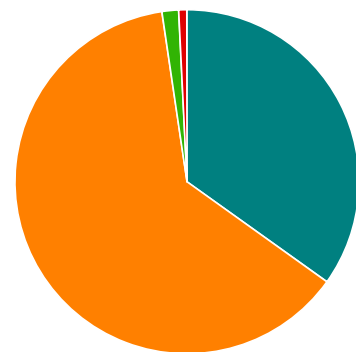
## Chronically Homeless

Total Number of Persons	14
-------------------------	----

Race



Gender



■ White   
 ■ Black or African American   
 ■ Asian  
■ American Indian   
 ■ Native Hawaiian   
 ■ Multiple

■ Female   
 ■ Male   
 ■ Transgender  
■ Gender Non-conforming

# Households with Only Children

## Household and Person Breakdown

Total Number of Households	0
Total Number of Children	0

## Gender

Female	0
Male	0
Transgender	0
Gender Non-conforming	0

## Ethnicity

Non-Hispanic/Non-Latino	0
Hispanic/Latino	0

## Race

White	0
Black or African-American	0
Asian	0
American Indian or Alaska Native	0
Native Hawaiian or Other Pacific Islander	0
Multiple	0

## Chronically Homeless

Total Number of Persons	0
-------------------------	---

Race

Gender

■ White   
 ■ Black or African American   
 ■ Asian  
■ American Indian   
 ■ Native Hawaiian   
 ■ Multiple

■ Female   
 ■ Male   
 ■ Transgender  
■ Gender Non-conforming

## Personal Information

### Do you identify as lesbian, gay, bisexual, transgender, and/or queer (LGBTQ+)?

Yes	8
No	122
Don't Know	10
Refused	3
Total	143

### Are you experiencing homelessness because of COVID-19?

Yes	20
No	124
Don't Know	0
Refused	0
Total	144

### If you are experiencing homelessness because of COVID-19, what reason caused your current situation? (Select all that apply)

Eviction	3
Illness due to the COVID-19 virus	0
Loss of job	12
Unable to pay rent/mortgage	7
Total	22

*\*Individuals could select multiple answers\**

## Veteran Questions

### What is the length of service in years?

Less than one year	0
1-4 years	9
5-9 years	3
More than 10 years	2
Total	14

## Experience with Homelessness

### Is this the first time you've been homeless?

Yes	56
No	81
Don't Know	3
Refused	2
Total	142

### How old were you when you first became homeless?

Under 5 years old	0
5-12 years old	0
13-17 years old	6
18-24 years old	18
25-54 years old	51
55-61 years old	5
62+ years old	1
Total	81

### How many months did you stay in shelter or on the streets over the past 3 years?

0 to 3 months	23
4 to 6 months	17
7 to 11 months	12
1 to 2 years	20
3 years or more	9
Total	81

### How many separate times have you stayed in sheltered or on the streets in the past 3 years?

Fewer than 4	63
4 or more times	17
Don't Know	3
Refused	0
Total	83

### How many months have you been homeless this time?

0 to 3 months	47
4 to 6 months	29
7 to 11 months	26
1 to 2 years	20
3 years or more	14
Total	136



## Veteran Households

### Veteran Households with at Least One Adult and One Child

#### Household and Person Breakdown

Total Number of Households	1
Total Number of Persons	2
Total Number of Veterans	1

#### Gender

Female	1
Male	0
Transgender	0
Gender Non-conforming	0

#### Ethnicity

Non-Hispanic/Non-Latino	1
Hispanic/Latino	0

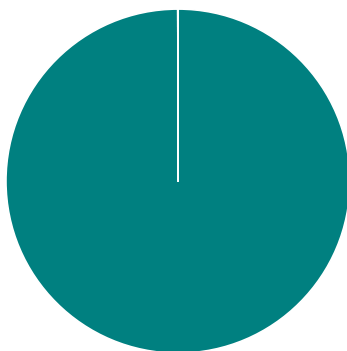
#### Race

White	1
Black or African-American	0
Asian	0
American Indian or Alaska Native	0
Native Hawaiian or Other Pacific Islander	0
Multiple	0

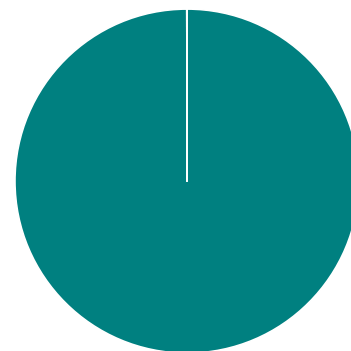
#### Chronically Homeless

Total Number of Households	0
Total Number of Persons	0

Race



Gender



■ White   
 ■ Black or African American   
 ■ Asian  
■ American Indian   
 ■ Native Hawaiian   
 ■ Multiple

■ Female   
 ■ Male   
 ■ Transgender  
■ Gender Non-conforming

# Veteran Households without Children

## Household and Person Breakdown

Total Number of Households	14
Total Number of Persons	14
Total Number of Veterans	14

## Gender

Female	1
Male	12
Transgender	0
Gender Non-conforming	1

## Ethnicity

Non-Hispanic/Non-Latino	13
Hispanic/Latino	1

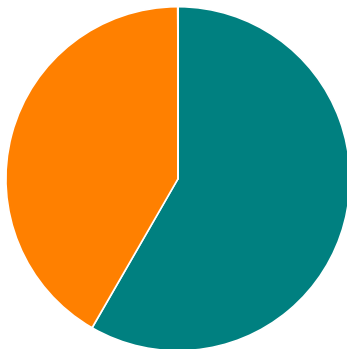
## Race

White	7
Black or African-American	5
Asian	0
American Indian or Alaska Native	0
Native Hawaiian or Other Pacific Islander	0
Multiple	0

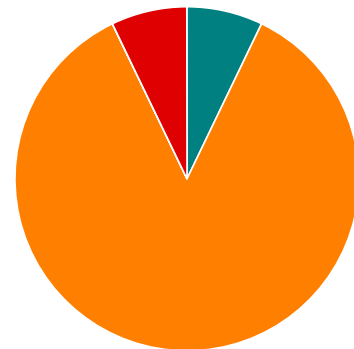
## Chronically Homeless

Total Number of Households	2
Total Number of Persons	2

Race



Gender



■ White   
 ■ Black or African American   
 ■ Asian  
■ American Indian   
 ■ Native Hawaiian   
 ■ Multiple

■ Female   
 ■ Male   
 ■ Transgender  
■ Gender Non-conforming

# Youth Households

## Unaccompanied Youth Households

### Household and Person Breakdown

Total Number of Unaccompanied Youth Households	10
Total Number of Unaccompanied Youth	10
Total Number of Unaccompanied Youth (under age 18)	0
Total Number of Unaccompanied Youth (18 to 24)	10

### Gender

Female	2
Male	7
Transgender	1
Gender Non-conforming	0

### Ethnicity

Non-Hispanic/Non-Latino	7
Hispanic/Latino	1

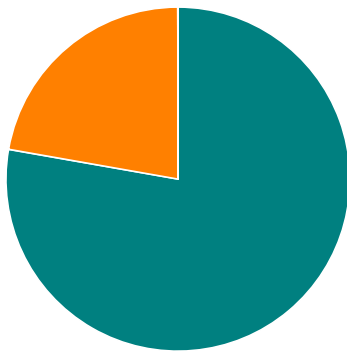
### Race

White	7
Black or African-American	2
Asian	0
American Indian or Alaska Native	0
Native Hawaiian or Other Pacific Islander	0
Multiple	0

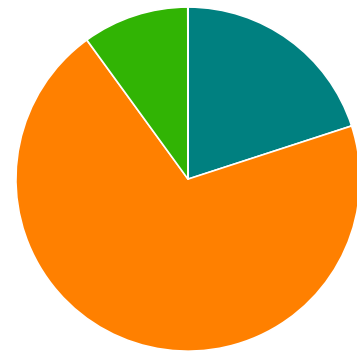
### Chronically Homeless

Total Number of Persons	1
-------------------------	---

Race



Gender



■ White   
 ■ Black or African American   
 ■ Asian  
■ American Indian   
 ■ Native Hawaiian   
 ■ Multiple

■ Female   
 ■ Male   
 ■ Transgender  
■ Gender Non-conforming

# Parenting Youth

## Household and Person Breakdown

Total Number of Parenting Youth Households	2
Total Number of Persons in Parenting Youth Households	5
Total Parenting Youth	2
Total Children in Parenting Youth Households	3
Number of Parenting Youth Under 18	0
Children in Households with Parenting Youth Under 18	0
Number of Parenting Youth 18 to 24	2
Children in Households with Parenting Youth 18 to 24	3

## Gender

Female	2
Male	0
Transgender	0
Gender Non-conforming	0

## Ethnicity

Non-Hispanic/Non-Latino	2
Hispanic/Latino	0

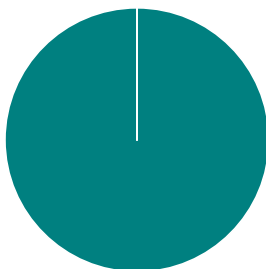
## Race

White	2
Black or African-American	0
Asian	0
American Indian or Alaska Native	0
Native Hawaiian or Other Pacific Islander	0
Multiple	0

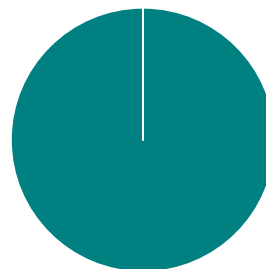
## Chronically Homeless

Total Number of Households	0
Total Number of Persons	0

Race



Gender



■ White
 ■ Black or African American
 ■ Asian
 ■ American Indian
 ■ Native Hawaiian
 ■ Multiple

■ Female
 ■ Male
 ■ Transgender
 ■ Gender Non-conforming

## Additional Homeless Populations (Adults Only)

Serious Mental Illness	42
Substance Use Disorder	46
HIV/AIDS	4
Survivors of Domestic Violence (optional)	14

