

# 2021 PIT Count Results (FAQ)

## Q: Why is the PIT number so different from last year?

In an effort to promote safety during the global pandemic, the Continuum of Care board voted to cancel the 2021 Unsheltered count. Some communities opted to conduct an observation count of those experiencing unsheltered homelessness; however, this data is not as accurate as doing the full unsheltered count. It is also important to consider that while the sheltered count occurred as normal, the surveys were shortened in order to limit the amount of time required for face to face interaction.

## Q: What is an observation count?

The observation count can also be referred to as a head count. This count only asked questions related to age, location, reason the volunteer felt like the person was experiencing homelessness, and observable unique characteristics that might help to ensure the person was not counted twice during the PIT date.

## Q: What should we do with this data since it is not as accurate?

The sheltered data should be accurate, although many shelters saw a decrease in their capacity and occupancy specifically because of the global pandemic. The observation count, if your community participated, should be used sparingly and in conjunction with other more comprehensive data sets like your 2020 Unsheltered Count data, HMIS homelessness outreach data, school district homeless data, etc.

## Q: Do you have any recommendations on how to present this data?

If you are going to present this data, I would recommend that you include a clear description of the difference between a "normal count year" and the 2021 count. This can include the instructional materials that were created as well as narrative from the PIT leads/ volunteers about how the count planning shifted. As stated above, whenever possible, please try to use previous count data or other homeless data sets. You can find the last five years of PIT count data as well as 2021 instructional guides on the [THN website \(hyperlinked\)](#).

## Q: What additional assistance can THN provide?

If your community is interested in having an infographic created, please contact Kyra Henderson at [kyra@thn.org](mailto:kyra@thn.org) with your request. Additionally, if you would like assistance writing a press release or talking to the media, you can contact Kyra for quotes, talking points around your data set, or templates based on your needs. Please, if possible, allow at least 48 hours when making these requests and be specific with your requirements.

## Observation Surveys

**Number of observation surveys:** **45**

### Age Range

Under 5 years old	0
5-12 years old	0
13-17 years old	0
18-24 years old	2
25-34 years old	7
35-44 years old	14
45-54 years old	12
55-61 years old	6
62+ years old	4
<b>Total</b>	<b>45</b>

### What made you believe the person was experiencing homelessness?

Activity (Panhandling. Sleeping outside. Sleeping in vehicle. Etc.)	23
Appearance (Carrying personal belongings/ clothing that wouldn't protect from the elements)	4
Prior interactions/known to be unhoused	7
They are accessing services for those experiencing homelessness	18
They informed me they are unhoused	3
<b>Total</b>	<b>55</b>

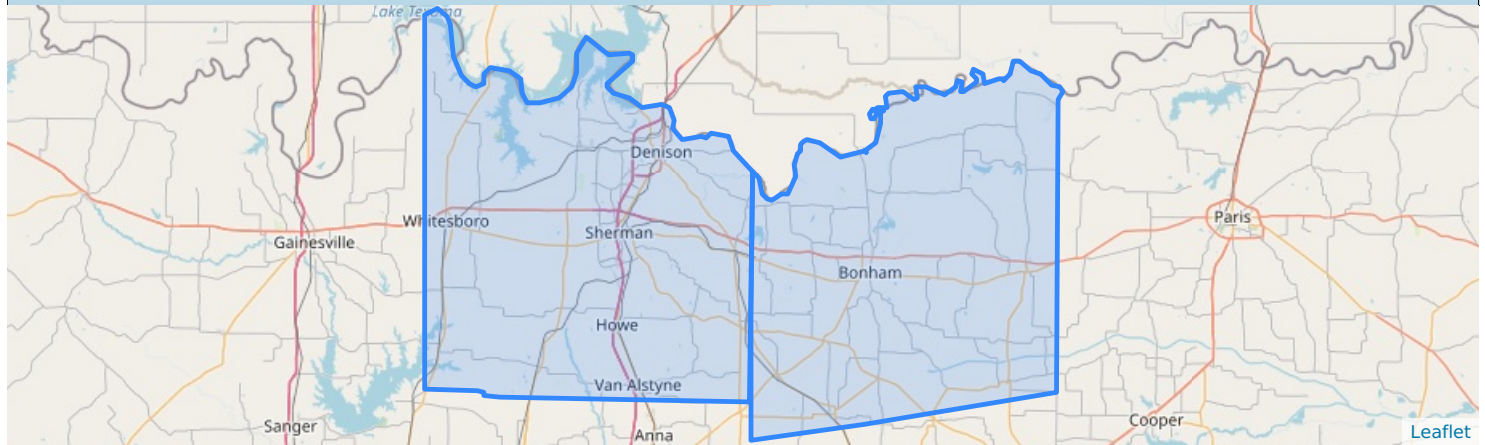
### Where did you encounter this individual?

Abandoned building/structure	0
Bus, train station, airport	0
Outdoor encampment	20
Park	0
Service Provider (soup kitchen, day shelter, etc.)	21
Street or sidewalk	4
Under bridge/overpass	0
Vehicle	0
<b>Total</b>	<b>45</b>

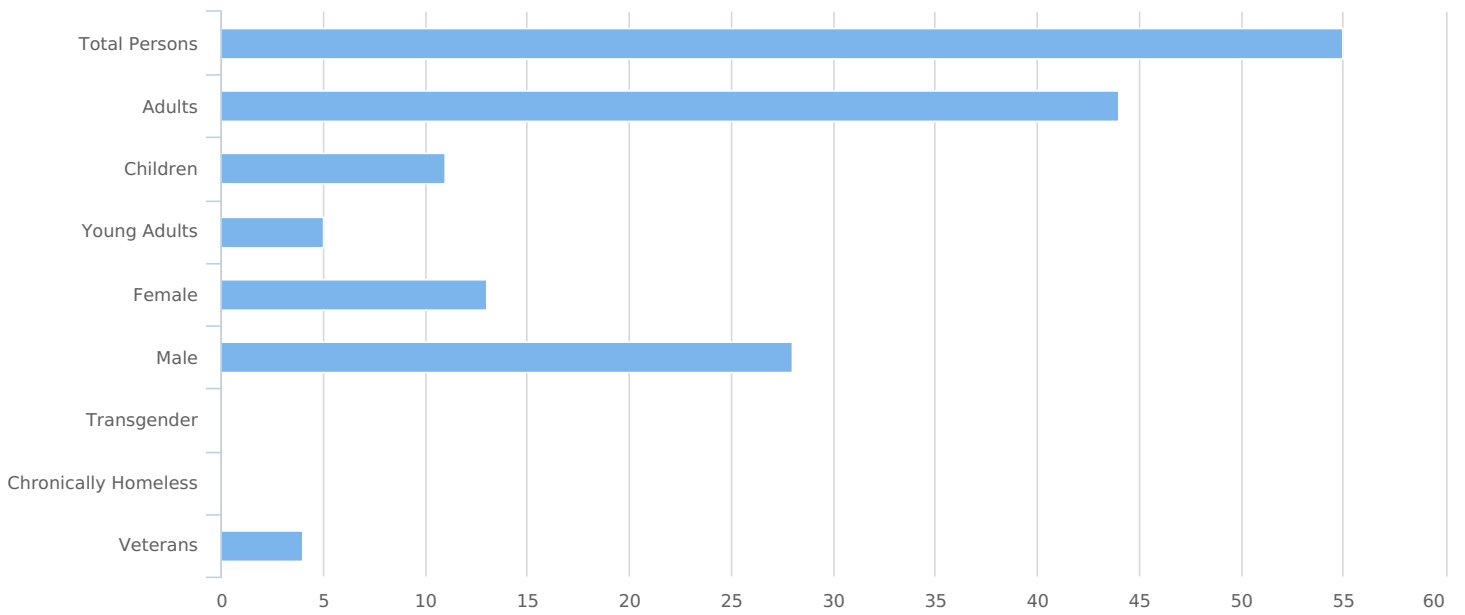
# HUD Point in Time Report - Sheltered

Count:	<b>Texas Balance of State 2021 PIT Count</b>	Geography:	<b>2 geographies</b>
Organization:	<b>All Organizations</b>		
Project:	<b>All Projects</b>	Project Type:	<b>All Project Types</b>
Created by:	<b>Henderson,Kyra</b>	Created on:	<b>04/05/2021 10:46 PM</b>

## Summary

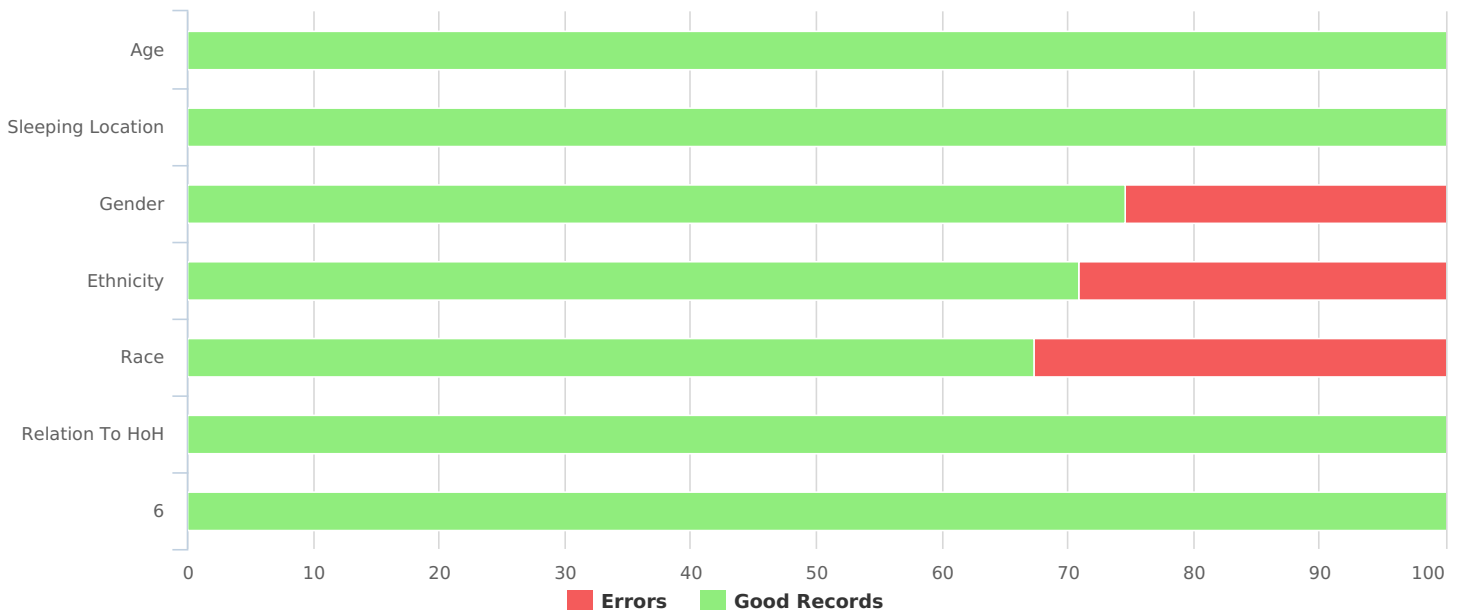


Total Persons	55
Adults (18+)	44
Children (Under 18)	11
Unknown Age	0
Unknown Age - Believe to be Adult	0
Unknown Age - Believe to be Child	0
Young Adults (18-24)	5
Female	13
Male	28
Transgender	0
Chronically Homeless	0
Veterans	4



### Data Quality Checks

Persons Missing Age Information	0
Persons Missing Sleeping Location	0
Persons Missing Gender	14
Persons Missing Ethnicity	16
Persons Missing Race	18
Persons Missing Relation to HoH	0
Persons with Unknown Household Type	0



## All Households

### Households with at Least one Adult and One Child

#### Household and Person Breakdown

Total Number of Households	2
Total Number of Persons	5
Number of Children (Under 18)	3
Number of Young Adults (18-24)	0
Number of Adults (25+)	2

#### Gender

Female	0
Male	0
Transgender	0
Gender Non-conforming	0

#### Ethnicity

Non-Hispanic/Non-Latino	0
Hispanic/Latino	0

#### Race

White	0
Black or African-American	0
Asian	0
American Indian or Alaska Native	0
Native Hawaiian or Other Pacific Islander	0
Multiple	0

#### Chronically Homeless

Total Number of Households	0
Total Number of Persons	0

Race

Gender

■ White   
 ■ Black or African American   
 ■ Asian  
■ American Indian   
 ■ Native Hawaiian   
 ■ Multiple

■ Female   
 ■ Male   
 ■ Transgender  
■ Gender Non-conforming

# Households without Children

## Household and Person Breakdown

Total Number of Households	41
Total Number of Persons	42
Number of Young Adults (18-24)	5
Number of Adults (25+)	37

## Gender

Female	13
Male	28
Transgender	0
Gender Non-conforming	0

## Ethnicity

Non-Hispanic/Non-Latino	35
Hispanic/Latino	4

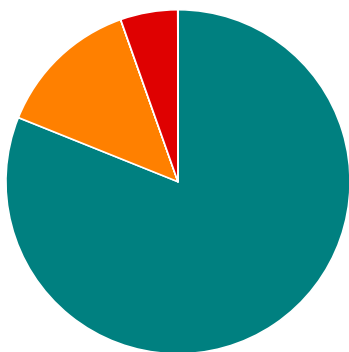
## Race

White	30
Black or African-American	5
Asian	0
American Indian or Alaska Native	2
Native Hawaiian or Other Pacific Islander	0
Multiple	0

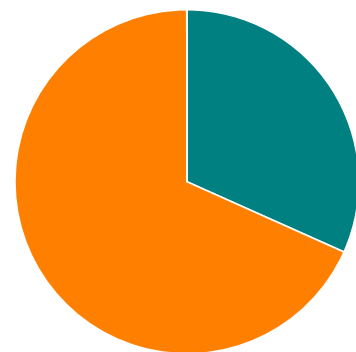
## Chronically Homeless

Total Number of Persons	0
-------------------------	---

Race



Gender



■ White   
 ■ Black or African American   
 ■ Asian  
■ American Indian   
 ■ Native Hawaiian   
 ■ Multiple

■ Female   
 ■ Male   
 ■ Transgender  
■ Gender Non-conforming

# Households with Only Children

## Household and Person Breakdown

Total Number of Households	8
Total Number of Children	8

## Gender

Female	0
Male	0
Transgender	0
Gender Non-conforming	0

## Ethnicity

Non-Hispanic/Non-Latino	0
Hispanic/Latino	0

## Race

White	0
Black or African-American	0
Asian	0
American Indian or Alaska Native	0
Native Hawaiian or Other Pacific Islander	0
Multiple	0

## Chronically Homeless

Total Number of Persons	0
-------------------------	---

Race

Gender

■ White   
 ■ Black or African American   
 ■ Asian  
■ American Indian   
 ■ Native Hawaiian   
 ■ Multiple

■ Female   
 ■ Male   
 ■ Transgender  
■ Gender Non-conforming

## Personal Information

### Do you identify as lesbian, gay, bisexual, transgender, and/or queer (LGBTQ+)?

Yes	0
No	41
Don't Know	0
Refused	0
Total	41

### Are you experiencing homelessness because of COVID-19?

Yes	4
No	36
Don't Know	1
Refused	0
Total	41

### If you are experiencing homelessness because of COVID-19, what reason caused your current situation? (Select all that apply)

Eviction	0
Illness due to the COVID-19 virus	0
Loss of job	4
Unable to pay rent/mortgage	2
Total	6

*\*Individuals could select multiple answers\**

## Veteran Questions

### What is the length of service in years?

Less than one year	1
1-4 years	3
5-9 years	0
More than 10 years	0
Total	4



## Experience with Homelessness

### Is this the first time you've been homeless?

Yes	8
No	16
Don't Know	0
Refused	0
Total	24

### How old were you when you first became homeless?

Under 5 years old	1
5-12 years old	0
13-17 years old	0
18-24 years old	2
25-54 years old	10
55-61 years old	2
62+ years old	1
Total	16

### How many months did you stay in shelter or on the streets over the past 3 years?

0 to 3 months	9
4 to 6 months	2
7 to 11 months	0
1 to 2 years	3
3 years or more	1
Total	15

### How many separate times have you stayed in sheltered or on the streets in the past 3 years?

Fewer than 4	11
4 or more times	2
Don't Know	0
Refused	3
Total	16

### How many months have you been homeless this time?

0 to 3 months	15
4 to 6 months	8
7 to 11 months	0
1 to 2 years	0
3 years or more	0
Total	23

## Veteran Households

### Veteran Households with at Least One Adult and One Child

#### Household and Person Breakdown

Total Number of Households	0
Total Number of Persons	0
Total Number of Veterans	0

#### Gender

Female	0
Male	0
Transgender	0
Gender Non-conforming	0

#### Ethnicity

Non-Hispanic/Non-Latino	0
Hispanic/Latino	0

#### Race

White	0
Black or African-American	0
Asian	0
American Indian or Alaska Native	0
Native Hawaiian or Other Pacific Islander	0
Multiple	0

#### Chronically Homeless

Total Number of Households	0
Total Number of Persons	0

Race

Gender

■ White   
 ■ Black or African American   
 ■ Asian  
■ American Indian   
 ■ Native Hawaiian   
 ■ Multiple

■ Female   
 ■ Male   
 ■ Transgender  
■ Gender Non-conforming

# Veteran Households without Children

## Household and Person Breakdown

Total Number of Households	4
Total Number of Persons	4
Total Number of Veterans	4

## Gender

Female	0
Male	4
Transgender	0
Gender Non-conforming	0

## Ethnicity

Non-Hispanic/Non-Latino	3
Hispanic/Latino	0

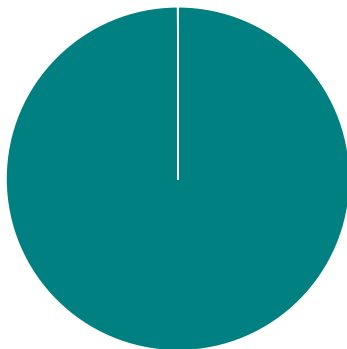
## Race

White	4
Black or African-American	0
Asian	0
American Indian or Alaska Native	0
Native Hawaiian or Other Pacific Islander	0
Multiple	0

## Chronically Homeless

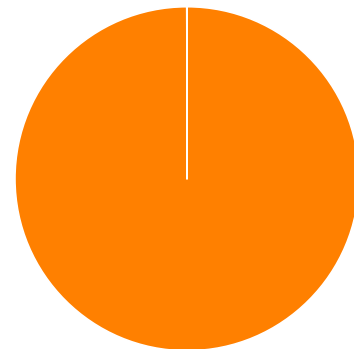
Total Number of Households	0
Total Number of Persons	0

Race



■ White 
 ■ Black or African American 
 ■ Asian 
 ■ American Indian 
 ■ Native Hawaiian 
 ■ Multiple

Gender



■ Female 
 ■ Male 
 ■ Transgender 
 ■ Gender Non-conforming

# Youth Households

## Unaccompanied Youth Households

### Household and Person Breakdown

Total Number of Unaccompanied Youth Households	13
Total Number of Unaccompanied Youth	13
Total Number of Unaccompanied Youth (under age 18)	8
Total Number of Unaccompanied Youth (18 to 24)	5

### Gender

Female	0
Male	4
Transgender	0
Gender Non-conforming	0

### Ethnicity

Non-Hispanic/Non-Latino	3
Hispanic/Latino	1

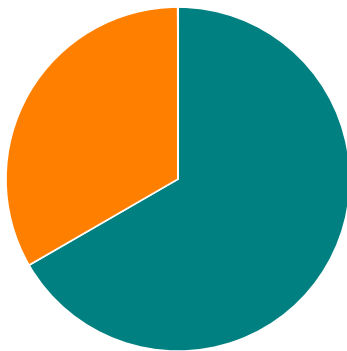
### Race

White	2
Black or African-American	1
Asian	0
American Indian or Alaska Native	0
Native Hawaiian or Other Pacific Islander	0
Multiple	0

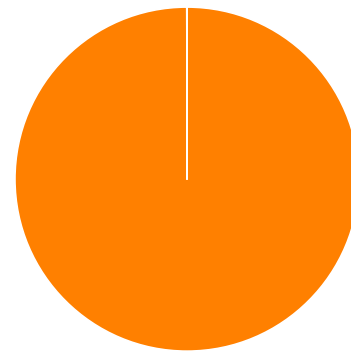
### Chronically Homeless

Total Number of Persons	0
-------------------------	---

Race



Gender



■ White   
 ■ Black or African American   
 ■ Asian  
■ American Indian   
 ■ Native Hawaiian   
 ■ Multiple

■ Female   
 ■ Male   
 ■ Transgender  
■ Gender Non-conforming

# Parenting Youth

## Household and Person Breakdown

Total Number of Parenting Youth Households	0
Total Number of Persons in Parenting Youth Households	0
Total Parenting Youth	0
Total Children in Parenting Youth Households	0
Number of Parenting Youth Under 18	0
Children in Households with Parenting Youth Under 18	0
Number of Parenting Youth 18 to 24	0
Children in Households with Parenting Youth 18 to 24	0

## Gender

Female	0
Male	0
Transgender	0
Gender Non-conforming	0

## Ethnicity

Non-Hispanic/Non-Latino	0
Hispanic/Latino	0

## Race

White	0
Black or African-American	0
Asian	0
American Indian or Alaska Native	0
Native Hawaiian or Other Pacific Islander	0
Multiple	0

## Chronically Homeless

Total Number of Households	0
Total Number of Persons	0

Race

Gender

■ White
 ■ Black or African American
 ■ Asian
 ■ American Indian
 ■ Native Hawaiian
 ■ Multiple

■ Female
 ■ Male
 ■ Transgender
 ■ Gender Non-conforming

## Additional Homeless Populations (Adults Only)

Serious Mental Illness	10
Substance Use Disorder	4
HIV/AIDS	0
Survivors of Domestic Violence (optional)	5

