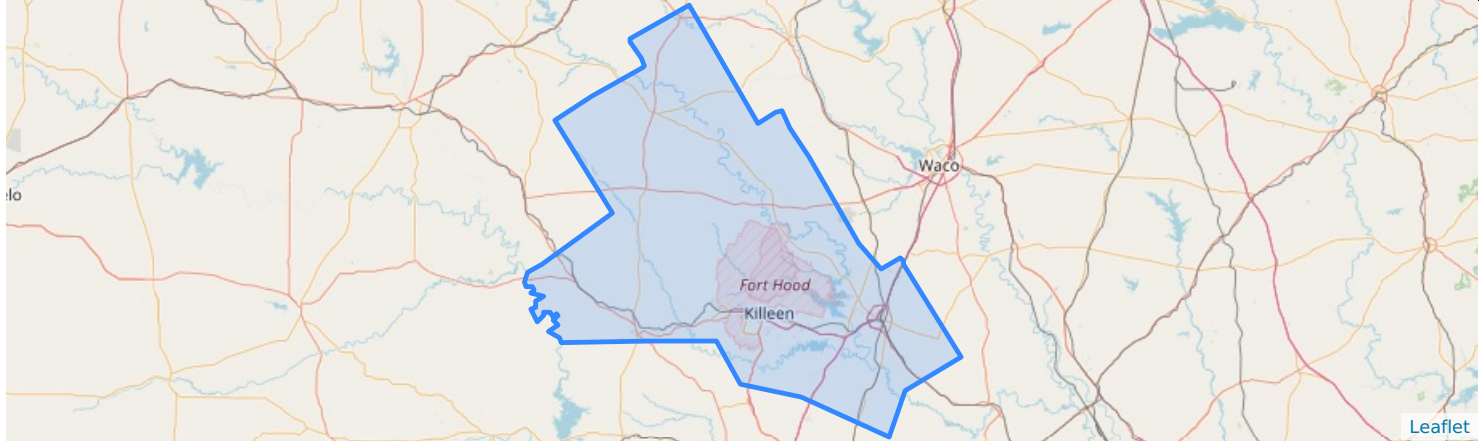


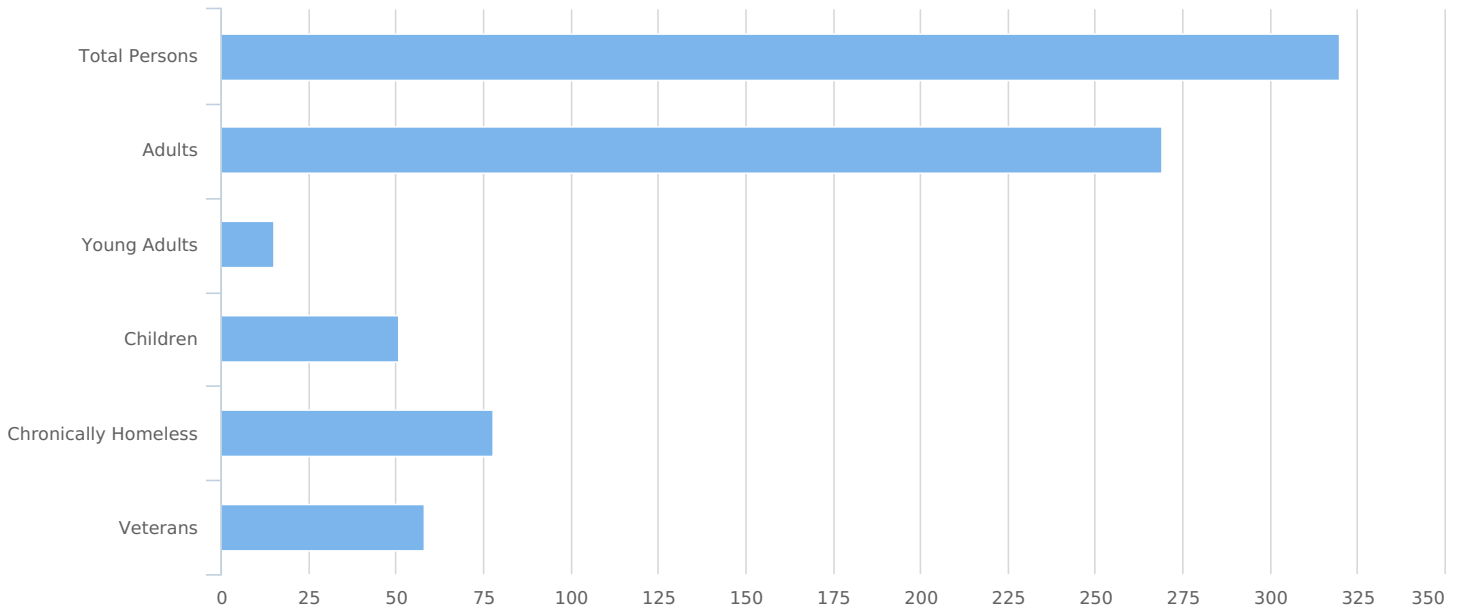
HUD Point in Time Report - Combined

Count:	Texas Balance of State 2022 PIT Count	Geography:	Bell, Coryell, Hamilton, Lampasas Counties
Created by:	Paredes,Alex	Created on:	04/19/2022 3:02 PM

Summary

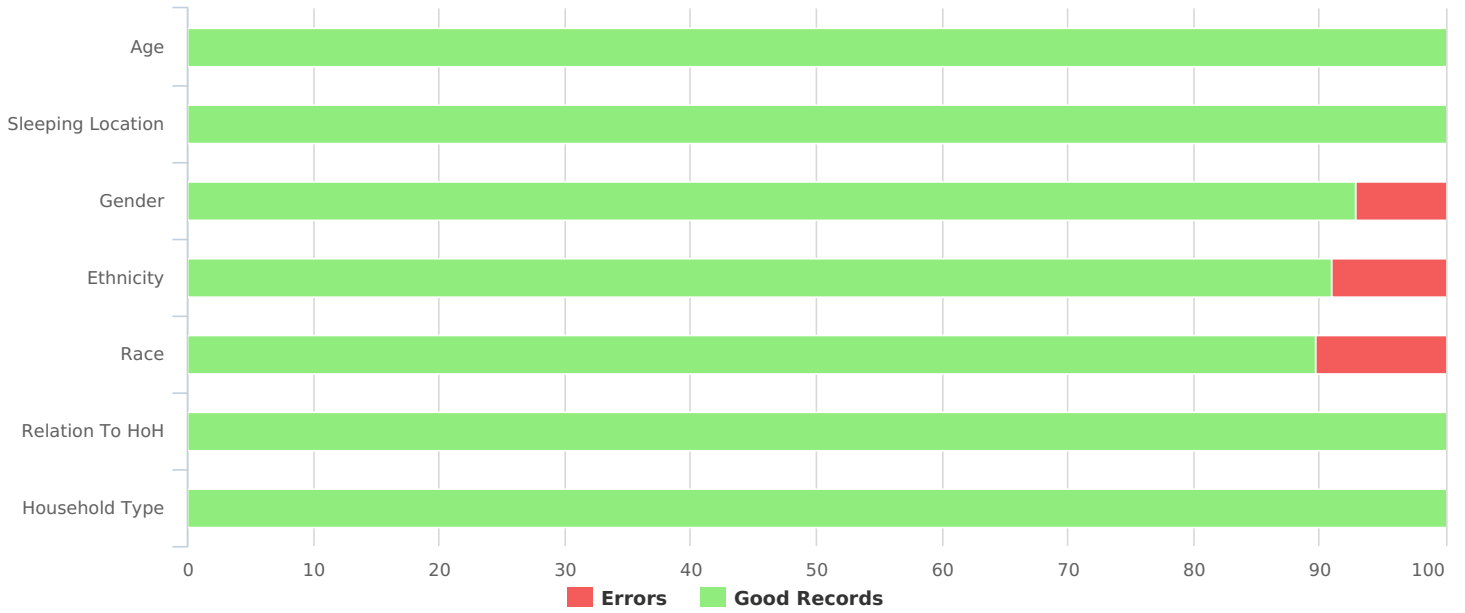


Total Persons	320
Adults (age 18 or older)	269
Young Adults (age 18 to 24)	15
Children (under age 18)	51
Unknown Age	0
Unknown Age - Believe to be Adult	0
Unknown Age - Believe to be Young Adult (18-24)	0
Unknown Age - Believe to be Adult (25+)	0
Unknown Age - Believe to be Child	0
Chronically Homeless	78
Veterans	58



Data Quality Checks

Persons Missing Age Information	0
Persons Missing Sleeping Location	0
Persons Missing Gender	23
Persons Missing Ethnicity	29
Persons Missing Race	33
Persons Missing Relation to HoH	0
Persons with Unknown Household Type	0



All Households

Households with at Least one Adult and One Child

Household and Person Breakdown

Total Number of Households	21
Total Number of Persons	74
Number of Children (under age 18)	49
Number of Young Adults (age 18 to 24)	2
Number of Adults (age 25 or older)	23

Gender

Female	42
Male	32
Transgender	0
A gender other than singularly female or male (e.g., nonbinary, genderfluid, agender, culturally specific gender)	0
Questioning	0

Ethnicity

Non-Hispanic/Non-Latin(a)(o)(x)	64
Hispanic/Latin(a)(o)(x)	9

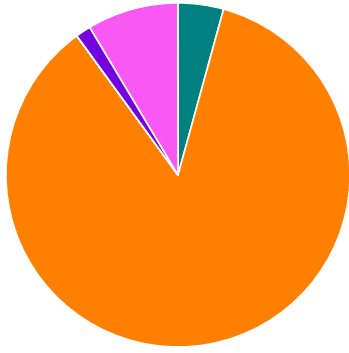
Race

White	3
Black, African American or African	60
Asian	0
American Indian, Alaska Native, or Indigenous	0
Native Hawaiian or Pacific Islander	1
Multiple Races	6

Chronically Homeless

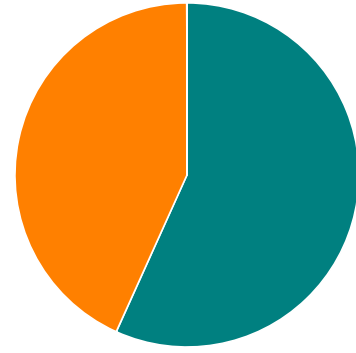
Total Number of Households	1
Total Number of Persons	4

Race



White Black or African American Asian
American Indian Native Hawaiian Multiple

Gender



Female Male Transgender
A gender other than singularly... Questioning

Households without Children

Household and Person Breakdown

Total Number of Households	242
Total Number of Persons	244
Number of Young Adults (age 18 to 24)	13
Number of Adults (age 25 or older)	231

Gender

Female	78
Male	141
Transgender	0
A gender other than singularly female or male (e.g., nonbinary, genderfluid, agender, culturally specific gender)	1
Questioning	1

Ethnicity

Non-Hispanic/Non-Latin(a)(o)(x)	180
Hispanic/Latin(a)(o)(x)	36

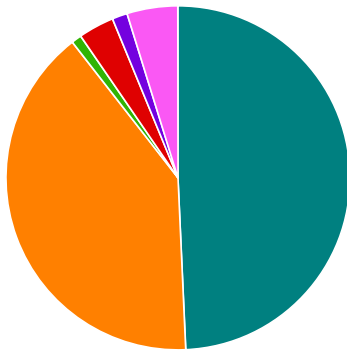
Race

White	103
Black, African American or African	84
Asian	2
American Indian, Alaska Native, or Indigenous	7
Native Hawaiian or Pacific Islander	3
Multiple Races	10

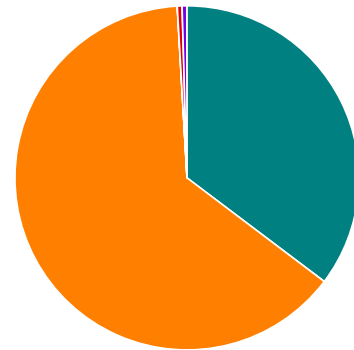
Chronically Homeless

Total Number of Persons	74
-------------------------	----

Race



Gender



■ White
 ■ Black or African American
 ■ Asian
■ American Indian
 ■ Native Hawaiian
 ■ Multiple

■ Female
 ■ Male
 ■ Transgender
■ A gender other than singularly...
 ■ Questioning

Households with Only Children

Household and Person Breakdown

Total Number of Households	2
Total Number of Children	2

Gender

Female	1
Male	1
Transgender	0
A gender other than singularly female or male (e.g., nonbinary, genderfluid, agender, culturally specific gender)	0
Questioning	0

Ethnicity

Non-Hispanic/Non-Latin(a)(o)(x)	0
Hispanic/Latin(a)(o)(x)	0

Race

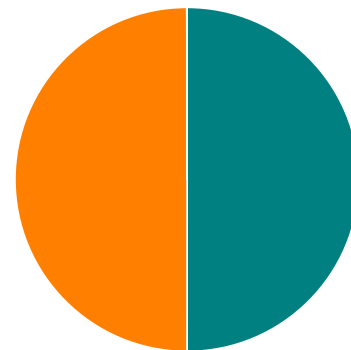
White	0
Black, African American or African	0
Asian	0
American Indian, Alaska Native, or Indigenous	0
Native Hawaiian or Pacific Islander	0
Multiple Races	0

Chronically Homeless

Total Number of Persons	0
-------------------------	---

Race

Gender



■ White
 ■ Black or African American
 ■ Asian
■ American Indian
 ■ Native Hawaiian
 ■ Multiple

■ Female
 ■ Male
 ■ Transgender
■ A gender other than singularly...
 ■ Questioning

Veteran Households

Veteran Households with at Least One Adult and One Child

Household and Person Breakdown

Total Number of Households	3
Total Number of Persons	10
Total Number of Veterans	3

Gender

Female	2
Male	1
Transgender	0
A gender other than singularly female or male (e.g., nonbinary, genderfluid, agender, culturally specific gender)	0
Questioning	0

Ethnicity

Non-Hispanic/Non-Latin(a)(o)(x)	3
Hispanic/Latin(a)(o)(x)	0

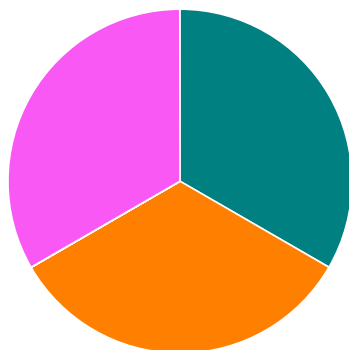
Race

White	1
Black, African American or African	1
Asian	0
American Indian, Alaska Native, or Indigenous	0
Native Hawaiian or Pacific Islander	0
Multiple Races	1

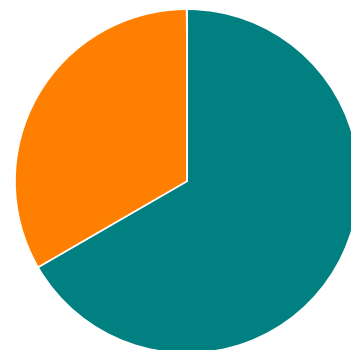
Chronically Homeless

Total Number of Households	0
Total Number of Persons	0

Race



Gender



■ White
 ■ Black or African American
 ■ Asian
■ American Indian
 ■ Native Hawaiian
 ■ Multiple

■ Female
 ■ Male
 ■ Transgender
■ A gender other than singularly...
 ■ Questioning

Veteran Households without Children

Household and Person Breakdown

Total Number of Households	55
Total Number of Persons	55
Total Number of Veterans	55

Gender

Female	6
Male	48
Transgender	0
A gender other than singularly female or male (e.g., nonbinary, genderfluid, agender, culturally specific gender)	0
Questioning	1

Ethnicity

Non-Hispanic/Non-Latin(a)(o)(x)	48
Hispanic/Latin(a)(o)(x)	6

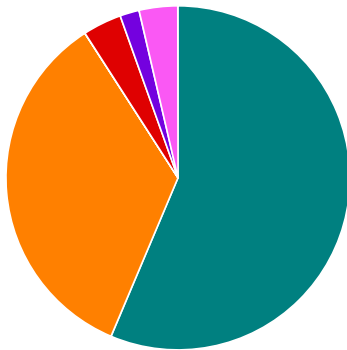
Race

White	31
Black, African American or African	19
Asian	0
American Indian, Alaska Native, or Indigenous	2
Native Hawaiian or Pacific Islander	1
Multiple Races	2

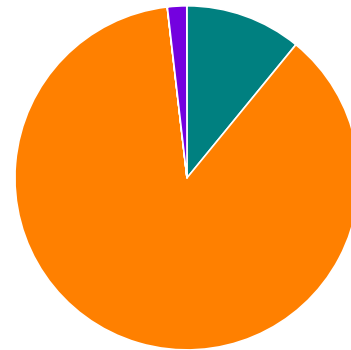
Chronically Homeless

Total Number of Households	14
Total Number of Persons	14

Race



Gender



■ White
 ■ Black or African American
 ■ Asian
■ American Indian
 ■ Native Hawaiian
 ■ Multiple

■ Female
 ■ Male
 ■ Transgender
■ A gender other than singularly...
 ■ Questioning

Youth Households

Unaccompanied Youth Households

Household and Person Breakdown

Total Number of Unaccompanied Youth Households	15
Total Number of Unaccompanied Youth	15
Total Number of Unaccompanied Youth (under age 18)	2
Total Number of Unaccompanied Youth (18 to 24)	13

Gender

Female	11
Male	3
Transgender	0
A gender other than singularly female or male (e.g., nonbinary, genderfluid, agender, culturally specific gender)	0
Questioning	0

Ethnicity

Non-Hispanic/Non-Latin(a)(o)(x)	8
Hispanic/Latin(a)(o)(x)	2

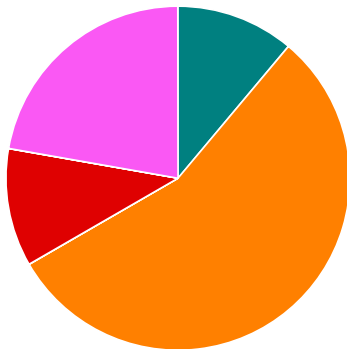
Race

White	1
Black, African American or African	5
Asian	0
American Indian, Alaska Native, or Indigenous	1
Native Hawaiian or Pacific Islander	0
Multiple Races	2

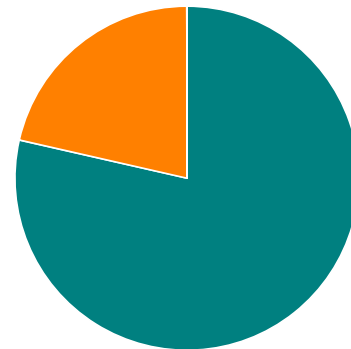
Chronically Homeless

Total Number of Persons	1
-------------------------	---

Race



Gender



■ White
 ■ Black or African American
 ■ Asian
 ■ American Indian
 ■ Native Hawaiian
 ■ Multiple

■ Female
 ■ Male
 ■ Transgender
 ■ A gender other than singularly...
 ■ Questioning

Parenting Youth

Household and Person Breakdown

Total Number of Parenting Youth Households	1
Total Number of Persons in Parenting Youth Households	4
Total Parenting Youth	1
Total Children in Parenting Youth Households	3
Number of Parenting Youth Under 18	0
Children in Households with Parenting Youth Under 18	0
Number of Parenting Youth 18 to 24	1
Children in Households with Parenting Youth 18 to 24	3

Gender

Female	1
Male	0
Transgender	0
A gender other than singularly female or male (e.g., nonbinary, genderfluid, agender, culturally specific gender)	0
Questioning	0

Ethnicity

Non-Hispanic/Non-Latin(a)(o)(x)	1
Hispanic/Latin(a)(o)(x)	0

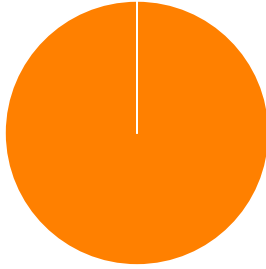
Race

White	0
Black, African American or African	1
Asian	0
American Indian, Alaska Native, or Indigenous	0
Native Hawaiian or Pacific Islander	0
Multiple Races	0

Chronically Homeless

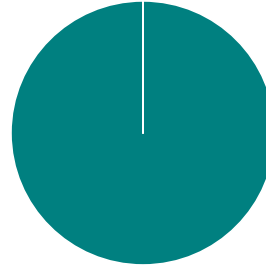
Total Number of Households	0
Total Number of Persons	0

Race



White Black or African American Asian
American Indian Native Hawaiian Multiple

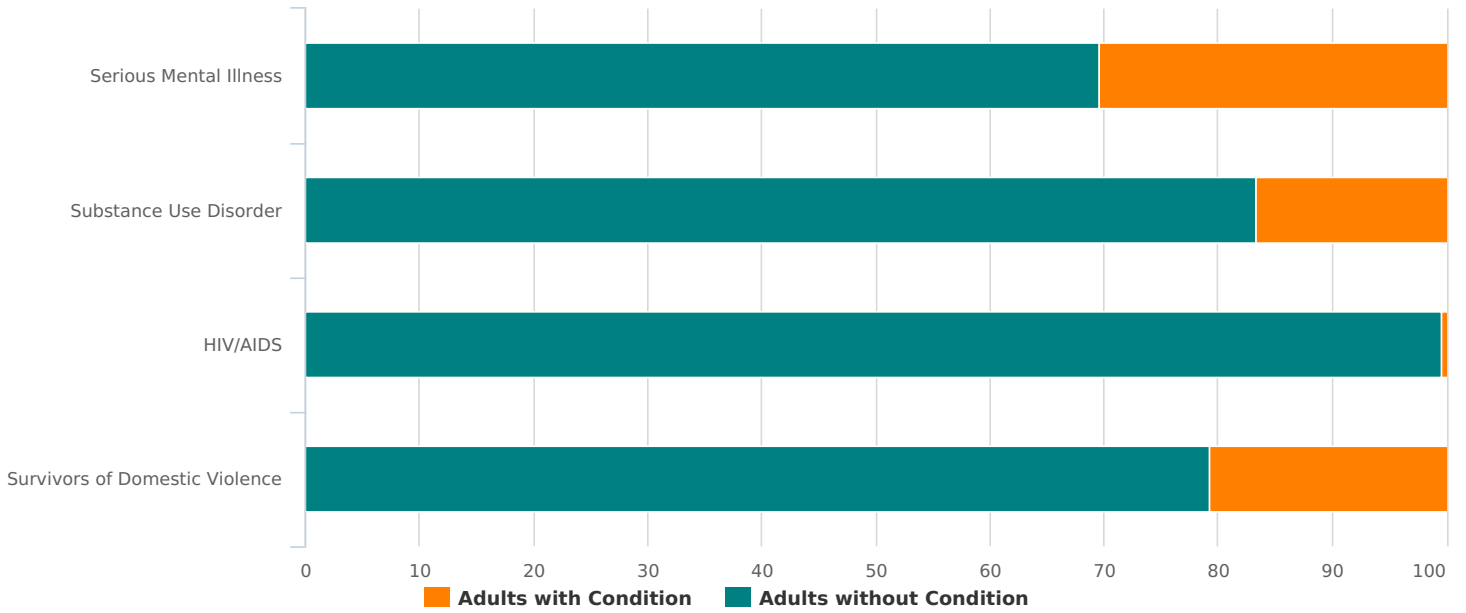
Gender



Female Male Transgender
A gender other than singularly... Questioning

Additional Homeless Populations (Adults Only)

Serious Mental Illness	82
Substance Use Disorder	45
HIV/AIDS	1
Survivors of Domestic Violence (optional)	56



Personal Information

Do you identify as lesbian, gay, bisexual, transgender, and/or queer (LGBTQ+) ?

Yes	12
No	227
Don't Know	5
Refused	2
Total	246

Have you been told or do you believe you have a chronic/ ongoing health condition that affects your ability to support yourself/family or live independently?

Yes	85
No	156
Don't Know	3
Refused	5
Data Not Collected	0
Total	249

Have you been told or do you believe you have a physical disability that affects your ability to support yourself/family or live independently?

Yes	67
No	175
Don't Know	2
Refused	5
Data Not Collected	0
Total	249

Have you been told or do you believe you have a developmental disability?

Yes	32
No	206
Don't Know	6
Refused	5
Data Not Collected	0
Total	249

Experience with Homelessness

Where are you sleeping tonight?

Abandoned building/structure	26
Bus, train station, airport	1
Outdoor encampment	25
Park	3
Street or Sidewalk	49
Under bridge/overpass	5
Vehicle	11
Total	120

Is this the first time you've been homeless?

Yes	113
No	127
Don't Know	1
Refused	4
Total	245

How old were you when you first became homeless?

Under 5 years old	2
5-12 years old	0
13-17 years old	7
18-24 years old	25
25-54 years old	75
55-61 years old	12
62+ years old	2
Total	123

How many months did you stay in shelter or on the streets over the past 3 years?

0 to 3 months	42
4 to 6 months	20
7 to 11 months	14
1 to 2 years	22
2 to 3 years	9
3 years or more	22
Total	129

How many separate times have you stayed in sheltered or on the streets in the past 3 years?

Fewer than 4	78
4 or more times	44
Don't Know	7
Refused	3
Total	132

How many months have you been homeless this time?

0 to 3 months	92
4 to 6 months	46
7 to 11 months	18
1 to 2 years	34
2 to 3 years	15
3 years or more	37
Total	242

Observation Surveys

Number of surveys: 21

Age Range

Under 5 years old	0
5-12 years old	0
13-17 years old	0
18-24 years old	0
25-34 years old	6
35-44 years old	4
45-54 years old	6
55-61 years old	3
62+ years old	2
Total	21

What made you believe the person was experiencing homelessness?

Activity (Panhandling. Sleeping outside. Sleeping in vehicle. Etc.)	13
Appearance (Carrying personal belongings/ clothing that wouldn't protect from the elements)	6
Prior interactions/known to be unhoused	3
They are accessing services for those experiencing homelessness	6
They informed me they are unhoused	5
Total *multiple answers can be selected*	33

Where did you encounter this individual?

Abandoned building/structure	1
Bus, train station, airport	0
Outdoor encampment	5
Park	0
Service Provider (soup kitchen, day shelter, etc.)	7
Street or sidewalk	4
Under bridge/overpass	4
Vehicle	0
Total	21