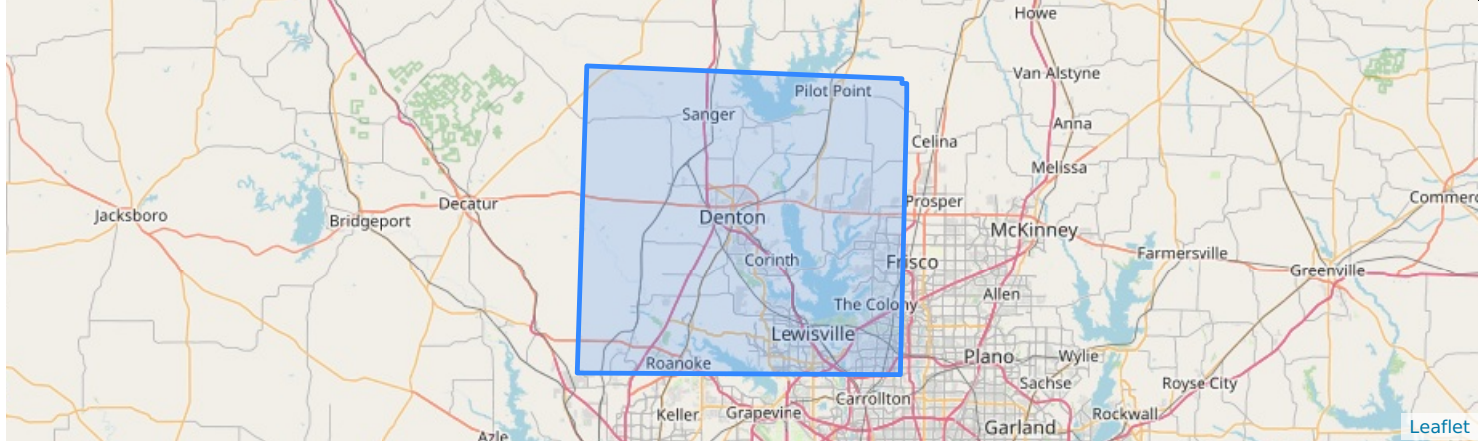


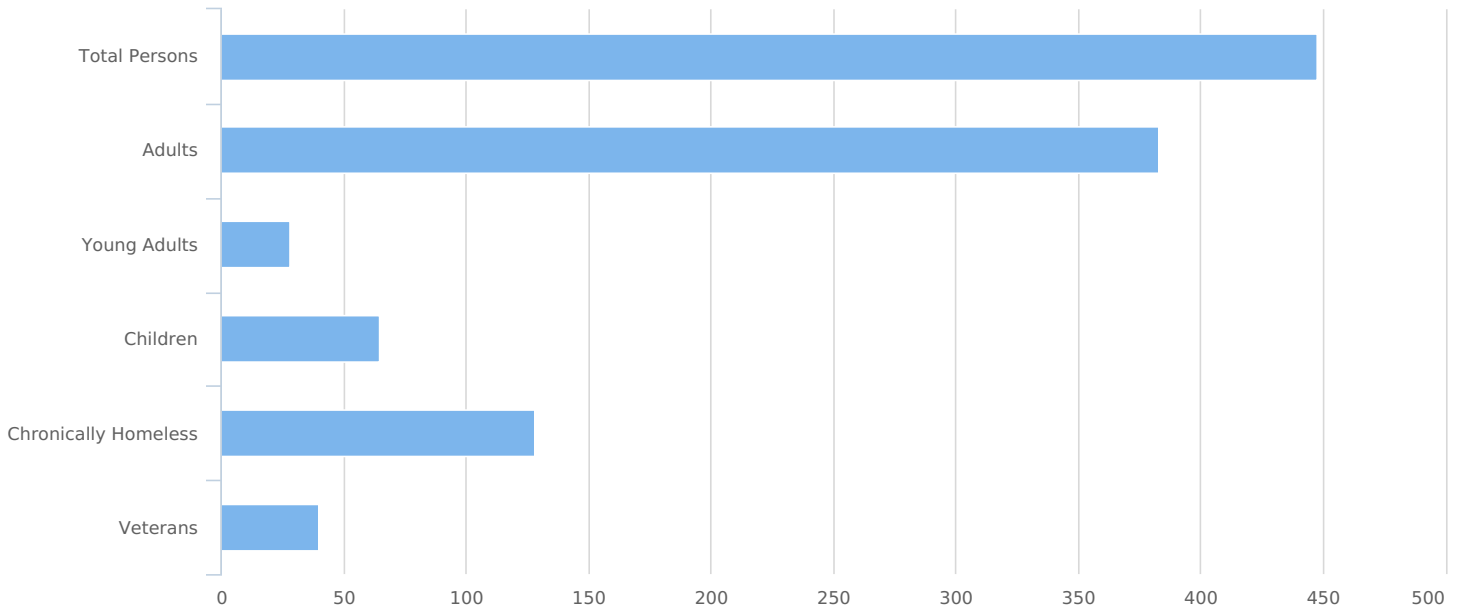
HUD Point in Time Report - Combined

Count:	Texas Balance of State 2022 PIT Count	Geography:	Denton
Created by:	Paredes,Alex	Created on:	04/18/2022 4:42 PM

Summary

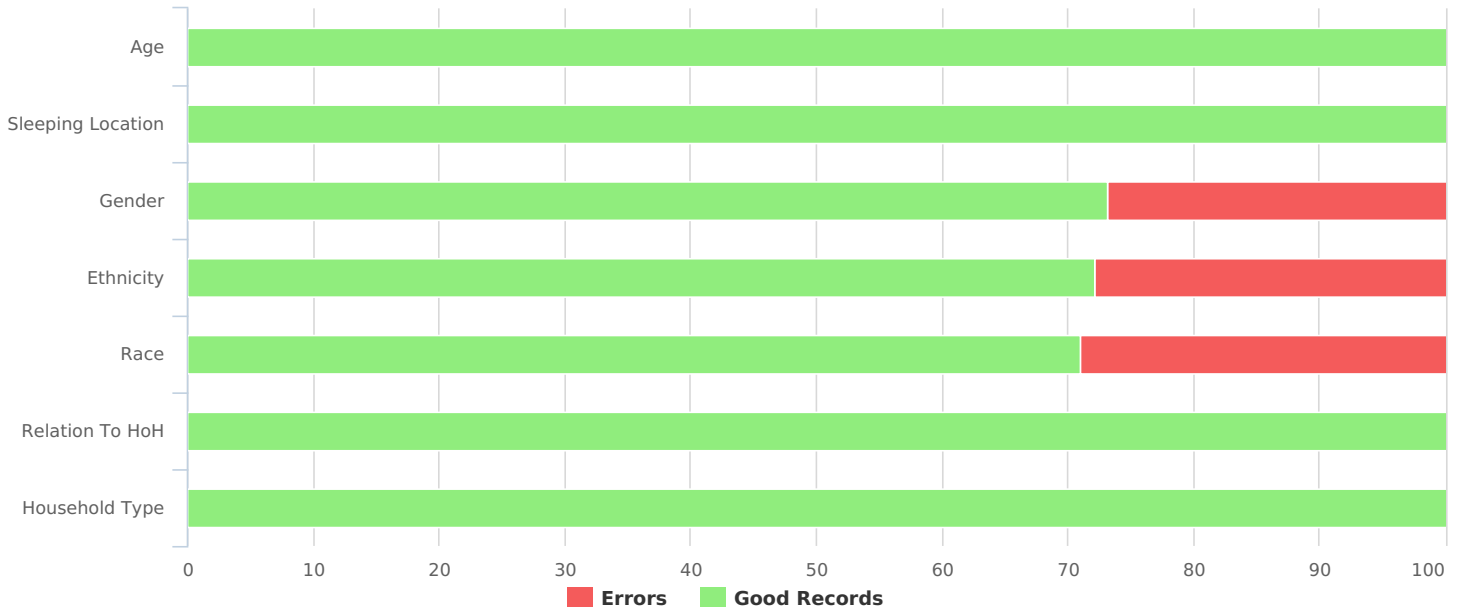


Total Persons	448
Adults (age 18 or older)	383
Young Adults (age 18 to 24)	28
Children (under age 18)	65
Unknown Age	0
Unknown Age - Believe to be Adult	0
Unknown Age - Believe to be Young Adult (18-24)	0
Unknown Age - Believe to be Adult (25+)	0
Unknown Age - Believe to be Child	0
Chronically Homeless	128
Veterans	40



Data Quality Checks

Persons Missing Age Information	0
Persons Missing Sleeping Location	0
Persons Missing Gender	120
Persons Missing Ethnicity	125
Persons Missing Race	130
Persons Missing Relation to HoH	0
Persons with Unknown Household Type	0



All Households

Households with at Least one Adult and One Child

Household and Person Breakdown

Total Number of Households	23
Total Number of Persons	79
Number of Children (under age 18)	56
Number of Young Adults (age 18 to 24)	5
Number of Adults (age 25 or older)	18

Gender

Female	22
Male	17
Transgender	0
A gender other than singularly female or male (e.g., nonbinary, genderfluid, agender, culturally specific gender)	0
Questioning	0

Ethnicity

Non-Hispanic/Non-Latin(a)(o)(x)	34
Hispanic/Latin(a)(o)(x)	3

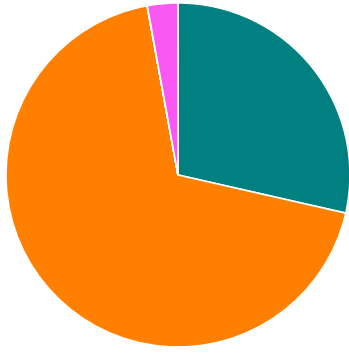
Race

White	10
Black, African American or African	24
Asian	0
American Indian, Alaska Native, or Indigenous	0
Native Hawaiian or Pacific Islander	0
Multiple Races	1

Chronically Homeless

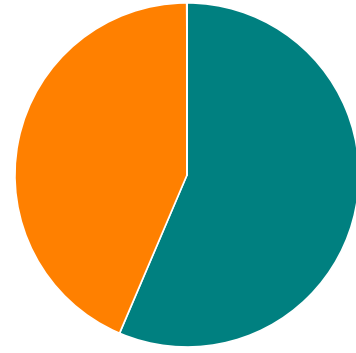
Total Number of Households	2
Total Number of Persons	4

Race



White Black or African American Asian
American Indian Native Hawaiian Multiple

Gender



Female Male Transgender
A gender other than singularly... Questioning

Households without Children

Household and Person Breakdown

Total Number of Households	355
Total Number of Persons	360
Number of Young Adults (age 18 to 24)	23
Number of Adults (age 25 or older)	337

Gender

Female	103
Male	182
Transgender	1
A gender other than singularly female or male (e.g., nonbinary, genderfluid, agender, culturally specific gender)	2
Questioning	0

Ethnicity

Non-Hispanic/Non-Latin(a)(o)(x)	251
Hispanic/Latin(a)(o)(x)	28

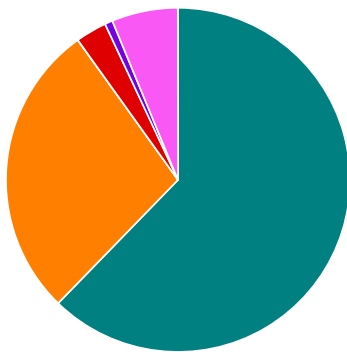
Race

White	170
Black, African American or African	76
Asian	0
American Indian, Alaska Native, or Indigenous	8
Native Hawaiian or Pacific Islander	2
Multiple Races	17

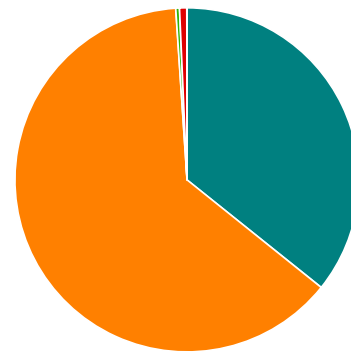
Chronically Homeless

Total Number of Persons	124
-------------------------	-----

Race



Gender



■ White
 ■ Black or African American
 ■ Asian
■ American Indian
 ■ Native Hawaiian
 ■ Multiple

■ Female
 ■ Male
 ■ Transgender
■ A gender other than singularly...
 ■ Questioning

Households with Only Children

Household and Person Breakdown

Total Number of Households	9
Total Number of Children	9

Gender

Female	0
Male	1
Transgender	0
A gender other than singularly female or male (e.g., nonbinary, genderfluid, agender, culturally specific gender)	0
Questioning	0

Ethnicity

Non-Hispanic/Non-Latin(a)(o)(x)	1
Hispanic/Latin(a)(o)(x)	0

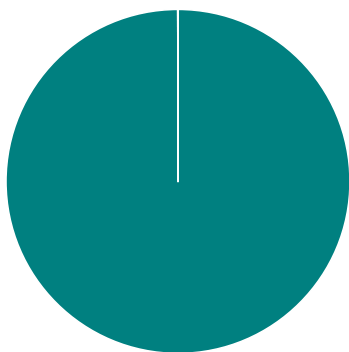
Race

White	1
Black, African American or African	0
Asian	0
American Indian, Alaska Native, or Indigenous	0
Native Hawaiian or Pacific Islander	0
Multiple Races	0

Chronically Homeless

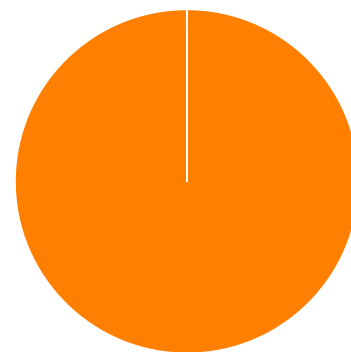
Total Number of Persons	0
-------------------------	---

Race



■ White
 ■ Black or African American
 ■ Asian
 ■ American Indian
 ■ Native Hawaiian
 ■ Multiple

Gender



■ Female
 ■ Male
 ■ Transgender
 ■ A gender other than singularly...
 ■ Questioning

Veteran Households

Veteran Households with at Least One Adult and One Child

Household and Person Breakdown

Total Number of Households	0
Total Number of Persons	0
Total Number of Veterans	0

Gender

Female	0
Male	0
Transgender	0
A gender other than singularly female or male (e.g., nonbinary, genderfluid, agender, culturally specific gender)	0
Questioning	0

Ethnicity

Non-Hispanic/Non-Latin(a)(o)(x)	0
Hispanic/Latin(a)(o)(x)	0

Race

White	0
Black, African American or African	0
Asian	0
American Indian, Alaska Native, or Indigenous	0
Native Hawaiian or Pacific Islander	0
Multiple Races	0

Chronically Homeless

Total Number of Households	0
Total Number of Persons	0

Race

Gender

■ White
 ■ Black or African American
 ■ Asian
■ American Indian
 ■ Native Hawaiian
 ■ Multiple

■ Female
 ■ Male
 ■ Transgender
■ A gender other than singularly...
 ■ Questioning

Veteran Households without Children

Household and Person Breakdown

Total Number of Households	40
Total Number of Persons	40
Total Number of Veterans	40

Gender

Female	6
Male	32
Transgender	0
A gender other than singularly female or male (e.g., nonbinary, genderfluid, agender, culturally specific gender)	1
Questioning	0

Ethnicity

Non-Hispanic/Non-Latin(a)(o)(x)	36
Hispanic/Latin(a)(o)(x)	4

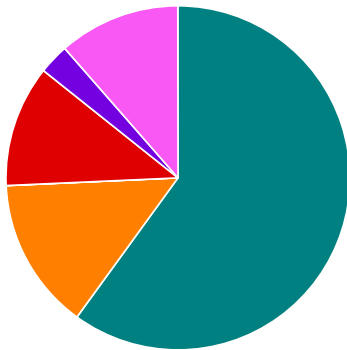
Race

White	21
Black, African American or African	5
Asian	0
American Indian, Alaska Native, or Indigenous	4
Native Hawaiian or Pacific Islander	1
Multiple Races	4

Chronically Homeless

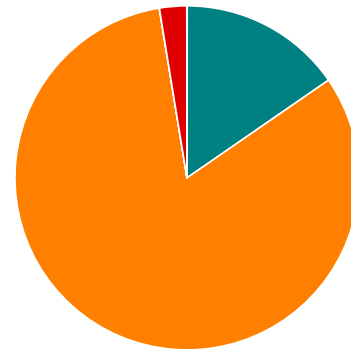
Total Number of Households	21
Total Number of Persons	21

Race



■ White
 ■ Black or African American
 ■ Asian
 ■ American Indian
 ■ Native Hawaiian
 ■ Multiple

Gender



■ Female
 ■ Male
 ■ Transgender
 ■ A gender other than singularly...
 ■ Questioning

Youth Households

Unaccompanied Youth Households

Household and Person Breakdown

Total Number of Unaccompanied Youth Households	31
Total Number of Unaccompanied Youth	31
Total Number of Unaccompanied Youth (under age 18)	9
Total Number of Unaccompanied Youth (18 to 24)	22

Gender

Female	5
Male	11
Transgender	0
A gender other than singularly female or male (e.g., nonbinary, genderfluid, agender, culturally specific gender)	1
Questioning	0

Ethnicity

Non-Hispanic/Non-Latin(a)(o)(x)	12
Hispanic/Latin(a)(o)(x)	4

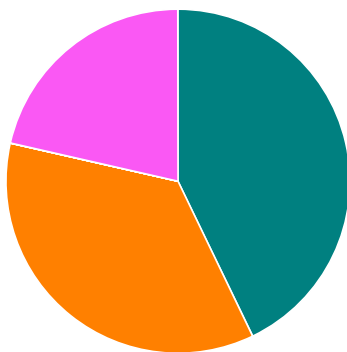
Race

White	6
Black, African American or African	5
Asian	0
American Indian, Alaska Native, or Indigenous	0
Native Hawaiian or Pacific Islander	0
Multiple Races	3

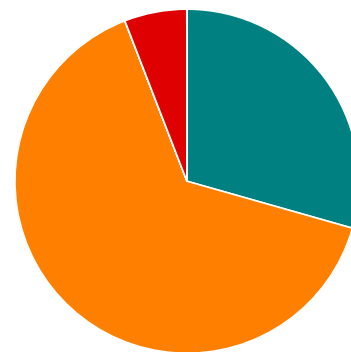
Chronically Homeless

Total Number of Persons	4
-------------------------	---

Race



Gender



■ White
 ■ Black or African American
 ■ Asian
 ■ American Indian
 ■ Native Hawaiian
 ■ Multiple

■ Female
 ■ Male
 ■ Transgender
 ■ A gender other than singularly...
 ■ Questioning

Parenting Youth

Household and Person Breakdown

Total Number of Parenting Youth Households	5
Total Number of Persons in Parenting Youth Households	13
Total Parenting Youth	5
Total Children in Parenting Youth Households	8
Number of Parenting Youth Under 18	0
Children in Households with Parenting Youth Under 18	0
Number of Parenting Youth 18 to 24	5
Children in Households with Parenting Youth 18 to 24	8

Gender

Female	3
Male	0
Transgender	0
A gender other than singularly female or male (e.g., nonbinary, genderfluid, agender, culturally specific gender)	0
Questioning	0

Ethnicity

Non-Hispanic/Non-Latin(a)(o)(x)	2
Hispanic/Latin(a)(o)(x)	1

Race

White	1
Black, African American or African	1
Asian	0
American Indian, Alaska Native, or Indigenous	0
Native Hawaiian or Pacific Islander	0
Multiple Races	0

Chronically Homeless

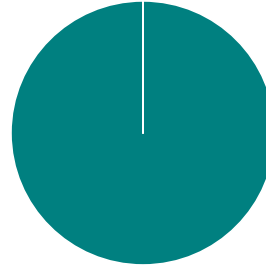
Total Number of Households	0
Total Number of Persons	0

Race



White Black or African American Asian
American Indian Native Hawaiian Multiple

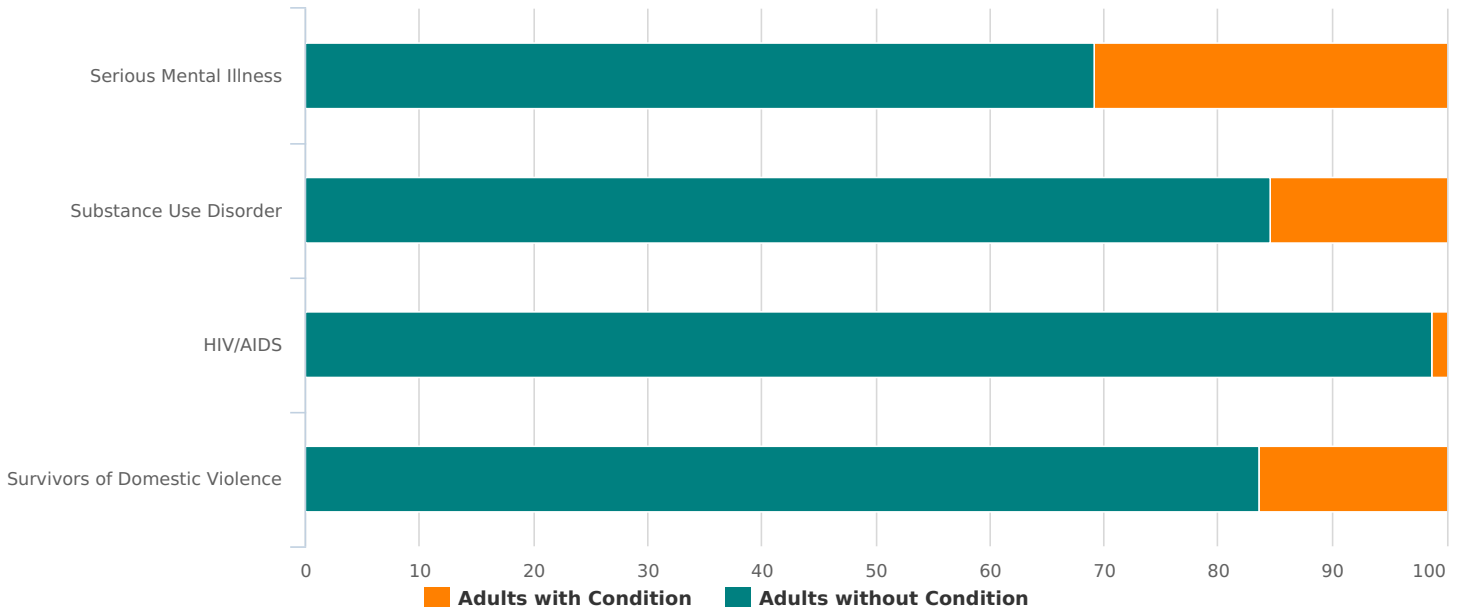
Gender



Female Male Transgender
A gender other than singularly... Questioning

Additional Homeless Populations (Adults Only)

Serious Mental Illness	118
Substance Use Disorder	59
HIV/AIDS	5
Survivors of Domestic Violence (optional)	63



Personal Information

Do you identify as lesbian, gay, bisexual, transgender, and/or queer (LGBTQ+) ?

Yes	26
No	274
Don't Know	7
Refused	1
Total	308

Have you been told or do you believe you have a chronic/ ongoing health condition that affects your ability to support yourself/family or live independently?

Yes	125
No	179
Don't Know	3
Refused	0
Data Not Collected	0
Total	307

Have you been told or do you believe you have a physical disability that affects your ability to support yourself/family or live independently?

Yes	116
No	187
Don't Know	3
Refused	1
Data Not Collected	0
Total	307

Have you been told or do you believe you have a developmental disability?

Yes	62
No	232
Don't Know	9
Refused	0
Data Not Collected	0
Total	303

Experience with Homelessness

Where are you sleeping tonight?

Abandoned building/structure	14
Bus, train station, airport	2
Outdoor encampment	45
Park	27
Street or Sidewalk	29
Under bridge/overpass	7
Vehicle	10
Total	134

Is this the first time you've been homeless?

Yes	140
No	165
Don't Know	0
Refused	0
Total	305

How old were you when you first became homeless?

Under 5 years old	1
5-12 years old	10
13-17 years old	14
18-24 years old	26
25-54 years old	100
55-61 years old	6
62+ years old	3
Total	160

How many months did you stay in shelter or on the streets over the past 3 years?

0 to 3 months	43
4 to 6 months	21
7 to 11 months	16
1 to 2 years	35
2 to 3 years	16
3 years or more	28
Total	159

How many separate times have you stayed in sheltered or on the streets in the past 3 years?

Fewer than 4	85
4 or more times	67
Don't Know	7
Refused	0
Total	159

How many months have you been homeless this time?

0 to 3 months	63
4 to 6 months	47
7 to 11 months	29
1 to 2 years	65
2 to 3 years	20
3 years or more	73
Total	297

Observation Surveys

Number of surveys: 53

Age Range

Under 5 years old	0
5-12 years old	0
13-17 years old	0
18-24 years old	0
25-34 years old	14
35-44 years old	17
45-54 years old	13
55-61 years old	8
62+ years old	1
Total	53

What made you believe the person was experiencing homelessness?

Activity (Panhandling. Sleeping outside. Sleeping in vehicle. Etc.)	35
Appearance (Carrying personal belongings/ clothing that wouldn't protect from the elements)	8
Prior interactions/known to be unhoused	5
They are accessing services for those experiencing homelessness	8
They informed me they are unhoused	4
Total *multiple answers can be selected*	60

Where did you encounter this individual?

Abandoned building/structure	4
Bus, train station, airport	1
Outdoor encampment	5
Park	1
Service Provider (soup kitchen, day shelter, etc.)	10
Street or sidewalk	21
Under bridge/overpass	6
Vehicle	5
Total	53