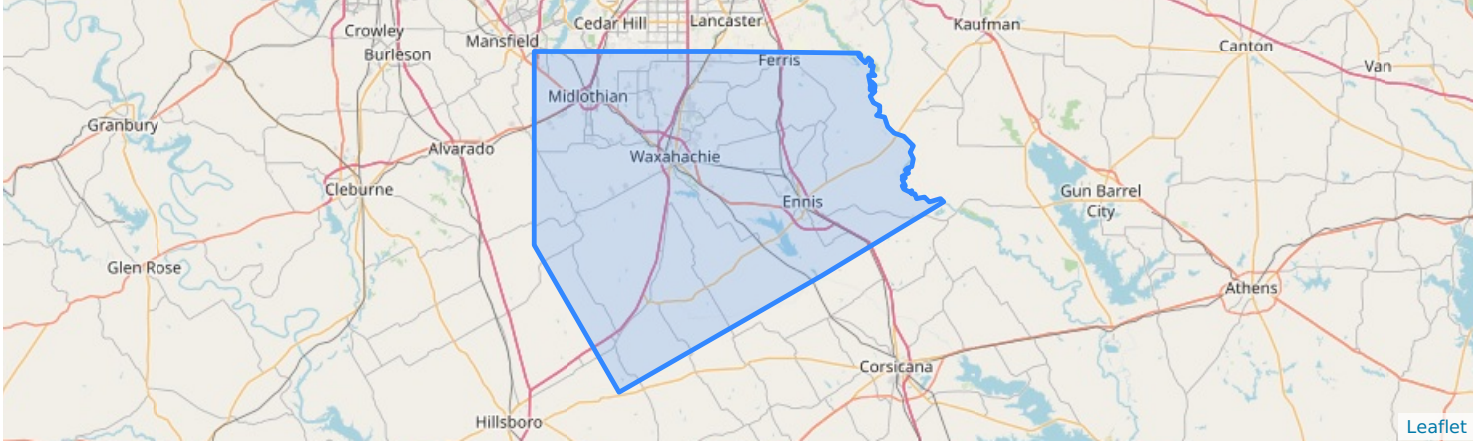


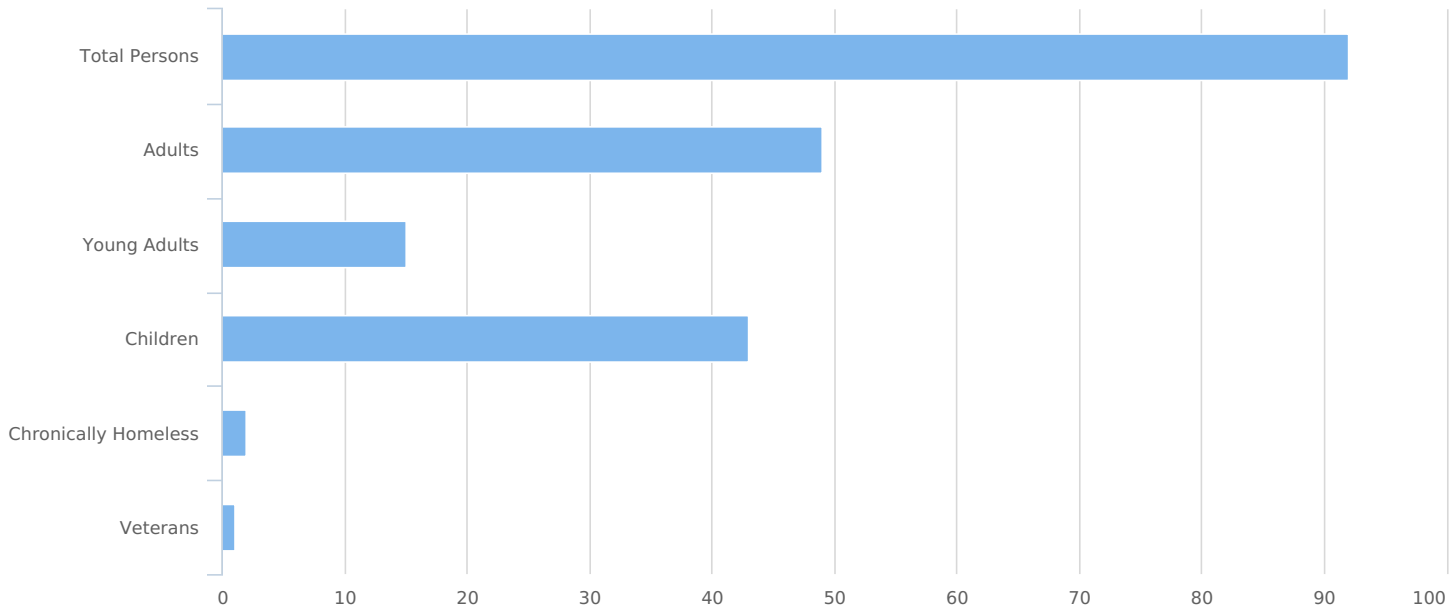
HUD Point in Time Report - Combined

Count:	Texas Balance of State 2022 PIT Count	Geography:	Ellis
Created by:	Paredes,Alex	Created on:	04/18/2022 4:49 PM

Summary

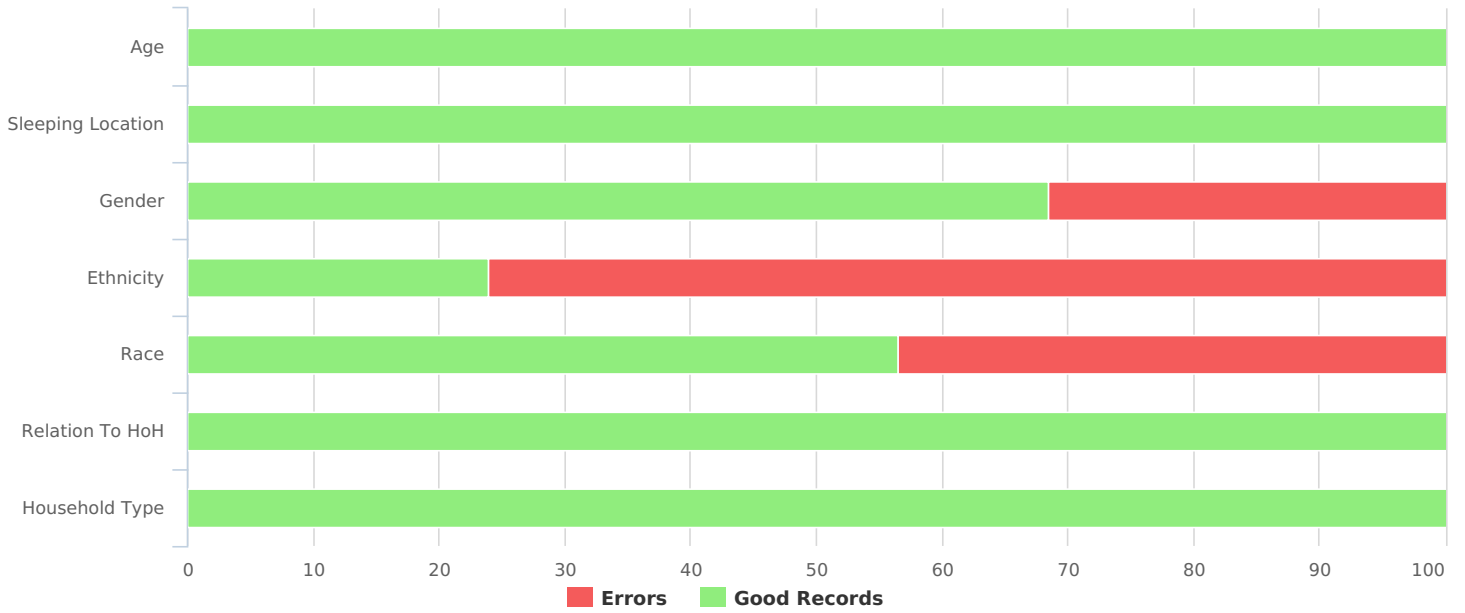


Total Persons	92
Adults (age 18 or older)	49
Young Adults (age 18 to 24)	15
Children (under age 18)	43
Unknown Age	0
Unknown Age - Believe to be Adult	0
Unknown Age - Believe to be Young Adult (18-24)	0
Unknown Age - Believe to be Adult (25+)	0
Unknown Age - Believe to be Child	0
Chronically Homeless	2
Veterans	1



Data Quality Checks

Persons Missing Age Information	0
Persons Missing Sleeping Location	0
Persons Missing Gender	29
Persons Missing Ethnicity	70
Persons Missing Race	40
Persons Missing Relation to HoH	0
Persons with Unknown Household Type	0



All Households

Households with at Least one Adult and One Child

Household and Person Breakdown

Total Number of Households	19
Total Number of Persons	63
Number of Children (under age 18)	43
Number of Young Adults (age 18 to 24)	7
Number of Adults (age 25 or older)	13

Gender

Female	26
Male	21
Transgender	0
A gender other than singularly female or male (e.g., nonbinary, genderfluid, agender, culturally specific gender)	0
Questioning	0

Ethnicity

Non-Hispanic/Non-Latin(a)(o)(x)	5
Hispanic/Latin(a)(o)(x)	9

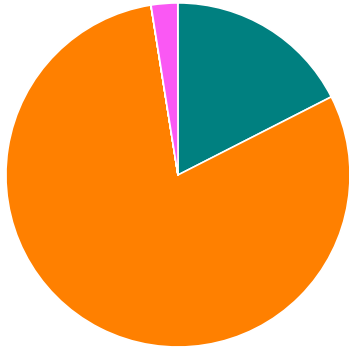
Race

White	7
Black, African American or African	32
Asian	0
American Indian, Alaska Native, or Indigenous	0
Native Hawaiian or Pacific Islander	0
Multiple Races	1

Chronically Homeless

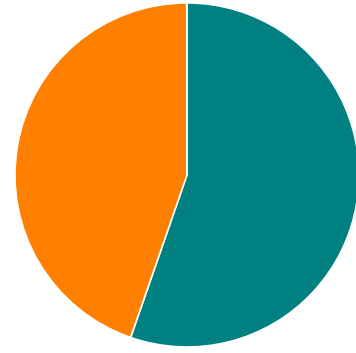
Total Number of Households	0
Total Number of Persons	0

Race



White Black or African American Asian
American Indian Native Hawaiian Multiple

Gender



Female Male Transgender
A gender other than singularly... Questioning

Households without Children

Household and Person Breakdown

Total Number of Households	27
Total Number of Persons	29
Number of Young Adults (age 18 to 24)	8
Number of Adults (age 25 or older)	21

Gender

Female	9
Male	7
Transgender	0
A gender other than singularly female or male (e.g., nonbinary, genderfluid, agender, culturally specific gender)	0
Questioning	0

Ethnicity

Non-Hispanic/Non-Latin(a)(o)(x)	5
Hispanic/Latin(a)(o)(x)	3

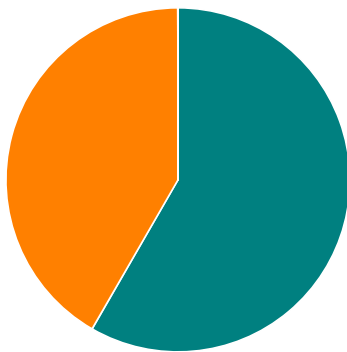
Race

White	7
Black, African American or African	5
Asian	0
American Indian, Alaska Native, or Indigenous	0
Native Hawaiian or Pacific Islander	0
Multiple Races	0

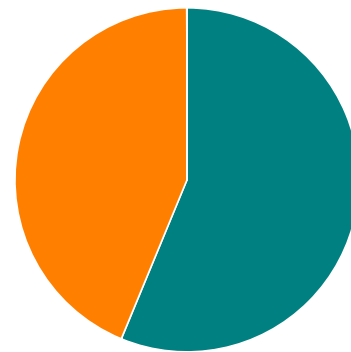
Chronically Homeless

Total Number of Persons	2
-------------------------	---

Race



Gender



■ White
 ■ Black or African American
 ■ Asian
 ■ American Indian
 ■ Native Hawaiian
 ■ Multiple

■ Female
 ■ Male
 ■ Transgender
 ■ A gender other than singularly...
 ■ Questioning

Households with Only Children

Household and Person Breakdown

Total Number of Households	0
Total Number of Children	0

Gender

Female	0
Male	0
Transgender	0
A gender other than singularly female or male (e.g., nonbinary, genderfluid, agender, culturally specific gender)	0
Questioning	0

Ethnicity

Non-Hispanic/Non-Latin(a)(o)(x)	0
Hispanic/Latin(a)(o)(x)	0

Race

White	0
Black, African American or African	0
Asian	0
American Indian, Alaska Native, or Indigenous	0
Native Hawaiian or Pacific Islander	0
Multiple Races	0

Chronically Homeless

Total Number of Persons	0
-------------------------	---

Race

Gender

■ White
 ■ Black or African American
 ■ Asian
■ American Indian
 ■ Native Hawaiian
 ■ Multiple

■ Female
 ■ Male
 ■ Transgender
■ A gender other than singularly...
 ■ Questioning

Veteran Households

Veteran Households with at Least One Adult and One Child

Household and Person Breakdown

Total Number of Households	0
Total Number of Persons	0
Total Number of Veterans	0

Gender

Female	0
Male	0
Transgender	0
A gender other than singularly female or male (e.g., nonbinary, genderfluid, agender, culturally specific gender)	0
Questioning	0

Ethnicity

Non-Hispanic/Non-Latin(a)(o)(x)	0
Hispanic/Latin(a)(o)(x)	0

Race

White	0
Black, African American or African	0
Asian	0
American Indian, Alaska Native, or Indigenous	0
Native Hawaiian or Pacific Islander	0
Multiple Races	0

Chronically Homeless

Total Number of Households	0
Total Number of Persons	0

Race

Gender

■ White
 ■ Black or African American
 ■ Asian
■ American Indian
 ■ Native Hawaiian
 ■ Multiple

■ Female
 ■ Male
 ■ Transgender
■ A gender other than singularly...
 ■ Questioning

Veteran Households without Children

Household and Person Breakdown

Total Number of Households	1
Total Number of Persons	1
Total Number of Veterans	1

Gender

Female	0
Male	1
Transgender	0
A gender other than singularly female or male (e.g., nonbinary, genderfluid, agender, culturally specific gender)	0
Questioning	0

Ethnicity

Non-Hispanic/Non-Latin(a)(o)(x)	0
Hispanic/Latin(a)(o)(x)	1

Race

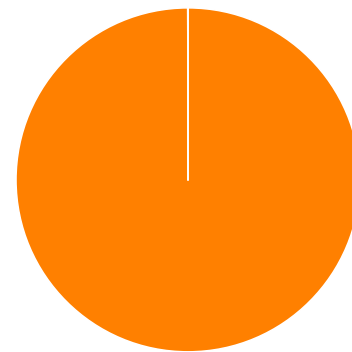
White	0
Black, African American or African	0
Asian	0
American Indian, Alaska Native, or Indigenous	0
Native Hawaiian or Pacific Islander	0
Multiple Races	0

Chronically Homeless

Total Number of Households	0
Total Number of Persons	0

Race

Gender



■ White
 ■ Black or African American
 ■ Asian
 ■ American Indian
 ■ Native Hawaiian
 ■ Multiple

■ Female
 ■ Male
 ■ Transgender
 ■ A gender other than singularly...
 ■ Questioning

Youth Households

Unaccompanied Youth Households

Household and Person Breakdown

Total Number of Unaccompanied Youth Households	9
Total Number of Unaccompanied Youth	10
Total Number of Unaccompanied Youth (under age 18)	1
Total Number of Unaccompanied Youth (18 to 24)	9

Gender

Female	4
Male	4
Transgender	0
A gender other than singularly female or male (e.g., nonbinary, genderfluid, agender, culturally specific gender)	0
Questioning	0

Ethnicity

Non-Hispanic/Non-Latin(a)(o)(x)	0
Hispanic/Latin(a)(o)(x)	0

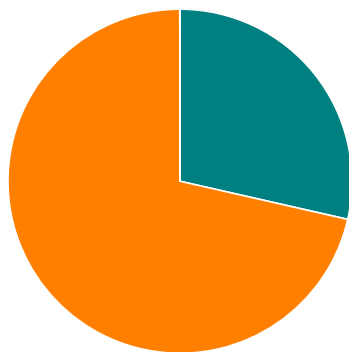
Race

White	2
Black, African American or African	5
Asian	0
American Indian, Alaska Native, or Indigenous	0
Native Hawaiian or Pacific Islander	0
Multiple Races	0

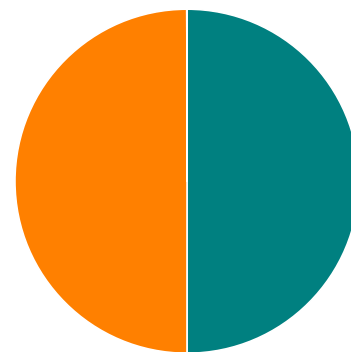
Chronically Homeless

Total Number of Persons	0
-------------------------	---

Race



Gender



■ White
 ■ Black or African American
 ■ Asian
 ■ American Indian
 ■ Native Hawaiian
 ■ Multiple

■ Female
 ■ Male
 ■ Transgender
 ■ A gender other than singularly...
 ■ Questioning

Parenting Youth

Household and Person Breakdown

Total Number of Parenting Youth Households	6
Total Number of Persons in Parenting Youth Households	16
Total Parenting Youth	6
Total Children in Parenting Youth Households	10
Number of Parenting Youth Under 18	0
Children in Households with Parenting Youth Under 18	0
Number of Parenting Youth 18 to 24	6
Children in Households with Parenting Youth 18 to 24	10

Gender

Female	6
Male	0
Transgender	0
A gender other than singularly female or male (e.g., nonbinary, genderfluid, agender, culturally specific gender)	0
Questioning	0

Ethnicity

Non-Hispanic/Non-Latin(a)(o)(x)	0
Hispanic/Latin(a)(o)(x)	1

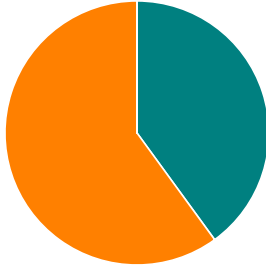
Race

White	2
Black, African American or African	3
Asian	0
American Indian, Alaska Native, or Indigenous	0
Native Hawaiian or Pacific Islander	0
Multiple Races	0

Chronically Homeless

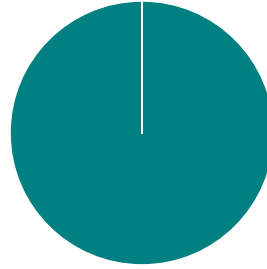
Total Number of Households	0
Total Number of Persons	0

Race



White Black or African American Asian
American Indian Native Hawaiian Multiple

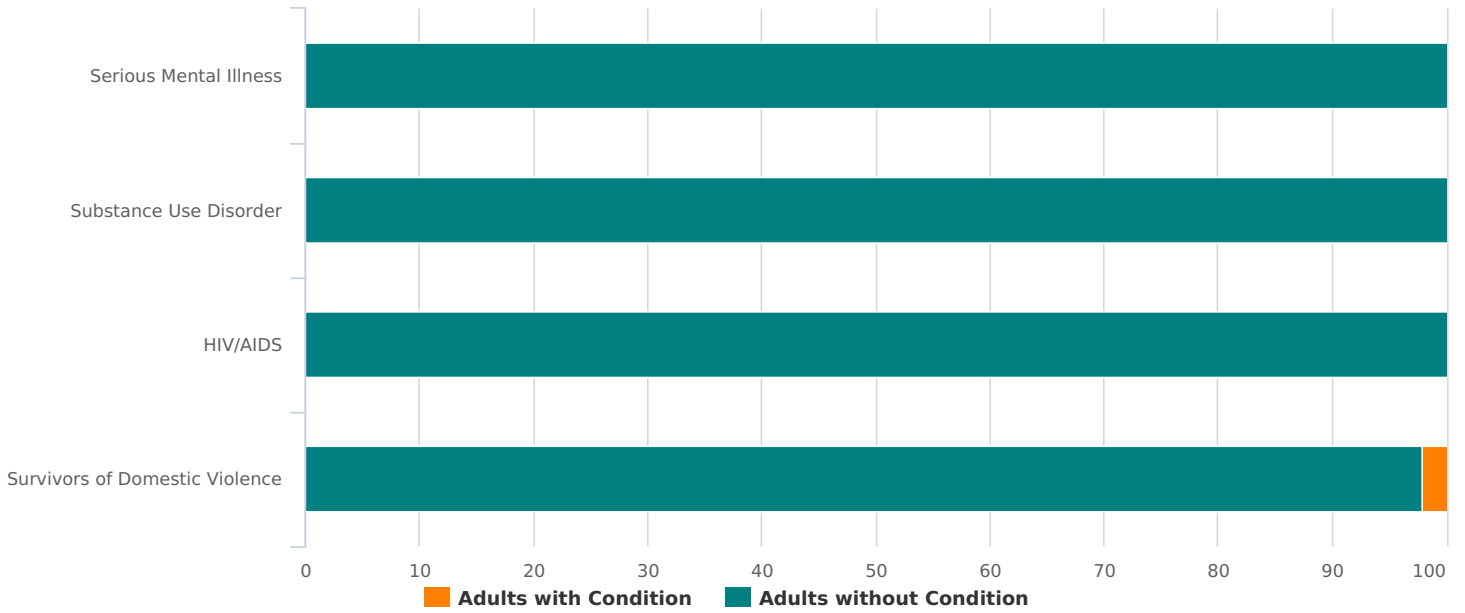
Gender



Female Male Transgender
A gender other than singularly... Questioning

Additional Homeless Populations (Adults Only)

Serious Mental Illness	0
Substance Use Disorder	0
HIV/AIDS	0
Survivors of Domestic Violence (optional)	1



Personal Information

Do you identify as lesbian, gay, bisexual, transgender, and/or queer (LGBTQ+) ?

Yes	1
No	6
Don't Know	29
Refused	1
Total	37

Have you been told or do you believe you have a chronic/ ongoing health condition that affects your ability to support yourself/family or live independently?

Yes	1
No	5
Don't Know	9
Refused	2
Data Not Collected	20
Total	37

Have you been told or do you believe you have a physical disability that affects your ability to support yourself/family or live independently?

Yes	1
No	4
Don't Know	10
Refused	2
Data Not Collected	20
Total	37

Have you been told or do you believe you have a developmental disability?

Yes	2
No	3
Don't Know	10
Refused	2
Data Not Collected	20
Total	37

Experience with Homelessness

Where are you sleeping tonight?

Abandoned building/structure	1
Bus, train station, airport	0
Outdoor encampment	0
Park	0
Street or Sidewalk	1
Under bridge/overpass	0
Vehicle	5
Total	7

Is this the first time you've been homeless?

Yes	3
No	4
Don't Know	12
Refused	2
Total	21

How old were you when you first became homeless?

Under 5 years old	0
5-12 years old	0
13-17 years old	1
18-24 years old	0
25-54 years old	3
55-61 years old	0
62+ years old	0
Total	4

How many months did you stay in shelter or on the streets over the past 3 years?

0 to 3 months	2
4 to 6 months	2
7 to 11 months	1
1 to 2 years	2
2 to 3 years	0
3 years or more	2
Total	9

How many separate times have you stayed in sheltered or on the streets in the past 3 years?

Fewer than 4	0
4 or more times	2
Don't Know	6
Refused	4
Total	12

How many months have you been homeless this time?

0 to 3 months	2
4 to 6 months	2
7 to 11 months	7
1 to 2 years	1
2 to 3 years	0
3 years or more	2
Total	14

Observation Surveys

Number of surveys: **4**

Age Range

Under 5 years old	0
5-12 years old	0
13-17 years old	0
18-24 years old	0
25-34 years old	0
35-44 years old	0
45-54 years old	3
55-61 years old	0
62+ years old	1
Total	4

What made you believe the person was experiencing homelessness?

Activity (Panhandling. Sleeping outside. Sleeping in vehicle. Etc.)	2
Appearance (Carrying personal belongings/ clothing that wouldn't protect from the elements)	0
Prior interactions/known to be unhoused	1
They are accessing services for those experiencing homelessness	1
They informed me they are unhoused	1
Total *multiple answers can be selected*	5

Where did you encounter this individual?

Abandoned building/structure	1
Bus, train station, airport	0
Outdoor encampment	0
Park	0
Service Provider (soup kitchen, day shelter, etc.)	1
Street or sidewalk	2
Under bridge/overpass	0
Vehicle	0
Total	4